

Specifications				
Model name		LP-EU5002	LP-EW5002	LP-EX5002
Display system		3LCD		
Display device	Size of effective display area	0.64", aspect ratio 16:10	0.59", aspect ratio 16:10	0.63", aspect ratio 4:3
	Number of pixels	2,304,000 pixels H : 1,920 × V : 1,200 (WUXGA)	1,024,000 pixels H : 1,280 × V : 800 (WXGA)	786,432 pixels H : 1,024 × V : 768 (XGA)
Lens	Zoom	Manual (1.6x)		
	Focus	Manual		
Light source		Laser diode		
Screen size		30 ~ 300 inch		
Light output (Brightness)		5,000 lm *1	5,000 lm *1	5,300 lm *1
Contrast ratio (full white / full black)		500,000 : 1 *1		
Speaker		16 W x 1 mono		
Displayable scanning frequency	Horizontal	15 ~ 106 kHz		
	Vertical	50 ~ 120 Hz		
Display resolution	Computer	VGA, SVGA, XGA, WXGA, SXGA, WXGA+, WSXGA+, UXGA, Full HD, WUXGA*2, Mac 16"		
	Video	NTSC, NTSC4.43, PAL, SECAM, PAL-M, PAL-N, PAL(60Hz), 480i@60, 480p@60, 576i@50, 576p@50, 720p@50/60, 1080i@50/60, 1080p@50/60		
Terminals	HDMI IN	HDMI connector x 3 (HDMI IN 2 supports MHL input)	HDMI connector x 2 (HDMI IN 2 supports MHL input)	
	COMPUTER IN 1	Mini D-sub 15-pin connector x 1		
	COMPUTER IN 2 / MONITOR OUT	Mini D-sub 15-pin connector x 1		
	VIDEO IN	RCA connector x 1		
	AUDIO IN	3.5mm stereo mini connector x 2, RCA connector L/R x 1		
	AUDIO OUT	3.5mm stereo mini connector x 1		
	CONTROL IN (RS-232C)	D-sub 9-pin connector x 1		
	LAN	RJ-45 connector x 1		
	USB-A	USB type A x 2 (PC-LESS Presentation or Wireless LAN (option))		
	USB-B	USB type B x 1 (USB mouse control)	USB type B x 1 (USB Display and USB mouse control)	
	Operating temperature	0 - 40 °C *3 (The brightness of light source may be reduced automatically over 35 °C.)		
	Power requirements	AC 100 - 120 V (50/60Hz), 3.8 A AC 220 - 240 V (50/60Hz), 1.9 A	AC 100 - 120 V (50/60Hz), 3.7 A AC 220 - 240 V (50/60Hz), 1.9 A	
	Power consumption	AC 100 - 120 V : 370 W AC 220 - 240 V : 360 W	AC 100 - 120 V : 360 W AC 220 - 240 V : 350 W	
	Standby mode power consumption	Less than 0.5 W *4		
Standard outside dimensions (W × H × D)		512 mm x 152 mm x 424 mm (20.2" × 6.0" × 16.7") (Including protrusions) 506 mm x 136 mm x 424 mm (19.9" × 5.4" × 16.7") (Excluding protrusions)		
Weight	Approx. 7.5 kg (16.5 lbs.)			
Accessories		Remote control with two AA batteries, Power cord, Computer cable, User's manual, Security label, Lens cover, Adapter cover, HDMI cable holder, Cable tie, Hook metal, Screw, Ferrite core		
Optional parts	Filter set	UX43251		
	Mounting accessories	HAS-9110 (Bracket for fixing mount), HAS-1045 (Slim adapter for fixing mount), HAS-204L (Standard adapter for fixing mount), HAS-304H (Long adapter for fixing mount)		
	USB wireless adapter	USB-WL-5G *5		
Network	Wired	100BASE-TX / 10BASE-T		
	Wireless (option)	IEEE 802.11a/b/g/n/ac		

*1: When PICTURE MODE is set to DYNAMIC, and LIGHT OUTPUT is set to NORMAL 100 %. *2: For LP-EU5002 only. WUXGA (60 Hz) Reduced Blanking. *3: 0 - 40 °C at altitude from 0 m to 1,600 m. 0-35 °C at altitude from 1,600 m to 3,048 m. *4: SAVING mode disables the functions of MONITOR OUT, AUDIO OUT, speaker sound, network communication, RS-232C control except POWER ON command, etc. in standby. *5: The availability of the USB-VL-SG varies depending on the country and the region.

Terminals

LP-EU5002

(1)HDMI IN 1 (2)HDMI IN 2 / MHL (3)HDMI IN 3 (4)COMPUTER IN 1 (5)COMPUTER IN 2 / MONITOR OUT (6)CONTROL (7)VIDEO IN (8)AUDIO IN 1 (9)AUDIO IN 2 (10)AUDIO IN 3 (11)AUDIO OUT (12)USB-A (13)USB-B (14)LAN

Dimensions

LP-EW5002 / LP-EX5002

424 mm(16.7")
152 mm(6.0")
512 mm(20.2")

Environment

- ▶ **Compliance with EU Directive RoHS*1**
- ▶ **Power saving mode engaged during standby**
- ▶ **Long Life mode**
- ▶ **No use of mercury lamp**

*1 RoHS is the acronym of "Directive 2011/65/EU of the European Parliament and of the Council of 8 June 2011 on the restriction of the use of certain hazardous substances in electrical and electronic equipment."

Projection Distance

On a horizontal surface

Suspended from the ceiling

H x V : Screen size
a : Projection distance (from the projector's front panel to screen. Tolerance ±10 %)
b : Screen height from lens center to top (when installed on a horizontal surface)
c : Screen height from lens center to bottom (when installed on a horizontal surface)
*The figures above are not drawn to scale.

LP-EU5002		16 : 10 screen					
Screen type	Screen size		Projection distance		Screen height		
	H	V	a(min.)	a(max.)	b	c	
(inch)	m	inch	m	inch	m	inch	cm
60	1.3	51	0.8	32	1.5	60	2.6
80	1.7	68	1.1	42	2.1	82	3.5
100	2.2	85	1.3	53	2.6	104	4.4
120	2.6	102	1.6	64	3.2	127	5.3
150	3.2	127	2.0	79	4.1	160	6.7
200	4.3	170	2.7	106	5.5	216	9.0

LP-EW5002		16 : 10 screen					
Screen type	Screen size		Projection distance		Screen height		
	H	V	a(min.)	a(max.)	b	c	
(inch)	m	inch	m	inch	m	inch	cm
60	1.3	51	0.8	32	1.7	65	2.8
80	1.7	68	1.1	42	2.3	89	3.8
100	2.2	85	1.3	53	2.9	113	4.8
120	2.6	102	1.6	64	3.5	137	5.7
150	3.2	127	2.0	79	4.4	174	7.2
200	4.3	170	2.7	106	5.9	234	9.7

LP-EX5002		4 : 3 screen					
Screen type	Screen size		Projection distance		Screen height		
	H	V	a(min.)	a(max.)	b	c	
(inch)	m	inch	m	inch	m	inch	cm
60	1.2	48	0.9	36	1.5	61	2.6
80	1.6	64	1.2	48	2.1	84	3.5
100	2.0	80	1.5	60	2.7	106	4.5
120	2.4	96	1.8	72	3.3	129	5.4
150	3.0	120	2.3	90	4.1	163	6.8
200	4.1	160	3.0	120	5.6	220	9.1

—Design and specifications are subject to change without notice.

• The projected images and comparison photos in this catalog are simulations. • LCD panels, polarizers and other optical components and cooling fans may need replacement after prolonged usage. For more details, please consult a Hitachi sales representative. • Do not use in places where there is a lot of water, dampness, steam, dust, soot or tobacco smoke. This may result in fire or malfunction. • Optical components (light source, LCD panel, polarizing plate, PBS [polarizer beam splitter]) have limited service lives. They must be repaired or replaced if they are used for a long period of time. • During use and immediately after use, do not touch anywhere near the vents as these parts are extremely hot. • Optical components other than the light source: If the projector is used for six hours or more per day, they may need to be replaced in less than a year. • LCD panel: If the projector is used continuously for six hours or more, its replacement cycle may be shortened. • Blu-ray Disc™ and Blu-ray™ are trademarks of Blu-ray Disc Association. • Crestron® and Crestron RoomView® are registered trademarks of Crestron Electronics, Inc. in the United States and other countries. • DICOM is the registered trademark of the National Electrical Manufacturers Association for its standards publications relating to digital communications of medical information. • MHL, the MHL logo, and Mobile High-Definition Link are trademarks or registered trademarks of MHL, LLC in the United States and other countries. • HDMI, the HDMI Logo, and High-Definition Multimedia Interface are trademarks or registered trademarks of HDMI Licensing Administrator, Inc. in the United States and other countries. • All other trademarks are the properties of their respective owners.

LASER RADIATION
AVOID DIRECT EYE EXPOSURE
CLASS 3R LASER PRODUCT
Wavelength : 449-461 nm
Max. Output : 148 mW
IEC 60825-1:2007

RAYONNEMENT LASER
ÉVITER D'EXPOSER
DIRECTEMENT LENS YEUX
PRODUIT LASER DE CLASSE 3R
Longueur D'onde : 449-461 nm
Sortie max. : 148 mW
IEC 60825-1:2007

雷射輻射
避免眼睛受到直接照射
3R類雷射產品
波長：449-461 nm
最大輸出：148 mW
IEC 60825-1:2007

CLASS 1 LASER PRODUCT
PRODUIT LASER DE CLASSE 1
LASERPRODUKT DER KLASSE 1
IEC/EN 60825-1:2014

RG2

HITACHI

Hitachi America, Ltd., Digital Media Division
Hitachi Home Electronics Asia (S) Pte. Ltd.
Hitachi Sales (Malaysia) Sdn. Bhd.
Hitachi Sales (Thailand), Ltd.
Hitachi (Hong Kong), Ltd.
Hitachi Sales Corp. of Taiwan
Hitachi Australia Pty Ltd.
Hitachi Europe Ltd., Digital Media Group Consumer Affairs Department
Hitachi Consumer Marketing, Inc.
Development and Manufacture : Maxell, Ltd.

2420 Fenton Street, Suite 200 Chula Vista, CA 91914, U.S.A. and Canada Tel: +1-800-448-2244 www.hitachi-america.us/digitalmedia
438A Alexandra Road #01-01/02/03, Alexandra Technopark, 119967, Singapore Tel: +65-6536-2520 www.hitachiconsumer.com.sg
Lot 12, Jalan Kemajuan, Bangi Industrial Estate, 43650 Bandar Baru Bangi, Selangor Darul Ehsan, Malaysia Tel: +60-3-8911-2670 www.hitachiconsumer.com.my
333, 333/1-8 Moo 13, Bangna-Trad Road km 7, Bangkaew, Bangplee, Samutprakarn 10540, Thailand Tel: +66-2335-5455 www.hitachi-th.com
18th Floor, Ever Gain Centre, 28 On Muk Street, Shatin, N.T., Hong Kong Tel: +852-2113-8883 www.hitachi-hk.com.hk
2nd Floor, No.65, Nanking East Road, Section 3, Taipei 104, Taiwan Tel: +886-2-2516-0500 www.hsct.com.tw
Suite 801, Level 8, 123 Epping Road, North Ryde NSW 2113, Australia Tel: +61-2-9888-4100 www.hitachi.com.au
<http://www.hitachi.co.jp/proj/>
Whitebrook Park, Lower Cookham Road, Maidenhead, Berkshire, SL6 8YA, UK Tel: +44-844-481-0297 www.hitachidigitalmedia.com

October 2018

NM-E514 102018

Laser Projector

Hitachi Inspire the Next



Multifunctional projectors suitable for use in large classrooms including university



LP-EU5002 / LP-EW5002 / LP-EX5002



*Projected images are simulations.

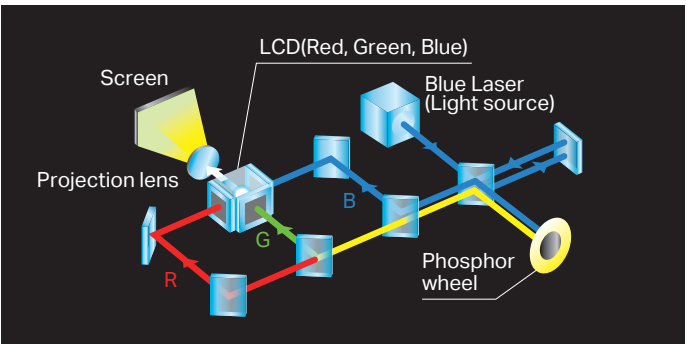


High Reliability and Stability

Long Life 20,000 hour Laser Light Source

Hitachi's laser light source projectors have 20,000 hours*¹ of light source life. Use for 50,000 hours*¹ can be achieved in LONG LIFE 2 mode. Also, users may select their desired operation mode. Furthermore, in addition to the light source, the phosphor wheel is also dust resistant, suppressing brightness level reduction by preventing dust from coming into contact with the optical parts. Users can enjoy using the projector for long periods of time while maintaining its brightness.

*¹ For laser light source. The value is an estimate and may vary depending on the use environment or use condition.



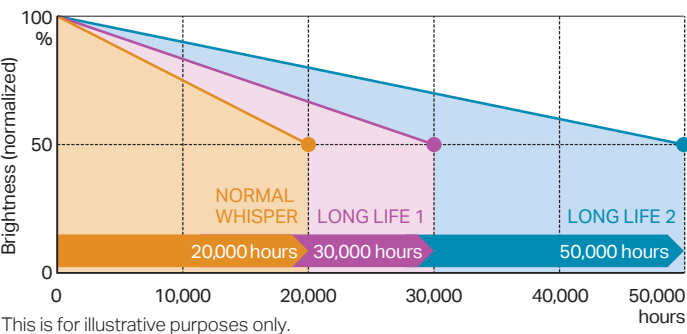
LIGHT OUTPUT	Brightness* ²		Light source life* ³	Noise* ⁴
	LP-EU5002	LP-EX5002		
NORMAL	5,000 lm	5,300 lm	20,000 hours	34 dB
LONG LIFE 1	3,750 lm	3,975 lm	30,000 hours	
LONG LIFE 2	2,500 lm	2,650 lm	50,000 hours	
WHISPER	2,500 lm	2,650 lm	20,000 hours	28 dB

*² These are reference values and may vary depending on products.

*³ The values are an estimate and may vary depending on the use environment or use condition.

*⁴ Reference values when used in an ambient temperature of 23 °C. The noise level varies by the projector model, installation environment, and use condition.

Brightness Deterioration Comparison between Light Output Modes



High Image Quality

Wide Range of Color Reproduction

The color reproduction range is wide compared to lamp light projectors*⁵ and projects brilliantly colored images.

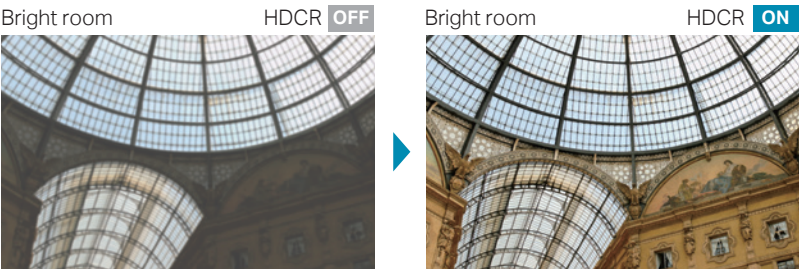
*⁵ Comparison with Hitachi 5,000-lumen lamp light source LCD projectors.



* The projected image is simulations.

ACCENTUALIZER and HDCR

ACCENTUALIZER makes pictures look more real by enhancing shade, sharpness, and gloss to make pictures clearer. The HDCR function corrects blurred images caused by room lighting or outside light sources, and creates an effect similar to increasing contrast resulting in clear images even in bright rooms.



* The projected images and comparison photos are simulations.

LINE UP

Local availability may be limited.



LP-EU5002 WUXGA 5,000 lm



LP-EW5002 WXGA 5,000 lm




LP-EX5002 XGA 5,300 lm



Installability

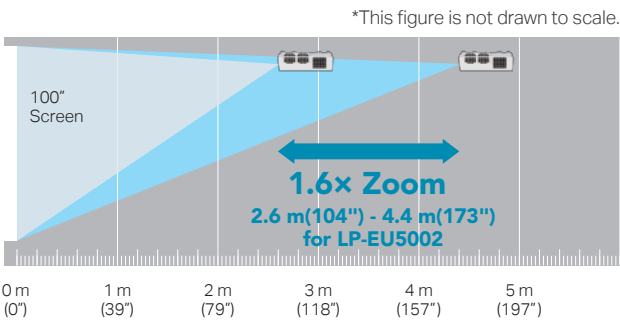
360° Projection

This projector provides great installation flexibility as it can be installed at various angle. By rotating the projector 90 degrees, you can project vertically long images (Portrait Projection).



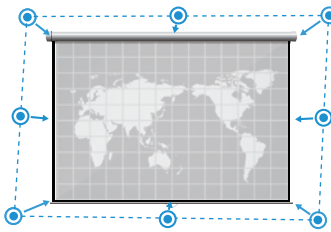
1.6× Zoom Lens

Featuring a powerful 1.6× manual zoom lens, the projectors allow for a greater range of installation possibilities.



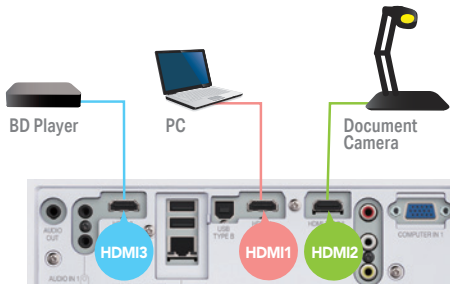
Perfect Fit

Equipped with Perfect Fit with which the position of four corners and four sides of a projected image can be adjusted. With the remote controller at hand, you can quickly correct the distorted image such as pincushion or barrel.



3 HDMI® inputs (LP-EU5002 only) *⁶

Equipped with 3 HDMI input terminals for the current widely-used interface.



*⁶ Two HDMI inputs on LP-EW5002 and LP-EX5002.

Convenient Functions

Easy Schedule Setting

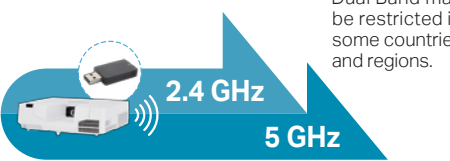
You can schedule routine and special projector events, including power on, power off, input selection and other settings.

EVENT SCHEDULE			
MONDAY to FRIDAY			
08:00	POWER	ON	
	INPUTSOURCE	COMPUTER IN 1	
12:30	INPUTSOURCE	HDMI 1	
17:00	POWER	OFF	

* This function requires a coin battery for the internal clock or connecting to an SNTP server on network.
* When STANDBY MODE is set to NETWORK(WOL) or SAVING, this function (ex. POWER ON) at standby mode will not be operated.

Wireless Dual Band Support (Option)

Provides a stable wireless network environment by supporting wireless dual band (2.4 GHz / 5 GHz).



* Dual Band may be restricted in some countries and regions.

Other Functions

• Quick Start • DICOM® Simulation Mode*⁷ • 16W Internal Speaker • MHL connectivity • Smart Device Control & Monitoring • Moderator Control Mode • PIN lock • Key lock

*⁷ This projector is not a medical device and is not compliant to the DICOM standard, and neither the projector nor this function should be used for medical diagnosis.