

Specifications

Model name	LP-WU3500	LP-WX3500	
Display system	1-chip DLP®		
Display device	Size of effective display area	0.67" × 1, aspect ratio 16 : 10	0.65" × 1, aspect ratio 16 : 10
	Number of pixels	2,304,000 pixels (1,920 horizontal × 1,200 vertical)	1,024,000 pixels (1,280 horizontal × 800 vertical)
Lens	Zoom	Manual (1.7×)	
	Focus	Manual	
	Lens shift	Manual (V : 0 - 50%, H : ±4.4%)	Manual (V : 0 - 50%, H : ±4.6%)
Light source	LED		
Screen size	30" - 300"		
Light output (Brightness)	3,500 lm*1		
Contrast ratio (full white / full black)	30,000 : 1*1		
Speaker	16W(Mono)		
Displayable scanning frequency	Horizontal	31.5 - 106kHz	
Display resolution	Computer	WUXGA (max.) *Native resolution is WUXGA.	Full HD (max.) *Native resolution is WXGA.
	Video	1080P (max.) *Native resolution is WUXGA.	1080P (max.) *Native resolution is WXGA.
Terminals	RJ45 jack × 1		
HDMI IN 1	HDMI connector (HDCP1.4 compliant, shared with MHL (Ver1.4))		
HDMI IN 2	HDMI connector (HDCP1.4 compliant)		
COMPUTER IN	Mini-D-sub 15-pin connector × 1		
MONITOR OUT (analog)	Mini-D-sub 15-pin connector × 1		
MONITOR OUT (digital)	HDMI connector (HDCP1.4 compliant) × 1		
VIDEO IN	RCA connector × 1		
AUDIO IN	3.5mm stereo mini connector × 1, 2RCA connector (L/R) × 1		
AUDIO OUT	3.5mm stereo mini connector × 1		
CONTROL (RS-232C)	D-sub 9-pin connector × 1		
LAN	RJ45 jack × 1		
REMOTE CONTROL IN	3.5mm stereo mini connector × 1		
REMOTE CONTROL OUT	3.5mm stereo mini connector × 1		
WIRELESS	USB type A × 1 (Used for wireless network) *Optional USB wireless adapter USB-WL-11N is required.		
USB-B	USB type B × 1 (Used for mouse control)		

Operating temperature	0 - 40°C at altitude of 0 - 1,600m (The brightness of light source may be reduced automatically over 35°C) 0 - 35°C at altitude of 1,600 - 3,048m (The brightness of light source may be reduced automatically over 30°C)
Power requirements	AC 100V - 120V (50/60Hz) , 5.6A / AC 220V - 240V (50/60Hz) , 2.9A
Power consumption	AC 100V - 120V : 560W / AC 220V - 240V : 550W
Standby mode power consumption	0.5W at saving mode
Standard outside dimension (W×H×D)	471 × 148 × 455mm (18.5" × 5.8" × 17.9") (Including protruding parts) 471 × 132 × 452mm (18.5" × 5.2" × 17.8") (Excluding protruding parts)
Weight	Approx. 14.5 kg (32.0 lbs)
Accessories	Remote control with batteries, Power cord, Computer cable, Lens cover, Adapter cover, Terminal cover, Application CD, User's manual (Book, CD), Security label, Cable tie, HDMI cable holder, HDMI cap, HDBaseT cap
Optional parts	HAS-9110 (Bracket for fixing mount) HAS-304H (Long adapter for fixing mount) HAS-104S (Slim adapter for fixing mount) USB wireless adapter : USB-WL-11N*2 HAS-204L (Standard adapter for fixing mount) Remote control (with the wired remote terminal) : RC-R104

*1 When PICTURE MODE is DYNAMIC and LIGHT OUTPUT is HIGH.
*2 The availability of the USB-WL-11N varies depending on the country and the region.

Environment

- ▶ **Compliance with EU Directive RoHS*1**
 - ▶ **Power saving mode engaged during standby**
 - ▶ **Light Output Low mode**
This mode provides power saving.
 - ▶ **No use of mercury lamp**
- *1 RoHS is the acronym of "Directive 2011/65/EU of the European Parliament and of the Council of 8 June 2011 on the restriction of the use of certain hazardous substances in electrical and electronic equipment".

Design and specifications are subject to change without notice.

- The projected images and comparison photos in this catalog are simulations.
- Do not use in places where there is a lot of water, dampness, steam, dust, soot or tobacco smoke. This may result in fire or malfunction.
- Optical components (light source, DLP® chip, etc.) and cooling fans have limited service lives. They must be repaired or replaced if they are used for a long period of time.
- During use and immediately after use, do not touch anywhere near the vents as these parts are extremely hot.
- DLP® and the DLP logo are registered trademarks of Texas Instruments.
- Crestron Connected and the Crestron Connected logo are registered trademarks of Crestron Electronics.
- DICOM is the registered trademark of the National Electrical Manufacturers Association for its standards publications relating to digital communications of medical information.
- Extron® and XTP® are registered trademarks of RGB Systems, Incorporated.
- HDMI, the HDMI Logo, and High-Definition Multimedia Interface are trademarks or registered trademarks of HDMI Licensing LLC in the United States and other countries.
- HDBaseT™ and the HDBaseT Alliance logo are trademarks of the HDBaseT Alliance.
- MHL, the MHL logo, and Mobile High-Definition Link are trademarks or registered trademarks of MHL, LLC in the United States and other countries.
- Color Spark HLD LED is a trademark or a registered trademark of Philips Lighting in the United States and other countries.
- All other trademarks are the properties of their respective owners.

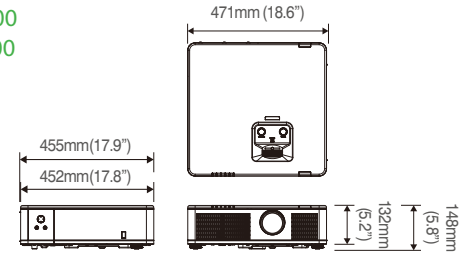
HITACHI

Hitachi America, Ltd., Digital Media Division 2420 Fenton Street, Suite 200 Chula Vista, CA 91914, U.S.A. and Canada Tel: +1-800-225-1741 www.hitachi-america.us/digitalmedia
 Hitachi Home Electronics Asia (S) Pte. Ltd. 438A Alexandra Road #01-01/02/03, Alexandra Technopark, 119967, Singapore Tel: +65-6536-2520 www.hitachiconsumer.com.sg
 Hitachi Sales (Malaysia) Sdn. Bhd. Lot 12, Jalan Kemajuan, Bangi Industrial Estate, 43650 Bandar Baru Bangi, Selangor Darul Ehsan, Malaysia Tel: +60-3-8911-2670 www.hitachiconsumer.com.my
 Hitachi Sales (Thailand), Ltd. 994, 996 Soi Thonglor, Sukhumvit 55 Road, Klongtonnua, Vadhana Bangkok 10110, Thailand Tel: +66-2335-5455 www.hitachi-th.com
 Hitachi (Hong Kong), Ltd. 18th Floor, Ever Gain Centre, 28 On Muk Street, Shatin, N.T., Hong Kong Tel: +852-2113-8883 www.hitachi-hk.com.hk
 Hitachi Sales Corp. of Taiwan 2nd Floor, No.65, Nanking East Road, Section 3, Taipei 104, Taiwan Tel: +886-2-2516-0500 www.hsct.com.tw
 Hitachi Australia Pty Ltd. Suite 801, Level 8, 123 Epping Road, North Ryde NSW 2113, Australia Tel: +61-2-9888-4100 www.hitachi.com.au
 Hitachi Europe Ltd., Digital Media Group Consumer Affairs Department Whitebrook Park, Lower Cookham Road, Maidenhead, Berkshire, SL6 8YA, UK Tel: +44-1628-585000 www.hitachidigitalmedia.com
 Hitachi Maxell, Ltd. 5030 Totsuka-cho, Totsuka-ku Yokohama, 244-0003, Japan http://www.hitachi.co.jp/proj/

December 2016

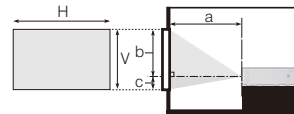
Dimensions

LP-WU3500
LP-WX3500

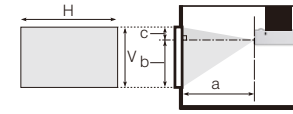


Projection Distance

On a horizontal surface



Suspended from the ceiling




Screen type	Screen size				Projection distance a				Screen height* b			
	H		V		min.		max.		in.		cm	
60	1.3	51	0.8	32	1.7	67	3.0	117	81	32	0	0
80	1.7	68	1.1	42	2.3	91	4.0	156	108	42	0	0
100	2.2	85	1.3	53	2.9	114	5.0	196	135	53	0	0
120	2.6	102	1.6	64	3.5	137	6.0	236	162	64	0	0
150	3.2	127	2.0	79	4.4	172	7.5	295	202	79	0	0
200	4.3	170	2.7	106	5.8	230	10.0	394	269	106	0	0
250	5.4	212	3.4	132	7.3	288	12.5	493	337	132	0	0
300	6.5	254	4.0	159	8.8	345	15.1	593	404	159	0	0

* Lens shift (V) position : +50%

Screen type	Screen size				Projection distance a				Screen height* b			
	H		V		min.		max.		in.		cm	
60	1.3	51	0.8	32	1.8	71	3.1	123	81	32	0	0
80	1.7	68	1.1	42	2.4	95	4.2	164	108	42	0	0
100	2.2	85	1.3	53	3.0	120	5.2	206	135	53	0	0
120	2.6	102	1.6	64	3.7	144	6.3	248	162	64	0	0
150	3.2	127	2.0	79	4.6	180	7.9	310	202	79	0	0
200	4.3	170	2.7	106	6.1	241	10.5	414	269	106	0	0
250	5.4	212	3.4	132	7.7	302	13.2	518	337	132	0	0
300	6.5	254	4.0	159	9.2	363	15.8	622	404	159	0	0

* Lens shift (V) position : +50%

Terminals



(1) MONITOR OUT (2) HDMI 2 (3) AUDIO OUT (4) AUDIO IN 1 (5) USB-B (6) COMPUTER IN
 (7) WIRELESS (8) LAN (9) AUDIO IN 2 (L, R) (10) VIDEO (11) REMOTE CONTROL IN
 (12) REMOTE CONTROL OUT (13) CONTROL (14) HDMI OUT (15) HDMI 1 / MHL (16) HDBaseT

LED Projector



HITACHI
Inspire the Next



New LED Projector capable of 20,000 hours*1 of continuous projection.



LP-WU3500
LP-WX3500




NM-E415 122016


*1 Not guaranteed value. Depends on the environment to use. *Projected images are simulations

Driving Mechanical Parts Free Solid State Illumination System with R/B/Newly developed G(HLD) LED.

Our innovative new LED Projector series is the result of all our technical knowledge and experience, delivering bright sharp images, long running times and low maintenance. With long life LED and no mercury lamp, this projector is both eco-friendly and more sustainable. Utilising our innovative HLD technology, we are able to achieve new levels of brightness, producing the world's first 3,500 lumen LED projectors*1. Our new models feature a "Dust-Resistant structure" to the optical engine which prevents dust being able to interfere with interior parts, providing you with approx. 20,000 hours maintenance free operation*2. *1 As of December 2016. Researched by Hitachi Maxell. *2 Not guaranteed value. Depends on the environment to use.



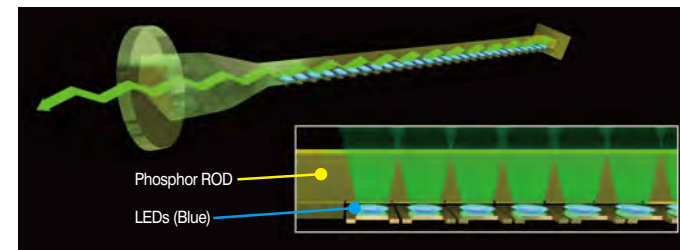
High Reliability and Stability



High Lumen Density (HLD)

HLD is a rod that allows more light to travel to smaller spaces than previously possible, this particular HLD partners Blue LEDs with Inorganic Phosphor in order to output enough green light to achieve the world's first 3,500 lumen LED projectors*3 and approx. 20,000 hours*4 maintenance free operation.

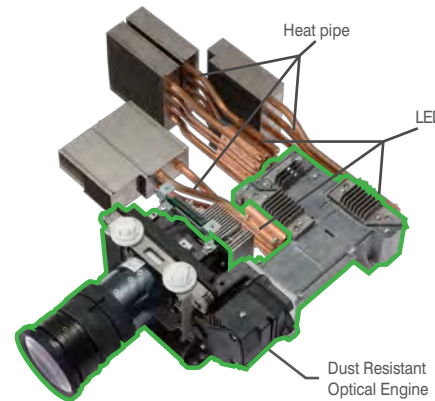
*3 As of December 2016. Researched by Hitachi Maxell. *4 Not guaranteed value. Depends on the environment to use.



Dust Resistant Optical Engine and Heat pipe cooling System

Applying a Dust Resistant structure to the optical engine, reduces the effect of dust and other particles found in the air, and enables the projector to be used in an array of environments without overheating and creating unnecessary noise.

The heat pipe cooling system reduces the temperature of the LED Light source with only 21 dB of audible noise in Low Mode*6. This enables the projector to be used in areas where low noise levels are required such as Art Galleries and Museums. *6 At ambient temperature 23°C.

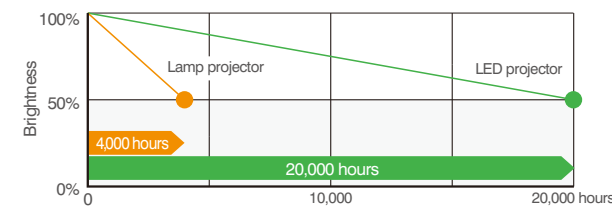


Long Life

With an approximate light source life of 20,000 hours*5, the LED projector series is suitable for venues such as museums, restaurants and digital signage.

*5 Not a guaranteed value. When LIGHT OUTPUT is set to HIGH.

Brightness Deterioration Comparison between Hitachi projectors.



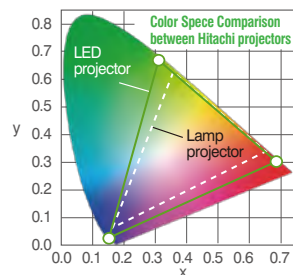
This graph is for illustrative purposes only. Compared with a 4,000-hour lamp projector.

High Image Quality

Vivid Color

Covering the wide range of Color Space produces more vibrant colors with more accurate color reproduction.

* When LIGHT OUTPUT is set to MID.



ACCENTUALIZER and HDCR

ACCENTUALIZER makes pictures look more real by enhancing shade, sharpness, and gloss, to make pictures clearer. The HDCR function corrects blurred images caused by room lighting or outside light sources and creates an effect similar to increasing contrast resulting in clear images even in bright rooms.

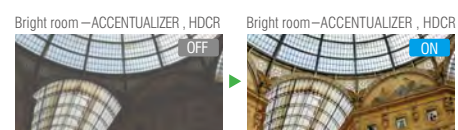



IMAGE OPTIMIZER

Equipped with IMAGE OPTIMIZER, Hitachi's original function that maintains visibility of an image through automatic image correction in accordance with LED light source condition.

• This function may not work properly when HDCR/ACCENTUALIZER is ON.



Natural image

The use of high frequency LED light allows LP-WU3500 series to produce a consistently more natural image.

High Performance Lens

Our high performance lens with a powerful 1.7x zoom features Extra Low Dispersion with over 2.0 refractive index, which reduces distortion and resolution drop caused by Chroma aberration.

COLOR MANAGEMENT

This feature allows you to change HUE, SATURATION, LUMINANCE of each of 6 colors (red, green, blue, cyan, magenta, and yellow) without influencing each other.

With this technology, for example, you can change only bluish colors, such as the sky, while maintaining the other colors by adjusting the HUE of the blue.



LINE UP

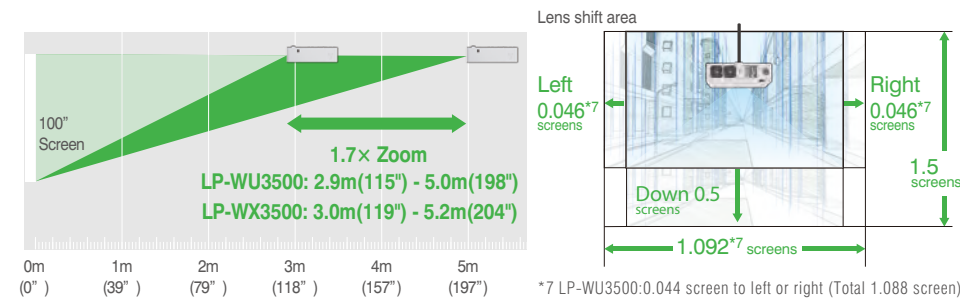
* Local availability may be limited.



Advanced Installation

1.7x Zoom lens, Lens shift

Featuring a powerful 1.7x zoom lens, the projector allows for a range of installation options. Users can manually shift the lens both horizontally and vertically in order to position an image on the screen without experiencing keystone distortion.



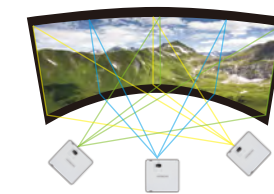
Geometry Correction (Warping)

Geometry correction is possible from your computer by using a specialized application. Projection is possible on spherical surfaces and surfaces with corners.



Edge Blending & Warping

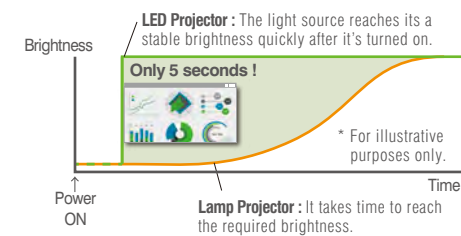
The multiple projectors allow to project one image on a huge curved screen by using the geometry correction and the edge blending functions simultaneously.



Quick Start / Quick off

Projection starts within 5 seconds*8 of turning on. No need for cool-down after using the projector off.

*8 When STANDBY MODE is set to QUICK START. According to the projector's condition, start time may be longer.



Monitoring Projector Status

Information on the status of the projector can be displayed on your tablet or smartphone with the dedicated online application.

*USB-WL-11 of option is necessary.



360° Projection


This projector provides great installation flexibility as it can be installed at any angle.



Picture Position

You can adjust the image position in conformity to the black area of the screen electrically.

* If the image of the input signal is letterboxed, it cannot be used with this function.



*5 Not a guaranteed value. When LIGHT OUTPUT is set to HIGH.

This graph is for illustrative purposes only. Compared with a 4,000-hour lamp projector.


* When LIGHT OUTPUT is set to MID.

• This function may not work properly when HDCR/ACCENTUALIZER is ON.

Digital Connectivity

HDBaseT™, 2HDMI IN, HDMI OUT

Equipped the HDBaseT, 2 HDMI IN and HDMI OUT terminals. HDBaseT input capable transmitting signals with no image degradation using standard LAN cables (Cat5e/6) of up to approx. 100m. The HDMI OUT*9 outputs the signal from HDMI 1 / MHL or HDBaseT input terminal, and allows to connected the projectors in series in order to project the same images simultaneously.



*9 Up to 7 projectors can be connected in series HDMI OUT terminal of this projector. The number of projectors that can be connected varies depending on a source device, cable, etc.

MHL® connectivity

The projectors' HDMI1 input terminal supports the MHL (Mobile High-Definition Link). This feature allows you to mirror the screen of your MHL-enabled smartphone / tablet on a projected screen.



Other Features

- Instant Stack ·Wireless capability (option) ·Wired Remote & Remote ID (option) ·Perfect fit
- Smart device control & monitoring ·DICOM® simulation mode ·PbYP/PinP

*Projected images are simulations.