


LCD Projectors

Specifications				
Model name		CP-EX5001WN	CP-EW5001WN	CP-EU4501WN
Display system		3LCD		
Display device	Size of effectivedisplay area	0,63" aspect ratio 4 : 3	0,59" aspect ratio 16 : 10	0,64" aspect ratio 16 : 10
	Number of pixels	786,432 pixels H : 1024 × V : 768 (XGA)	1,024,000 pixels H : 1280 × V : 800 (WXGA)	2,304,000 pixels H : 1920 × V : 1200 (WUXGA)
Lens (option)	Zoom	Manual × 1.6		
	Focus	Manual		
Light source		280 W Lamp		
Screen size		30 - 300 inch		
Light output (Brightness)		5,200 lm	5,000 lm	4,500 lm
Contrast ratio (full white / full black)		16,000 : 1		
Speaker		16W		
Displayable	Horizontal	15k ~ 106 kHz		
scanning frequency	Vertical	24 ~ 120 Hz		
Display resolution	Computer	VGA / SVGA / XGA / WXGA / SXGA / SXGA+*1 / HD / UXGA / WUXGA*2		
	Video	NTSC, PAL (B,G,D,H,I) , SECAM, PAL (M,N) , NTSC4.43, PAL60		
Terminals	COMPUTER IN 1	Mini D-sub 15-pin connector × 1		
	COMPUTER IN 2 / MONITOR OUT	Mini D-sub 15-pin connector × 1		
	VIDEO IN	RCA connector × 1		
	HDMI IN	HDMI (HDCP compliant) × 2, (HDMI 1 shared with MHL (Ver1.4))		
	AUDIO IN	3.5mm stereo mini connector × 2, RCA connector L / R × 1		
	AUDIO OUT	3.5mm stereo mini connector × 1		
	CONTROL IN (RS-232C)	D-sub 9-pin connector × 1		
	LAN	RJ-45 connector × 1		
	USB-A	USB type A × 2 (PC less Presentation or USB Wireless Adapter)		
	USB-B	USB type B × 1 (USB display,or USB mouse control)		USB type B × 1 (USB mouse control)
Operating temperature		5 - 35°C		
Operating humidity		10 - 90%RH		
Power requirements	AC 100V-120V (50/60Hz)	4.1A	4.3A	
	AC 220V-240V (50/60Hz)	2.0A	2.1A	
Power consumption	AC 100V-120V (50/60Hz)	400W	410W	
	AC 220V-240V (50/60Hz)	390W	400W	
Standby mode power consumption		Less than 0.35W at saving mode*3		
Dimension (W × H × D)		413 × 123 × 315mm, 407 × 108 × 312mm (Excluding protrusions)		
Weight		Approx. 5.2kg (11.5 lbs)		Approx. 5.3kg (11.7lbs)
Accessories		Power Cable, Computer Cable, Remote controller with two AA batteries, Adapter Cover (for USB Wireless Adapter), Security Label, User's manual (Book, CD) , Lens cover, Application CD, HDMI cable holder, Cable tie		
Optional parts	USB Wireless Adapter	USB-WL-11N*4		USB-WL-5G*4
		Lamp : DT02061, Filter set : UX41161 HAS-9110 (Bracket for fixing mount), HAS-104S (Slim adapter for fixing mount), HAS-204L (Standard adapter for fixing mount), HAS-304H (Long adapter for fixing mount)		

\*1 Only for CP-EX5001WN. \*2 Only for CP-EW5001WN, CP-EU4501WN. \*3 SAVING mode disables the functions of MONITOR OUT, AUDIO OUT, speaker sound, network communication, RS-232C control except POWER ON command, etc. in standby. \*4 The availability of the USB wireless adapter varies depending on the country and the region.

Dimensions



Terminals

- (1) HDMI IN 1  
(2) HDMI IN 2 / MHL  
(3) COMPUTER IN 1  
(4) COMPUTER IN 2 / MONITOR OUT  
(5) VIDEO IN (6) AUDIO IN

(7) AUDIO OUT  
(8) USB-A  
(9) USB-B  
(10) LAN  
(11) CONTROL

Environment

- **Compliance with EU Directive RoHS\*1**

► **Reduction of resin usage in production**  
Use of hot runners in molds for making upper housing in order to reduce mill ends.

► **Power saving mode engaged during standby**

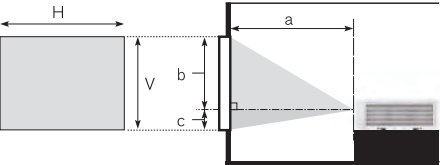
► **Eco mode** Eco mode provides power saving.

\*1

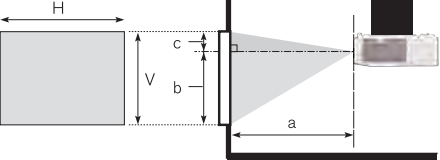
RoHS is the acronym of "Directive 2011/65/EU of the European Parliament and of the Council of 8 June 2011 on the restriction of the use of certain hazardous substances in electrical and electronic equipment".

Projection Distance

On a horizontal surface



Suspended from the ceiling



H x V : Screen size  
a : Projection distance (from the projector's front panel to screen. Tolerance ±10%)  
b : Screen height from lens center to top (when installed on a horizontal surface)  
c : Screen height from lens center to bottom (when installed on a horizontal surface)

CP-EX5001WN 4 : 3 screen

Screen type	Screen size		Projection distance		Screen height	
	H	V	min.	max.	b	c
(inch)	m	inch	m	inch	m	inch
60	1.2	48	0.9	36	1.6	65
80	1.6	64	1.2	48	2.2	87
100	2.0	80	1.5	60	2.8	110
120	2.4	96	1.8	72	3.4	133
150	3.0	120	2.3	90	4.2	167
200	4.1	160	3.0	120	5.7	224

CP-EW5001WN 16 : 10 screen

Screen type	Screen size		Projection distance		Screen height	
	H	V	min.	max.	b	c
(inch)	m	inch	m	inch	m	inch
60	1.3	51	0.8	32	1.7	69
80	1.7	68	1.1	42	2.4	93
100	2.2	85	1.3	53	3.0	117
120	2.6	102	1.6	64	3.6	141
150	3.2	127	2.0	79	4.5	177
200	4.3	170	2.7	106	6.0	238

CP-EU4501WN 16 : 10 screen

Screen type	Screen size		Projection distance		Screen height	
	H	V	min.	max.	b	c
(inch)	m	inch	m	inch	m	inch
60	1.3	51	0.8	32	1.6	63
80	1.7	68	1.1	42	2.2	86
100	2.2	85	1.3	53	2.7	108
120	2.6	102	1.6	64	3.3	130
150	3.2	127	2.0	79	4.2	164
200	4.3	170	2.7	106	5.6	220



Multifunctional model suitable for use  
in large classrooms including university  
classrooms and conference rooms

—Design and specifications are subject to change without notice.

• The projected images and comparison photos in this catalog are simulations. • LCD panels, polarizers and other optical components and cooling fans may need replacement after prolonged usage. For more details, please consult a Hitachi sales representative. • Do not use in places where there is a lot of water, dampness, steam, dust, soot or tobacco smoke. This may result in fire or malfunction. • Optical components (lamp, LCD panel, polarizing plate, PBS [polarizer beam splitter]) have limited service lives. They must be repaired or replaced if they are used for a long period of time. • These projectors use a mercury lamp with high internal pressure. Because of its properties, this lamp may burst with a loud noise or burn out if struck or after it has been used for a period of time. The time until it bursts or burns out varies greatly according to differences between lamps and usage conditions. Turning the lamp's power on and off frequently shortens its service life. • Optical components other than the lamp: If the projector is used for six hours or more per day, they may need to be replaced in less than a year. • LCD panel: If the projector is used continuously for six hours or more, its replacement cycle may be shortened. • Do not turn projector on again for ten minutes after shutdown. Neglect can shorten the lifetime of the lamp. During use and immediately after use, do not touch anywhere near the lamp and the vents as these parts are extremely hot. This projector uses the 5GHz and 2.4 GHz radio frequency band, but depending on the country or region you are in, the channels that you can use might be limited. Please consult your dealer for information on the usable channels. • Windows® is a trademark, or a registered trademark of Microsoft Corporation in the United States and/or other countries. • MHL, the MHL logo, and Mobile High-Definition Link are trademarks or registered trademarks of MHL, LLC in the United States and other countries. • HDMI, the HDMI Logo, and High-Definition Multimedia Interface are trademarks or registered trademarks of HDMI Licensing Administrator, Inc. in the United States and other countries. • All other trademarks are the properties of their respective owners.



HITACHI

Hitachi America, Ltd., Digital Media Division  
Hitachi Home Electronics Asia (S) Pte. Ltd.  
Hitachi Sales (Malaysia) Sdn. Bhd.  
Hitachi Sales (Thailand), Ltd.  
Hitachi (Hong Kong), Ltd.  
Hitachi Sales Corp. of Taiwan  
Hitachi Australia Pty Ltd.  
Hitachi Europe Ltd., Digital Media Group Consumer Affairs Department  
Hitachi Consumer Marketing, Inc.

2420 Fenton Street, Suite 200 Chula Vista, CA 91914, U.S.A. and Canada Tel: +1-800-448-2244 www.hitachi-america.us/digitalmedia  
438A Alexandra Road #01-01/02/03, Alexandra Technopark, 119967, Singapore Tel: +65-6536-2520 www.hitachiconsumer.com.sg  
Lot 12, Jalan Kemajuan, Bangi Industrial Estate, 43650 Bandar Baru Bangi, Selangor Darul Ehsan, Malaysia Tel: +60-3-8911-2670 www.hitachiconsumer.com.my  
333, 333/1-8 Moo 13, Bangna-Trad Road km 7, Bangkaew, Bangplee, Samutprakarn 10540, Thailand Tel : +66-2-335-5455 www.hitachi-th.com  
18th Floor, Ever Gain Centre, 28 On Muk Street, Shatin, N.T., Hong Kong Tel: +852-2113-8883 www.hitachi-hk.com.hk  
2nd Floor, No.65, Nanking East Road, Section 3, Taipei 104, Taiwan Tel: +886-2-2516-0500 www.hsct.com.tw  
Suite 801, Level 8, 123 Epping Road, North Ryde NSW 2113, Australia Tel: +61-2-9888-4100 www.hitachi.com.au  
http://www.hitachi.co.jp/proj/



CP-EX5001WN  
CP-EW5001WN  
CP-EU4501WN






## High Image Quality

### ACCENTUALIZER and HDCR


ACCENTUALIZER makes pictures look more real by enhancing shade, sharpness, and gloss, to make pictures clearer. The HDCR function corrects blurred images caused by room lighting or outside light sources and creates an effect similar to increasing contrast resulting in clear images even in bright rooms.



### Image Optimizer

Equipped with IMAGE OPTIMIZER that maintains visibility of an image through automatic image correction in accordance with lamp consumption.

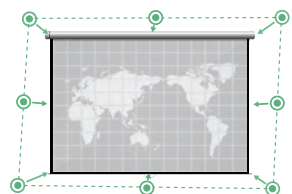
\* This function may not work properly when HDCR/ACCENTUALIZER is ON.



## Convenient Functions

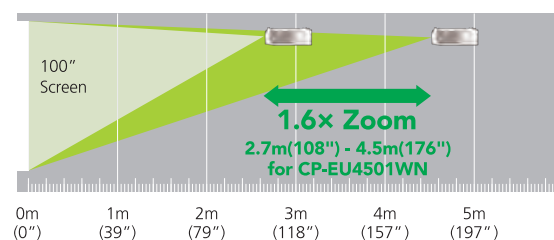
### Perfect Fit

Equipped with Perfect Fit with which the position of four corners and four sides of a projected image can be adjusted. With the remote controller at hand, you can quickly correct the distorted image such as pincushion or barrel.



### 1.6x Zoom Lens

Featuring a powerful 1.6x manual zoom lens, the projectors allow for a greater range of installation possibilities.



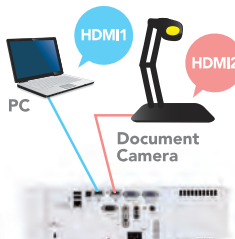
### MHL® connectivity

The projectors' HDMI2 input terminal supports the MHL (Mobile High-Definition Link). This feature allows you to mirror the screen of your MHL-enabled smartphone / tablet on a projected screen.



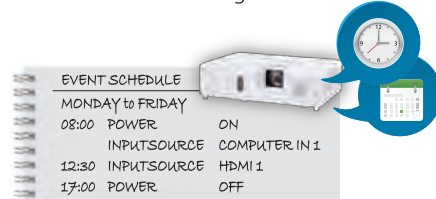
### 2 HDMI inputs

Equipped with 2 HDMI input terminals for the current widely-used interface.



### Easy Schedule Setting

You can schedule routine and special projector events, including power on, power off, input selection and other settings.



### CP-EX5001WN

XGA 5,200lm

### CP-EW5001WN

WXGA 5,000lm

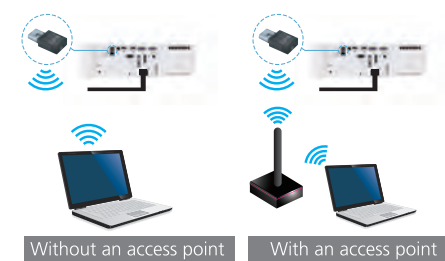
### CP-EU4501WN

WUXGA 4,500lm

## Network Function / Capability

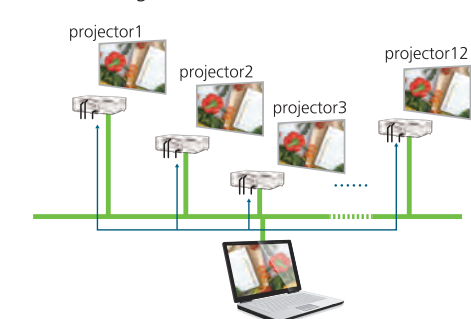
### Wireless Capability (Option)

The Projector is capable of a wireless network with the optional USB wireless adapter that supports IEEE802.11b/g/n. You can control the projector with a computer via the network, and also project the screen of the computer on which the LiveViewer software is installed.



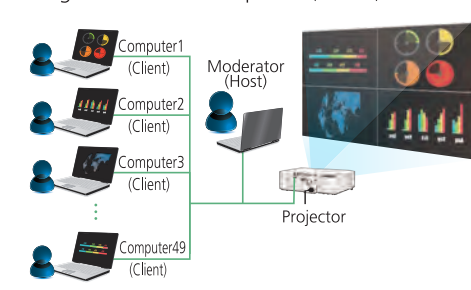
### Multi Projector\*1

You can project the same image from up to 12\*2 projectors simultaneously. This is useful for meetings and lectures in large venues where a single screen would not be sufficient.



### Moderator Control Mode\*1

Setting one computer from the multiple computers (up to 50\*3) that are connected to the projector as the moderator (host) makes it possible for the moderator to project the image from all the computers (clients).



### Projector Quick Connection

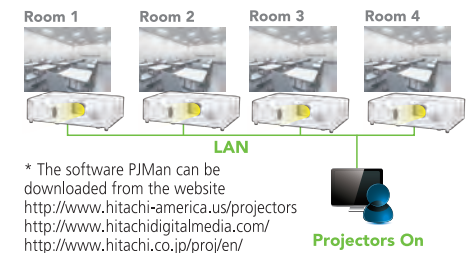
You can project images, documents, photos from a tablet or a smartphone on which Projector Quick Connection, the dedicated online application software developed by Hitachi, has been installed. The software allows you to control the projector with the devices.

\*See the Hitachi website for details  
[http://www.hitachi.co.jp/proj/en/apps/pj\\_connection.html](http://www.hitachi.co.jp/proj/en/apps/pj_connection.html)



### Projector Monitoring and Control from a Remote Location

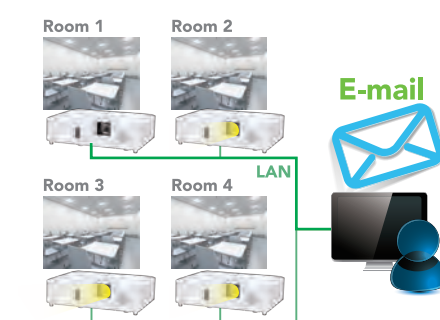
Hitachi's Projector Management Software (PJMan) gives you the ability to control, diagnose and manage (monitor the status including power, lamp hours, and temperature and air filter conditions) a single or group of Hitachi projectors.



\* The software PJMan can be downloaded from the website  
<http://www.hitachi-america.us/projectors>  
<http://www.hitachidigitalmedia.com/>  
<http://www.hitachi.co.jp/proj/en/>

### Email Alerts

E-mail notification is sent for routine maintenance and error conditions.



\*1 To secure better performance, a wired network is preferable. Required to install the LiveViewer software from the bundled CD-ROM on all the computers. The functions are supported by LiveViewer (Windows® application) only.  
\*2 Image transfer speed may vary depending on number of projectors connected. \*3 Image and audio transfer speed may vary depending on number of computers connected.

## High Reliability

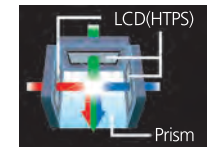
### Hybrid Filter



The Hybrid Filter requires less frequent maintenance and cleaning, making 20,000hr of operation possible\* operation possible.

\*This is an estimate of the acceleration test performed under the condition of 50mg/m³ suspension dust concentration using JIS (Japanese Industrial Standards) standard powder. Cleaning intervals vary depending on the use environment.

### 3LCD chips with Inorganic Alignment Layers



HTPS (High Temperature Poly-Silicon)

These Hitachi LCD projectors incorporate three LCD panels with inorganic alignment layers that are extremely light resistant, increasing brightness and contrast ratio. They provide smooth images and high reliability.