

Ultra-Short Throw LCD Projector
CP-A52

HITACHI
Inspire the Next



Amazing ultra-short throw
technology enables enjoyable
lessons and presentations.





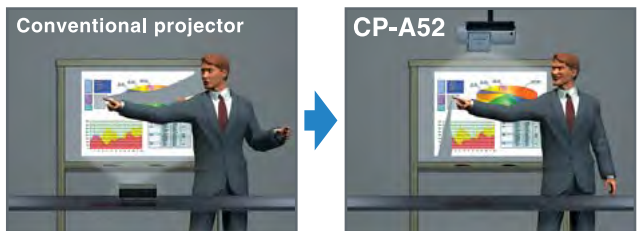
Ultra-Short Throw LCD Projector CP-A52

• Ratios of dimensions in illustration are not actual. • We do not recommend using a roll type screen with the CP-A52.

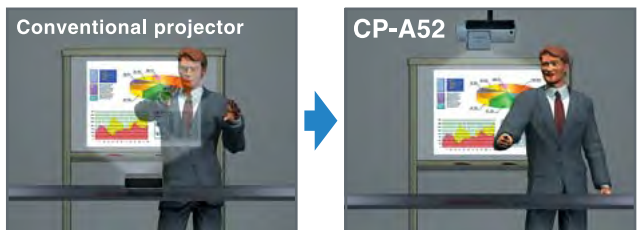
Even greater ease of use and maintenance have been added to the ultra-short throw function.

■ Ultra-Short Throw

The CP-A52 uses technology which includes a free-shaped surface lens and free-shaped surface mirror, achieving projection on a large 80-inch screen from only 63cm/25 inches (including the projector). This means that large image projection in limited spaces is possible. And the shadow of the presenter or teacher is not cast on the screen, so the audience can concentrate on the images. Furthermore, presentations and lessons can be conducted without anyone being distracted by the projector's light source or hot exhaust air.



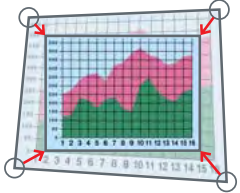
• Thanks to the ultra-short throw, shadows from the presenter's arm are greatly reduced.



• Audience reactions can be seen without any interference from the light source.


■ Perfect Fit

Using digital processing, Perfect Fit lets you adjust each corner of the image both horizontally and vertically. By adjusting in both directions, you can correct geometric and complicated distortions, easily and precisely fitting the projected image onto the screen.



■ Hybrid Filter

Thanks to the Hybrid Filter, maintenance and cleaning are much less frequent, making longer operation possible. With the lamp door on the top and the filter cover on the back, maintenance and replacement of these parts can be done easily even in installed projectors.



- Filter maintenance frequency has been improved from every 400 hours to every 2,000 hours.
- Easy replacement when the projector is mounted on the ceiling.

* Actual filter maintenance necessity varies according to environment. You can set the filter message for 500 hour intervals, i. e., zero, 500hr, 1,000hr, 1,500hr, 2,000hr.

■ Template Function

When projecting onto a whiteboard, blackboard and so on, this function projects lines, making writing on the board easier. You can choose four types of lines.



■ Audio Pass Through

Audio can be output in stand-by mode, allowing you to listen to external speakers via the projector's audio output. This saves lamp life when you only need sound.

■ Power Saving Mode

The Power Saving mode reduces stand-by power consumption to less than 5W. The following features are disabled: RS-232C control except power-on command, and audio capability including audio pass through.

■ 28dBA Quiet Operation (Whisper Mode)

In Whisper Mode, the projector achieves a quietness of 28dBA — as quiet as a guest room in a fine hotel. Viewers can concentrate on the images without being bothered by fan noise.

■ Blackboard or Whiteboard Modes

In rooms with no screen, it is possible to project onto a blackboard or whiteboard. The Blackboard mode can be used with both black and green blackboards. The Whiteboard mode reduces the white signal brightness to half, ensuring optimum visibility.



■ Daytime Mode

Projected images may sometimes be difficult to see under bright lighting. The Daytime Mode uses image quality correction technology to counter the effects of light, ensuring clear, vivid images.



■ PIN Lock and MyScreen Lock

PIN Lock ensures that only those who know the PIN can use the projector. MyScreen Lock locks in a certain image as the startup screen. Using a school name or company logo, for example, makes it clear who owns the projector to prevent use by unauthorized persons.

■ Security Bar

This projector has a Security Bar that provides a deeper space for heavy chains. It also has a Kensington security slot for using a lock to attach a cable. These security functions prevent theft when the projector is mounted on a ceiling or used on a cart-top.

■ Other Features

- 4-Second Quick Start • Direct Power On/Off
- Horizontal Keystone Correction • Versatile, Easy Connectivity
- My Button • Input Source Naming • My Text
- Resolution Preset and Custom Modes
- IR Remote Frequency Change • Security Label on Side
- My Source/Document Camera Button on Remote Controller
- Closed Caption (US Only)

Case Studies

With its short throw, the projector can be used easily in a wide variety of situations.

■ Hove Park School <School>

Here the projector is used with an interactive whiteboard. Thanks to its ultra-short throw, the teacher's shadow is not cast on the board, and even when pupils give a presentation while standing in front of the screen, the light from the projector does not strike their eyes.



• The shape of the ED-A100 in the case study photo is identical to the CP-A52.

■ Yamano Gakuen <School>

The ultra-short throw projector can project large images even on a nearby wall. It does not obstruct the movement of students on the stage of a large hall and images can be seen from far away. It is very useful in the limited space of a classroom.



• Using the projector in a large hall.

• Using the projector for classroom lectures.

• The shape of the CP-A100 in the case study photo is identical to the CP-A52.

■ The Railway Museum <Museum>

The projector can project large images even in narrow spaces, and this capability, combined with its low noise design and easy maintainability, achieves an image space filled with a sense of presence, even in the limited space of a railway train simulator.




• The simulator is very popular with visitors.

• View of actual projection.

• The shape of the CP-A100 in the case study photo is identical to the CP-A52.

■ TC Forum Co., Ltd. <Conference Rooms>

Not only is it used in conference rooms with limited space, at the AP Hamamatsucho branch, the projector is also used for reception purposes. If it is set to 60 inches, it can be installed at exactly the right eye height, drawing people's eyes to brilliant large images.



• Example of use in the AP Hamamatsucho branch.

• The projector achieves a projection distance of only 48cm/19 inches (including the projector) on a large 60-inch screen.

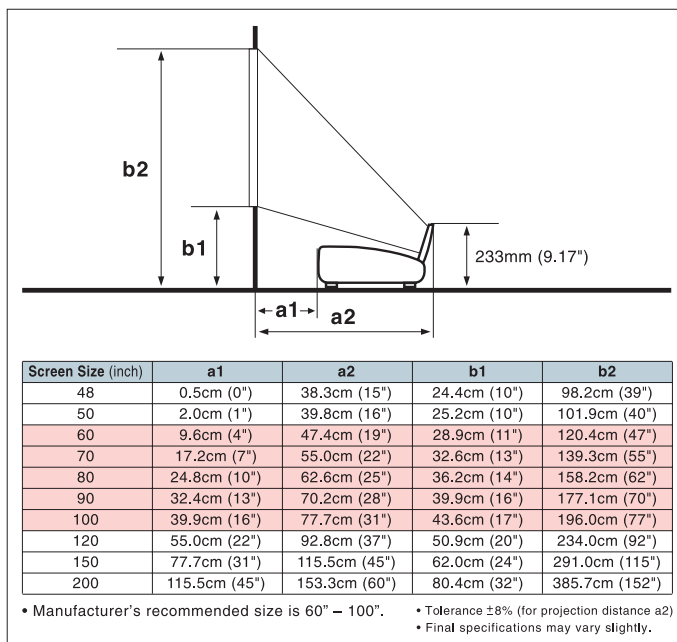
• The shape of the CP-A100 in the case study photo is identical to the CP-A52.

SPECIFICATIONS

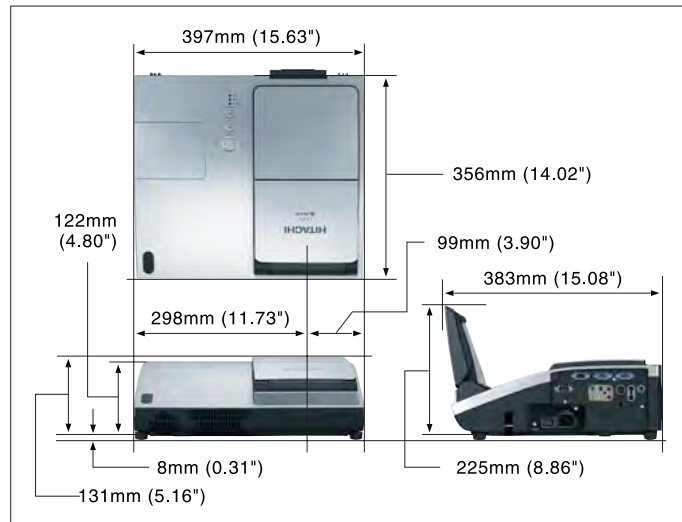
Model name	CP-A52
Liquid crystal panel	0.63" polysilicon active-matrix TFT x 3
Number of pixels	786,432 pixels (H1,024 x V768)
Resolution	1,024 x 768 color pixels (XGA)
Projection method	Mirror type
Lens	Fixed lens, power focus
Lamp	220W UHB
Brightness	2,000 Lumens
Contrast ratio	400:1
Audio	7W mono
Keystone correction	Manual Vertical/Horizontal Keystone
Power supply	AC110-120V/AC220-240V
Operating temperature	5-35°C (41-95°F)
Input signals	Computer input
	VGA, SVGA, XGA, SXGA, UXGA, MAC16"
Video input	NTSC, NTSC4.43, PAL, SECAM, M-PAL, N-PAL
	HDTV: 750p (720p), 1125i (1080i)
S-Video	525i (480i), 525p (480p), 625i (576i)
Input/output terminals	Video input
	S-Video: Jack x 1, Composite video: RCA jack x 1, Component video: RCA jack x 3
	Audio input
	Stereo Mini jack x 2, RCA jack x 1 (L/R)
	Computer input
	Analog RGB: 15-pin Mini-Dsub x 2
Audio output	Stereo Mini jack x 1
	Analog RGB: 15-pin Mini-Dsub x 1
	Monitor output
	9-pin Dsub x 1 for RS232C
Control port	
	9-pin Dsub x 1 for RS232C
Agency certifications	UL60950-1/C-UL, FCC Part15 class B, AS/NZS CISPR22 class B, CE
Dimensions (WxHxD)	397 x 131 x 356mm (15.63" x 5.16" x 14.02") [excl. protruding part, when mirror is closed.] 486 x 131 x 356mm (19.13" x 5.16" x 14.02") [excl. protruding part, when cable cover is attached.]
Weight	5.8kg (12.8 lbs.)
Standard accessories	Computer cable, Remote control, Batteries, Power cord, User's manual, Security label, Cable cover
Optional accessories	Soft case (CA100)

• Specifications are measured in the normal mode.

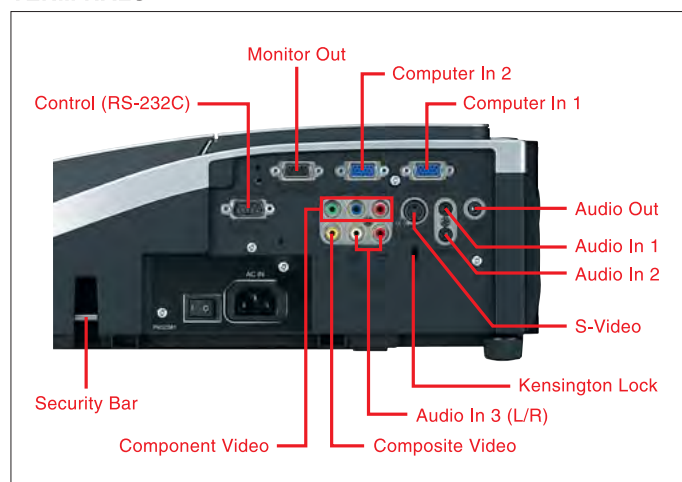
PROJECTION DISTANCE



DIMENSIONS



TERMINALS



OPTIONAL ACCESSORY

Soft Case (CA100)

- Tabletop Use Kit (TT100) is not usable with CP-A52.



Design and specifications are subject to change without notice.

- The projected images and comparison photos in this catalog are simulations.
- LCD panels, polarizers and other optical components and cooling fans may need replacement after prolonged usage. For more details, please consult a Hitachi sales representative.
- Do not use in places where there is a lot of water, dampness, steam, dust, soot or tobacco smoke. This may result in fire or malfunction.
- Optical components (lamp, LCD panel, polarizing plate, PBS [polarizer beam splitter], contrast-up film) have limited service lives. They must be repaired or replaced if they are used for a long period of time.
- These projectors use a mercury lamp with high internal pressure. Because of its properties, this lamp may burst with a loud noise or burn out if struck or after it has been used for a period of time. The time until it bursts or burns out varies greatly according to differences between lamps and usage conditions. Turning the lamp's power on and off frequently shortens its service life.
- Optical components other than the lamp: If the projector is used for six hours or more per day, they may need to be replaced in less than a year.
- LCD panel: If the projector is used continuously for six hours or more, its replacement cycle may be shortened.
- Do not turn projector on again for ten minutes after shutdown. Neglect can shorten the lifetime of the lamp. During use and immediately after use, do not touch anywhere near the lamp and the vents as these parts are extremely hot.



Hitachi, Ltd. Consumer Business Group has received ISO 14001 certification.

HITACHI

Hitachi Home Electronics (America), Inc., Business Group 900 Hitachi Way, Chula Vista, CA91914-3556, U.S.A. and Canada

Tel: +1-800-HITACHI Fax: +1-619-591-5418 www.hitachi.us/digitalmedia

Hitachi Home Electronics Asia (S) Pte. Ltd. 438A Alexandra Road #01-01/02/03, Alexandra Technopark, Singapore 119967

Tel: +65-6536-2520 Fax: +65-6536-2521 www.hitachiconsumer.com.sg

Hitachi Sales (Malaysia) Sdn. Berhad (11543-V) Lot 12, Jalan Kemajuan, Bangi Industrial Estate, 43650 Bandar Baru Bangi, Selangor Darul Ehsan, Malaysia.

Tel: +60-3-8926-4168 Fax: +60-3-8926-3013 www.hitachiconsumer.com.my

Hitachi Sales (Thailand), Ltd. 994 Soi Thonglor, Sukhumvit 55 Road, Klongtonnua, Vadhana Bangkok 10110, Thailand

Tel: +66-2381-8381-98 Fax: +66-2391-0210/2391-0021 www.hitachi-th.com

Hitachi (Hong Kong), Ltd. 18th Floor, Ever Gain Centre, 28 On Muk Street, Shatin, N.T., Hong Kong Tel: +852-2113-8883 Fax: +852-2783-4178 www.hitachi-hk.com.hk

Hitachi Sales Corp. of Taiwan 2nd Floor, No.65, Nanking East Road, Section 3, Taipei 104, Taiwan Tel: +886-2-2516-0500 Fax: +886-2-2516-1501 www.hsct.com.tw

Hitachi Australia Pty Ltd. Level 3, 82 Waterloo Road, North Ryde, NSW 2113, Australia Tel: +61-2-9888-4100 Fax: +61-2-9888-4188 www.hitachi.com.au

Hitachi Europe Ltd. Whitebrook Park, Lower Cookham Road, Maidenhead, Berkshire, SL6 8YA, UK Tel: +44-1628-585000 Fax: +44-1628-643404 www.hitachidigitalmedia.com