

**HITACHI**  
Inspire the Next

High Definition Plasma and LCD range



# Truly advanced viewing

In 1956 we manufactured the F-100, Hitachi's first television.

Since then and throughout the past half century Hitachi has been bringing consumers across the world immeasurable enjoyment by providing the ultimate image technology and the best TV pictures.

Hitachi is not only a manufacturer of televisions but also an innovator in television technology. This spirit of innovation has driven us to create unique and original solutions including the ALIS Plasma panel, IPS Alpha LCD panel and image processors. Hitachi continues to invest heavily in proprietary manufacturing of these cutting edge High Definition devices with new factories opening in 2006 and beyond to supply the growing world market for flat panel televisions.

Although we are a leading global company, Hitachi is swift to respond to the needs of local markets. Australia is at the forefront of High Definition digital television and in 2007 Hitachi offers a range of HD Plasma and LCD televisions with integrated High Definition tuners designed to Australian specifications.

The future vision of Hitachi is to continue pushing the boundaries of High Definition image technology forward - "Inspire the Next".



**From the Past into Future**

**50 Years of HITACHI TVs**

50 years of research and development;  
no wonder our visual technology is so advanced.





## What's the difference?

Plasma and LCD may look similar but their flat screen and thin profile is where the similarities end. The main difference between the two types of screens is the technology that powers their images. To produce an image Plasma uses tiny gas cells that are powered by precise electrical charges to produce the picture. LCD screens use a backlight which passes through tiny liquid crystal dots which are turned either opaque or clear to create the image.

## Picture quality

Plasma and LCD both produce excellent picture quality and all Hitachi models are High Definition capable. When choosing between Plasma and LCD a good starting point is to consider what type of viewing you will want to do most. As Plasma emits light only when the gas cell is activated it can produce deep contrast with bright whites and pitch blacks. This contrast level is ideal for watching movies in a home cinema environment where the room lighting is low. Plasma cells are also very fast to switch on and off. This speed makes Plasma an excellent choice for viewing fast moving content such as sports because the image motion is very smooth and natural.

# High Definition Plasma or LCD?

LCD panels are available in smaller sizes than Plasma so it's easy to find a screen size that suits your room or application. LCD generally looks at its best in brighter rooms and when viewing bright content such as nature programs, news and documentaries. LCD is also an excellent choice for playing computer games, connecting to a PC or viewing still photos.

## Power consumption

Plasma displays only emit light where necessary, resulting in Plasmas being more economical for television viewing. In contrast, while many of the LCDs quote lower peak power ratings than similar sized Plasma displays, they constantly keep a bright backlight on regardless of the image being displayed.

In reality the difference in the power consumption between these two types of displays is nominal.

## Try it for yourself

We suggest viewing the range of Hitachi LCD and Plasma televisions for yourself to see which picture quality you prefer.





## True High Definition 1080 line resolution

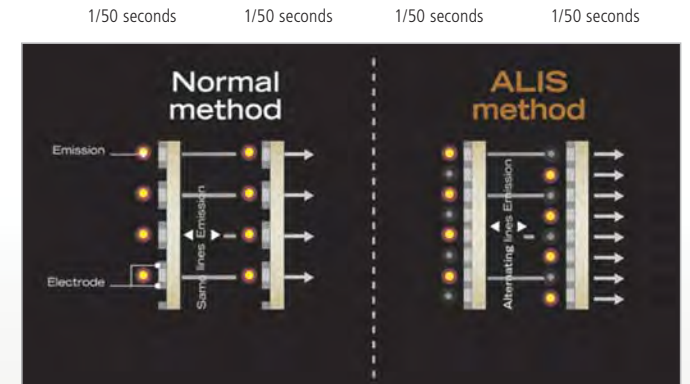
The ability of Hitachi Plasma Screens to produce crisp, vibrant images is due to the use of Alternative Lighting of Surfaces (ALIS) technology. Precise, vertical 1024 x 1080 pixels and a high luminance effect are achieved by emitting light from even numbered and odd numbered lines alternately every 1/50 of a second. This results in a fine pitch display of over one million pixels and the ability to match High Definition input signals.

## Fast response for motion pictures

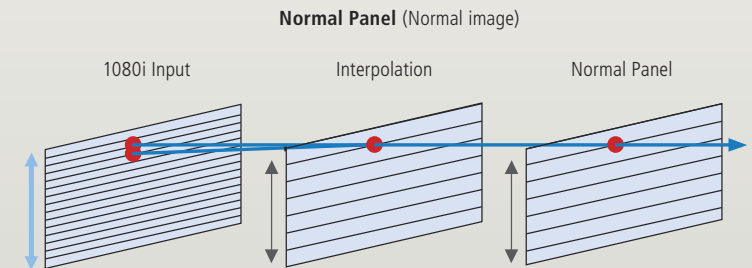
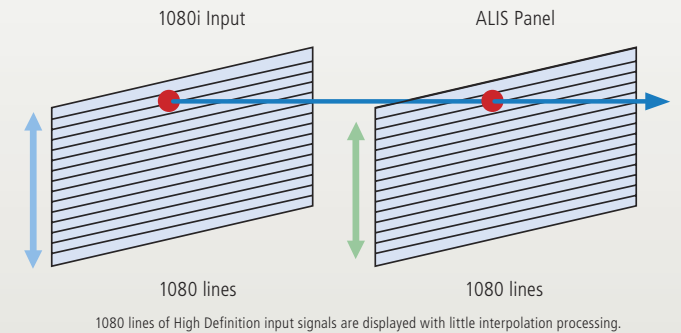
Using the same fluorescent phosphors as conventional Cathode Ray Tube (CRT) televisions to emit light, Hitachi Plasma TVs are ideally suited for displaying moving images. The fast response for motion pictures results in smooth, natural moving images.

## Advanced ALIS panel - up to 1,400cd/m<sup>2</sup>

The ALIS (Alternate Lighting of Surfaces) technology on Hitachi's Plasma models will dazzle you with its ability to match High Definition input signals. With a fine pitch display of over one million pixels, every detail is reproduced to perfection. Precise, vertical 1024 x 1080 pixels and a high luminance effect are made possible by emitting light from even numbered and odd numbered lines alternately every 1/50 of a second.



9000 Series Plasma with ALIS 1080 Line Panel (High Definition image)



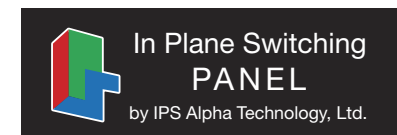


# High Definition screen technology

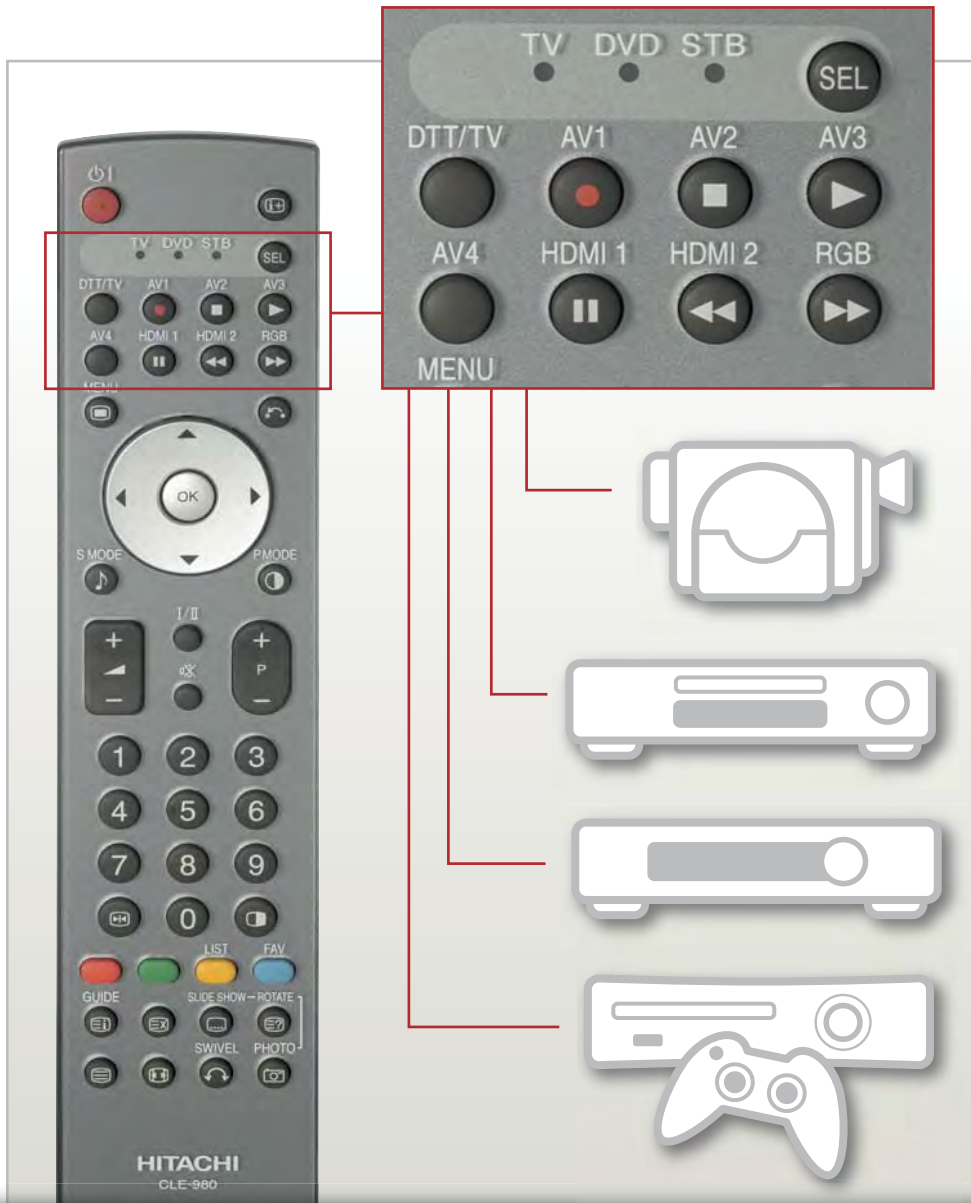


## In Plane Switching

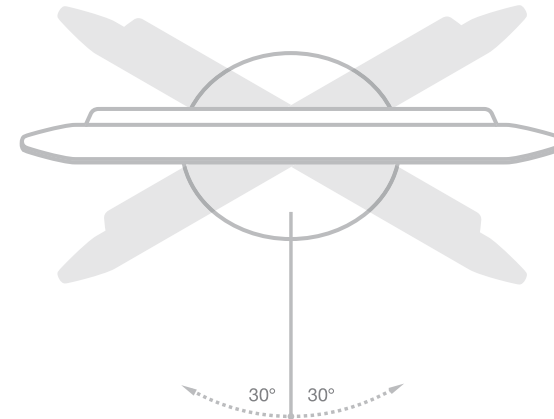
In the past, a major drawback to owning an LCD screen was the poor quality of vision when viewed off centre. Unless you were sitting straight on, you would be plagued with lacklustre colours, poor contrast and washed out images. To combat this problem, Hitachi developed In Plane Switching (IPS) technology. This technique employs pairs of electrodes at the sides of each cell which keep the liquid crystals parallel to the front of the panel. By doing so, it increases the visibility up to 178 degrees in both horizontal and vertical directions. It also increases the clarity, contrast and definition which allows for better images, even in poorer lighting conditions. So no matter where you are sitting (or standing), you'll always see brilliant, true-to-life pictures.



Instant switching between connected devices without scrolling through inputs.



## Motorised Swivel



### One touch switching remote

All Hitachi TVs feature one touch input switching from the remote control. At the press of a single button the internal tuner and each of the many inputs can be accessed without any confusing menus or scrolling. This feature is very useful when using multi function learning remotes or home automation systems.

### DVD Player compatible remote control

Selected models also feature a remote control which can operate a range of DVD players from Hitachi, Pioneer, Toshiba, Panasonic, Sony, Onkyo and more. Using this feature means you only need one remote to watch a DVD.

### Motorised Swivel

A true turning point for Plasma and LCD screens. On selected models it is now possible for you to change the direction of the panel 30 degrees in either direction of centre with the touch of a button. Perfect for board meeting situations, or for private viewings of your favourite movie, you can swivel the screen from the comfort of your chair.

\*Features may vary by model.



# Hitachi television features



## USB photo input terminal & SD card slot

This unique feature enables you to perform a slide show of all your favourite digital pictures directly onto your TV screen. Simply plug your SD card, digital camera or card reader into the side terminal and photos can be displayed as a slide show or even rotated to 90, 180 or 270 degrees.\*



## HDMI

The latest High Definition Multimedia Interface is included on all models to provide an interface between any audio/video source, supporting digital video and multi-channel digital audio on a single cable. Selected models offer twin HDMI inputs for your convenience.



## An elegant solution for the High Definition era.

High Definition Digital TV (HDTV) offers breathtaking picture quality. Compared to both the analogue and Standard Definition digital formats, HDTV delivers outstanding detail, crisp edges, natural colours and stark contrasts culminating in an enthralling lifelike picture.

High Definition digital broadcasting is now available to the majority of Australians and the amount of content being broadcast daily is increasing all the time. High Definition television goes hand in hand with today's High Definition large screen TVs. When viewed on a large screen, HDTV becomes a cinema experience revealing every nuance and detail of the original image.

To make HDTV viewing both elegant and simple Hitachi now offers a range of Plasma and LCD televisions with the HDTV tuner integrated into the TV itself. There is no need to purchase an external set top box decoder.



### 50PD960DTA

- 127cm HD integrated Plasma TV
- 1280 x 1080 pixels
- HD integrated tuner
- 1080p input capable (HDMI)
- One touch switching remote

Well suited to large rooms and Home Cinemas, the 50PD960DTA is the heart of any serious home theatre system. Its high resolution ALIS panel delivers every detail of High Definition television broadcasts direct from the inbuilt HD tuner with the outstanding speed and contrast that are the hallmarks of Plasma technology.

# High Definition integrated television



## **42PD960DTA**

- 106cm HD integrated Plasma TV
- 1024 x 1080 pixels
- HD integrated tuner
- 1080p input capable (HDMI)
- One touch switching remote
- Motorised Swivel base

The 42PD960DTA offers all the picture quality of the 50PD960DTA but in a slightly smaller screen size. The inclusion of a Motorised Swivel base makes this ideal for the lounge room, as the viewing angle can be adjusted with the remote control for viewing from different seating positions. An SD card slot and USB connection are onboard for viewing photos from a digital camera.



## **42PD900DTA**

- 106cm HD integrated Plasma TV
- 1024 x 1080 pixels
- HD integrated tuner
- 1080p input capable (HDMI)
- One touch switching remote

The 42PD900DTA delivers the same picture quality and integrated HD tuner as the 42PD960DTA but without the power swivel base or photo viewing options. This Plasma TV is ideally suited to wall mounting or applications where video content is the only requirement.



## **32LD960DTA**

- 80cm HD integrated LCD TV
- 1366 x 768 pixels
- HD integrated tuner
- 1080p input capable (HDMI)
- One touch switching remote
- Motorised Swivel base

Based on high end LCD technology, the 32LD960DTA is a fully featured TV with an integrated HD tuner. This model is best suited to smaller rooms, or as a replacement for conventional TVs in custom made spaces such as TV cabinets and wall units. A remote Motorised Swivel base is also included for changing the viewing angle.

High Definition picture quality and connectivity for a High Definition world.

High Definition video is now available in many different devices including camcorders, computer games, video recorders and set top boxes. Hitachi offers a range of High Definition capable TVs with a range of inputs for connecting almost any High Definition source. Depending on the model, up to six separate sources and a PC can be connected, and most models feature two HDMI and component video inputs as well as S video and composite connections.

**HD**  
**READY\***



### 50PD9800TA

- 127cm HD ready Plasma TV
- 1280 x 1080 pixels
- HD ready
- 1080p input capable (HDMI)
- One touch switching remote

The 50PD9800TA features a 127cm High Definition ready Plasma panel with over 1.3 million pixels, which is more than capable of delivering all the detail of HD broadcasts. This model is ideally suited to large rooms and Home Cinema systems where an external HD set top box or PVR is in use and there is no need for an integrated HD tuner.



### 42PD9500TA

- 106cm HD ready Plasma TV
- 1024 x 1080 pixels
- HD ready
- 1080p input capable (HDMI)
- One touch switching remote

The 42PD9500TA screen has over 1.1 million pixels which can effortlessly display High Definition content from almost any source. This model is best suited to medium size rooms.

# High Definition ready television



## 37LD9000TA

- 94cm HD ready LCD TV
- 1366 x 768 pixels
- HD ready
- One touch switching remote

Based on high end LCD technology the 37LD9000TA incorporates a large screen High Definition ready LCD panel. A wide range of inputs, including HDMI, PC and two component video terminals, allows for the connection of multiple HD sources such as an HD set top box or PVR. This model is ideal for small to medium sized rooms.



## 32LD9000TA

- 80cm HD ready LCD TV
- 1366 x 768 pixels
- HD ready
- One touch switching remote

The 32LD9000TA offers the same resolution and picture quality of the 37LD9000TA, but in a smaller screen size. An RGB PC input is also included for data applications if required. This model is best suited to smaller rooms, or as a replacement for conventional TVs in custom made spaces such as TV cabinets and wall units.



## 26LD9000TA

- 66cm HD ready LCD TV
- 1366 x 768 pixels
- HD ready
- One touch switching remote

Despite its compact size the 26LD9000TA is fully compatible with High Definition sources and supports a wide range of connections including HDMI, component and an RGB terminal for PC use.





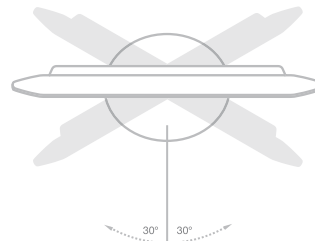
## For a serious home cinema you need a serious screen.

This used to mean bulky rear projection televisions that produced pale pictures which could only be viewed in total darkness, or expensive and noisy projectors attached to the lounge room ceiling. Not any more. Thanks to Hitachi's advanced Plasma technology it is now possible to offer screen sizes in a flat panel that previously were only available in projection based systems.

Introducing the 55PD8800TA 141cm High Definition ready Plasma TV.

Featuring a 1366 x 768 High Definition panel, this massive display delivers all the HD picture quality, high contrast and fast motion that are the hallmarks of Plasma technology. As it's a Plasma TV, the 55PD8800TA performs brilliantly as a TV for watching sports on a sunny afternoon or as a high contrast home cinema display for watching a movie late in the evening.

As the heart of your home cinema the 55PD8800TA features an abundance of connections, including two HDMI inputs, for hooking up the array of High Definition sources that make up the latest home cinemas. There is also a remote control swivel base to change the viewing angle and a USB / SD card slot for viewing your digital photos.



**TWIN**  
**HDMI™**  
HIGH-DEFINITION MULTIMEDIA INTERFACE

**PHOTO  
CONNECT**  
**SD CARD + USB**



# Home Theatre range

Transform your living room into a theatre with a Hitachi High Definition projector. Easy to operate, you'll be assured of the highest picture quality through the use of the latest technology.

A dual iris system achieves a high contrast of 7000:1 to accurately convey black tones and make images true-to-life. The Super Focus Ed & Aspheric lenses eliminate colour shift while adding texture, depth and an impressive 3D feeling to pictures. Smooth graduations are achieved through the use of 10-bit digital video processing while brightness is enhanced via a 150w lamp that produces an impressive 1200 ANSI Lumens.

The unique design of a Hitachi projector means it is easy to use and even easier to install in any location. It can even be placed off-centre of the screen yet still produce exceptional vision thanks to the horizontal lens shift function.



# PLASMA

## HD INTEGRATED MODELS

MODEL	50PD960DTA	42PD960DTA	42PD900DTA
<b>PICTURE</b>			
Effective display area (HxV)mm	1,106 x 626.4 (1271 diagonal)	922 x 522 (1059 diagonal)	922 x 522 (1059 diagonal)
Aspect ratio	16 : 9	16 : 9	16 : 9
Number of pixels (HxV)	1,280 x 1,080	1,024 x 1,080	1,024 x 1,080
Pixel pitch (HxV)mm	0.864 x 0.580	0.90 x 0.485	0.90 x 0.485
Panel brightness (at white peak) cd/m2	1300	1400	1400
Typical contrast ratio (panel)	10,000:1	10,000:1	10,000:1
<b>TUNER</b>			
DVB High Definition Tuner integrated	Yes	Yes	Yes
Analogue Tuner Integrated	Yes	Yes	Yes
Analogue RF reception	(NTSC-M) (SECAM B/G/D/K1) (PAL B,G,H/I/D,K)	(NTSC-M) (SECAM B/G/D/K1) (PAL B,G,H/I/D,K)	(NTSC-M) (SECAM B/G/D/K1) (PAL B,G,H/I/D,K)
Analogue RF Audio reception	A2/NICAM	A2/NICAM	A2/NICAM
<b>VIDEO FORMATS</b>			
Video signal	PAL, SECAM, NTSC3.58, NTSC4.43, PAL60, N-PAL, M-PAL	PAL, SECAM, NTSC3.58, NTSC4.43, PAL60, N-PAL, M-PAL	PAL, SECAM, NTSC3.58, NTSC4.43, PAL60, N-PAL, M-PAL
Component signal	480i/p, 576i/p, 720p(50/60), 1080i(50/60)	480i/p, 576i/p, 720p(50/60), 1080i(50/60)	480i/p, 576i/p, 720p(50/60), 1080i(50/60)
HDMI signal (video mode)	480i/p, 576i/p, 720p(50/60), 1080i(50/60), VGA, 1080p	480i/p, 576i/p, 720p(50/60), 1080i(50/60), VGA, 1080p	480i/p, 576i/p, 720p(50/60), 1080i(50/60), VGA, 1080p
Analogue RGB signal	VGA-SXGA (fH:30 to 64kHz, fV:60Hz to 70Hz)	VGA-SXGA (fH:30 to 64kHz, fV:60Hz to 70Hz)	-
<b>INPUT &amp; OUTPUTS</b>			
Total number of connectable video sources	6	6	6
<b>VIDEO CONNECTION CONFIGURATIONS</b>			
Front or side input	Front	Side	Side
Composite video with analogue audio (RCA)	3 + (1 front)	3 + (1 side)	3 + (1 side)
S video with analogue audio (RCA)	1 + (1 front)	1 + (1 side)	1 + (1 side)
Component video with analogue audio (RCA)	2	2	2
HDMI input	2	2	2
Analogue audio for HDMI/DVI (RCA)	1	1	1
<b>OTHER CONNECTIONS</b>			
USB photo	-	Yes	-
SD card slot	-	Yes	-
RGB analogue (PC input)	RGB : Mini D-sub 15P	RGB : Mini D-sub 15P	-
Headphone socket (3.5mm)	yes	yes	yes
A/V output	1 x Composite video with analogue audio (RCA)	1 x Composite video with analogue audio (RCA)	1 x Composite video with analogue audio (RCA)
Subwoofer output (RCA)	yes	yes	yes
<b>SOUND</b>			
Surround sound	SRS WOW	SRS WOW	SRS WOW
Automatic volume level	yes	yes	yes
Sound modes	4 (Movie, Music, Speech, Favourite)	4 (Movie, Music, Speech, Favourite)	4 (Movie, Music, Speech, Favourite)
Audio power	20W	36W	36W
<b>PICTURE ASPECT MODES</b>			
TV/Video (input signal dependent)	Panoramic 1 / 2, Zoom, Cinema, Full, 4:3, Full 1080	Panoramic 1 / 2, Zoom, Cinema, Full, 4:3, Full 1080	Panoramic 1 / 2, Zoom, Cinema, Full, 4:3, Full 1080
PC	Full, Normal, Zoom	Full, Normal, Zoom	Full, Normal, Zoom
<b>OTHER FUNCTIONS</b>			
On / Off timer	Yes	Yes	Yes
Picture in Picture	-	Yes	-
Teletext	1000 page	1000 page	1000 page
<b>REMOTE CONTROL FUNCTIONS</b>			
Multi Brand control for DVD	Yes	Yes	Yes
One touch input switching	Yes	Yes	Yes
Power swivel base	-	Yes	-
<b>GENERAL</b>			
Dimensions excluding stand (WxHxD)mm	1240x836x105	1134x648x109	1134x648x109
Dimensions including stand (WxHxD)mm	1240x900x423	1134x713x365	1134x713x365
Weight excluding stand (kg)	40.7	35.7	35.4
Weight including stand (kg)	46.5	41.6	40
Power supply	240V (50Hz)	AC 240V (50Hz)	AC 240V (50Hz)
Power consumption	480W	380W	380W
Power consumption standby mode	<1W	<1W	<1W

# PLASMA

## HD READY MODELS

MODEL	55PD8800TA	50PD9800TA	42PD9500TA
<b>PICTURE</b>			
Effective display area (HxV)mm	1230 x 692 (1412 diagonal)	1,106 x 626.4 (1271 diagonal)	922 x 522 (1059 diagonal)
Aspect ratio	16 : 9	16 : 9	16 : 9
Number of pixels (HxV)	1366 x 768	1,280 x 1,080	1,024 x 1,080
Pixel pitch (HxV)mm	0.9 x 0.9	0.864 x 0.580	0.90 x 0.485
Panel brightness (at white peak) cd/m <sup>2</sup>	1000	1300	1400
Typical contrast ratio (panel)	10,000:1	10,000:1	10,000:1
<b>TUNER</b>			
DVB High Definition Tuner integrated	-	-	-
Analogue Tuner Integrated	Yes	Yes	Yes
Analogue RF reception	(NTSC-M) (SECAM B/G/D/K1) (PAL B,G,H/I/D,K)	(NTSC-M) (SECAM B/G/D/K1) (PAL B,G,H/I/D,K)	(NTSC-M) (SECAM B/G/D/K1) (PAL B,G,H/I/D,K)
Analogue RF Audio reception	A2/NICAM	A2/NICAM	A2/NICAM
<b>VIDEO FORMATS</b>			
Video signal	PAL, SECAM, NTSC3.58, NTSC4.43, PAL60, N-PAL, M-PAL	PAL, SECAM, NTSC3.58, NTSC4.43, PAL60, N-PAL, M-PAL	PAL, SECAM, NTSC3.58, NTSC4.43, PAL60, N-PAL, M-PAL
Component signal	480i/p, 576i/p, 720p(50/60), 1080i(50/60)	480i/p, 576i/p, 720p(50/60), 1080i(50/60)	480i/p, 576i/p, 720p(50/60), 1080i(50/60)
HDMI signal (video mode)	480i/p, 576i/p, 720p(50/60), 1080i(50/60), VGA	480i/p, 576i/p, 720p(50/60), 1080i(50/60), VGA, 1080p	480i/p, 576i/p, 720p(50/60), 1080i(50/60), VGA, 1080p
Analogue RGB signal	VGA-UXGA (15kHz, 30 to 106kHz, 50Hz to 85Hz)	VGA-SXGA (fH:30 to 64kHz, fV:60Hz to 70Hz)	-
<b>INPUT &amp; OUTPUTS</b>			
Total number of connectable video sources	6	6	6
<b>VIDEO CONNECTION CONFIGURATIONS</b>			
Front or side input	Side	Front	Side
Composite video with analogue audio (RCA)	3 + (1 side)	3 + (1 front)	3 + (1 side)
S video with analogue audio (RCA)	1 + (1 side)	1 + (1 front)	1 + (1 side)
Component video with analogue audio (RCA)	2	2	2
HDMI input	2	2	2
Analogue audio for HDMI/DVI (RCA)	1	1	1
<b>OTHER CONNECTIONS</b>			
USB photo	yes	-	-
SD card slot	yes	-	-
RGB analogue (PC input)	RGB : Mini D-sub 15P	RGB : Mini D-sub 15P	-
Headphone socket (3.5mm)	yes	yes	yes
A/V output	1 x Composite video with analogue audio (RCA)	1 x Composite video with analogue audio (RCA)	1 x Composite video with analogue audio (RCA)
Subwoofer output (RCA)	yes	yes	yes
<b>SOUND</b>			
Surround sound	SRS WOW	SRS WOW	SRS WOW
Automatic volume level	yes	yes	yes
Sound modes	4 (Movie, Music, Speech, Favourite)	4 (Movie, Music, Speech, Favourite)	4 (Movie, Music, Speech, Favourite)
Audio power	36W	20W	36W
<b>PICTURE ASPECT MODES</b>			
TV/Video (input signal dependent)	Panoramic, Zoom, Cinema, Full, 4:3	Panoramic 1 / 2, Zoom, Cinema, Full, 4:3, Full 1080	Panoramic 1 / 2, Zoom, Cinema, Full, 4:3, Full 1081
PC	Full, Real, zoom 1,2,3	Full, Normal, Zoom	Full, Normal, Zoom
<b>OTHER FUNCTIONS</b>			
On / Off timer	Yes	Yes	Yes
Picture in Picture	Yes	-	-
Teletext	100 page	1000 page	1000 page
<b>REMOTE CONTROL FUNCTIONS</b>			
Multi Brand control for DVD	Yes	Yes	Yes
One touch input switching	Yes	Yes	Yes
Power swivel base	Yes	-	-
<b>GENERAL</b>			
Dimensions excluding stand (WxHxD)mm	1510x840x105	1240x836x105	1134x648x109
Dimensions including stand (WxHxD)mm	1510x933x450	1240x900x423	1134x713x365
Weight excluding stand (kg)	61.8	40.7	34.8
Weight including stand (kg)	73.3	46.5	39.4
Power supply	AC 100 -240V (50/60Hz)	AC110V-240V (50/60Hz)	AC 110 -240V (50/60Hz)
Power consumption	480W	470W	370W
Power consumption standby mode	<3W	<1W	<1W

# LCD

	HD INTEGRATED MODELS	HD READY MODELS		
MODEL	32LD960DTA	37LD9000TA	32LD9000TA	26LD9000TA
<b>PICTURE</b>				
Effective display area ( HxV)mm	698 x 392 (801 diagonal)	820 x 461 (941 diagonal)	698 x 392 (801diagonal)	626 x 373 (600.5 diagonal)
Aspect ratio	16 : 9	16 : 9	16 : 9	16 : 9
Number of pixels (HxV)	1366 x 768	1366 x 768	1366 x 768	1366 x 768
Pixel pitch (HxV)mm	0.51 x 0.51	0.60 x 0.60	0.51 x 0.51	0.42 x 0.42
<b>TUNER</b>				
DVB High Definition Tuner integrated	Yes	-	-	-
Analogue Tuner integrated	Yes	Yes	Yes	Yes
Analogue RF reception	(NTSC-M) (SECAM B/G/D/K1) (PAL B,G,H/I/D,K)	(NTSC-M) (SECAM B/G/D/K1) (PAL B,G,H/I/D,K)	(NTSC-M) (SECAM B/G/D/K1) (PAL B,G,H/I/D,K)	(NTSC-M) (SECAM B/G/D/K1) (PAL B,G,H/I/D,K)
Analogue RF audio reception	A2/NICAM	A2/NICAM	A2/NICAM	A2/NICAM
<b>VIDEO FORMATS</b>				
Video signal	PAL, SECAM, NTSC3.58, NTSC4.43, PAL60, N-PAL, M-PAL	PAL, SECAM, NTSC3.58, NTSC4.43, PAL60, N-PAL, M-PAL	PAL, SECAM, NTSC3.58, NTSC4.43, PAL60, N-PAL, M-PAL	PAL, SECAM, NTSC3.58, NTSC4.43, PAL60, N-PAL, M-PAL
Component signal	480i/p, 576i/p, 720p(50/60), 1080i(50/60)	480i/p, 576i/p, 720p(50/60), 1080i(50/60)	480i/p, 576i/p, 720p(50/60), 1080i(50/60)	480i/p, 576i/p, 720p(50/60), 1080i(50/60)
HDMI signal (video mode)	480i/p, 576i/p, 720p(50/60), 1080i(50/60), VGA, 1080p	480i/p, 576i/p, 720p(50/60), 1080i(50/60), VGA	480i/p, 576i/p, 720p(50/60), 1080i(50/60), VGA	480i/p, 576i/p, 720p(50/60), 1080i(50/60), VGA
Analogue RGB signal	-	VGA - XGA	VGA - XGA	VGA - XGA
<b>INPUT &amp; OUTPUTS</b>				
Total number of connectable video sources	6	5	5	5
<b>VIDEO CONNECTION CONFIGURATIONS</b>				
Front or side input	Side	Side	Side	Side
Composite video with analogue audio (RCA)	3 + (1 side)	3 + (1 side)	3 + (1 side)	3 + (1 side)
S video with analogue audio (RCA)	1 + (1 side)	1 + (1 side)	1 + (1 side)	1 + (1 side)
Component video with analogue audio (RCA)	2	2	2	2
HDMI input	2	1	1	1
Analogue audio for HDMI / PC (3.5mm mini jack)	1	1	1	1
<b>OTHER CONNECTIONS</b>				
USB photo	-	-	-	-
SD card slot	-	-	-	-
RGB analogue (PC input)	-	RGB : Mini D-sub 15P	RGB : Mini D-sub 15P	RGB : Mini D-sub 15P
Headphone socket (3.5mm)	yes	yes	yes	yes
A/V output	1 x Composite video with analogue audio (RCA)	1 x Composite video with analogue audio (RCA)	1 x Composite video with analogue audio (RCA)	1 x Composite video with analogue audio (RCA)
Subwoofer output (RCA)	yes	yes	yes	yes
<b>SOUND</b>				
Surround sound	SRS WOW	Matrix surround	Matrix surround	Matrix surround
Automatic volume level	yes	-	-	-
Sound modes	4 (Movie, Music, Speech, Favourite)	-	-	-
Audio power	20W	20W	20W	14W
<b>PICTURE ASPECT MODES</b>				
TV/Video (input signal dependent)	Panoramic 1 / 2, Zoom, Cinema, Full, 4:3	4:3, Panoramic, Cinema, Full	4:3, Panoramic, Cinema, Full	4:3, Panoramic, Cinema, Full
PC	-	4:3, Full	4:3, Full	4:3, Full
<b>OTHER FUNCTIONS</b>				
On / Off Timer	Yes	Yes	Yes	Yes
Picture in Picture	-	-	-	-
Teletext	1000 page	1000 page	1000 page	1000 page
<b>REMOTE CONTROL FUNCTIONS</b>				
Multi Brand control capability	DVD & STB	-	-	-
One touch input switching	Yes	Yes	Yes	Yes
Power swivel base	yes	-	-	-
<b>GENERAL</b>				
Dimensions excluding stand (WxHxD)mm	822x591x115	910.5x627x122	790x550x120	664x471x118.5
Dimensions including stand (WxHxD)mm	822x653x365	910.5x681.5x308.5	790x585x308.5	664x508x262
Weight excluding stand (kg)	20.2	22.2	16.5	12.5
Weight including stand (kg)	26.1	24.8	19.2	14
Power supply	AC110V-240V (50/60Hz)	AC110V-240V (50/60Hz)	AC110V-240V (50/60Hz)	AC110V-240V (50/60Hz)
Power consumption	154W	180W	135W	125W
Power consumption standby mode	<1W	<1W	<1W	<1W



# LCD PROJECTOR

PJTX200	
<b>PICTURE</b>	
Liquid crystal panel structure	0.7" polysilicon active matrix TFT wide panel (x3)
Number of pixels	921,600 (720 x 1280)
Resolution	1280 x 720 colour pixels
Lens	Manual zoom (F=1.7-2.4) 1:1.16
Lamp	150W UHB
Brightness	1200 ANSI lumens (iris: 10 colour temp: Hi Bright)
Contrast ratio	7000:1 (iris: 0 black: AUTO2 colour temp: Hi Bright)
Input signals	
RGB input signals	VGA, SVGA, XGA, SXGA (smart resizing)
Video input signals	NTSC, NTSC 4.43, PAL, PAL60, SECAM, M-PAL, N-PAL
HDTV input signals	750p, (720p), 1125i (1080i)
SDTV input signals	525i (480i), 525p (480p), 625i (576i)
<b>INPUT TERMINALS</b>	
S video	1
Composite video (RCA)	1
Component video (RCA)	3
HDMI	1
RGB	Analogue RGB: 15pin Mini Dsub x 1
Control terminals	9-pin Dsub x 1 for RS232C, Trigger:3.5mm mini jack x 1 (12V/25mA)
<b>GENERAL</b>	
Power supply	AC100-120V/ AC 220-240V
Operating temperature	5-35C
Dimensions (WxHxD)mm	340 x 113 x 299
Weight kg	4.7



1080 is the shorthand name for a category of video modes. The number 1080 represents 1,080 lines of vertical resolution. 1080 is considered an HDTV video mode.



The ALIS (Alternate Lighting of Surfaces) technology provides precise, vertical 1024 x 1080 pixels and a high luminance effect by emitting light from even and odd numbered lines alternately every 1/50 of a second.



IPS (In Plane Switching) employs pairs of electrodes at the sides of each cell which keep the liquid crystals parallel to the front of the panel. This increases the visibility up to 178 degrees in both horizontal and vertical directions.



The High-Definition Multimedia Interface (HDMI) is an all-digital audio/video interface capable of transmitting uncompressed streams. HDMI provides an interface between any compatible digital audio/video source, such as a set top box, a DVD player, a PC, a video game system, or an AV receiver and a compatible digital audio and/or video monitor, such as a digital television (DTV).



From the Past into Future

50 Years of HITACHI TVs

FOR FURTHER INFORMATION CONTACT:  
HITACHI AUSTRALIA PTY LTD (ABN 34 075 381 332)  
[WWW.HITACHI.COM.AU/AUSTRALIA](http://WWW.HITACHI.COM.AU/AUSTRALIA)

**HITACHI**  
Inspire the Next

CALL 1800 HITACHI (1800 448 2244) FOR YOUR NEAREST STOCKIST  
HITACHI IS A REGISTERED TRADEMARK OF HITACHI LTD.

01/2007