

# Laser projector



## Compact, Light, and Quick start-up Multi functional Laser projector



### LINEUP

**MP-JU4001**

**WUXGA 4,000 lm**

**MP-JW4001**

**WXGA 4,000 lm**

**MP-JW3501**

**WXGA 3,500 lm**

### Compact, Light and Slim

The smallest and lightest series of Maxell laser projector have been released. Despite their compactness, they are bright enough to be used in medium-sized conference rooms. They can be easily carried from one meeting room to another. They can be easily fixed to the ceiling.

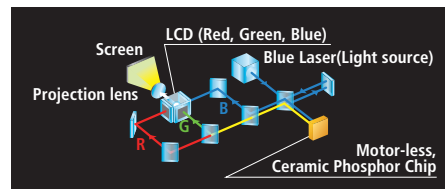


\*1 Only for MP-JW4001, and MP-JW3501. MP-JU4001 is 3.6 kg  
\*2 Excluding protruding parts

### Motor-less optical units

Instead of a conventional rotating phosphor wheel, a motor-less ceramic phosphor is used. The reliability is improved by removing the moving parts. In addition, Maxell's laser light source projectors have 20,000 hours\*3 of light source life. Users can enjoy using the projector for long periods of time.

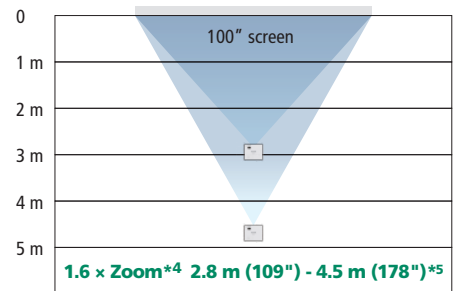
\*3 For laser light source. In this case of that LIGHT OUTPUT is set to Normal. The value is an estimate and may vary depending on the use environment or use condition.



\* This is for illustrative purposes only.

### Wide-range 1.6x Zoom lens\*4

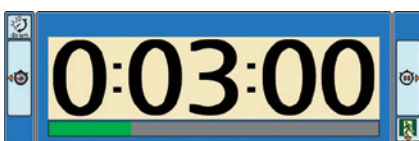
Featuring a powerful 1.6x manual zoom lens\*4, the projectors allow for a greater range of installation possibilities.



\*4 1.2 x zoom lens for MP-JW4001 / MP-JW3501  
\*5 In case of MP-JW4001 and MP-JW3501, 3.2 m (124") - 3.8 (150")  
\* This figure is not drawn to scale.

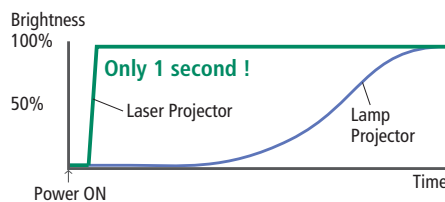
### Timer Function

Count down and count up are available with the timer function. It can be used for presentations or mini quizzes. The chime rings in a soft tone so that the audience does not get startled. The elapsed overtime is also displayed.



### Quick Start\*6


When STAND BY MODE is set to QUICK START, projection starts within 1 second\*7 of turning on. You can use to start presentation and class quickly.



\* This is for illustrative purposes only.  
\*6 The standby power consumption of the mode is higher than the other modes.  
\*7 It may take approx. 8 seconds depending on the duration time of standby and the input signal.

### USB-A power supply

5V 2.0A power can be supplied from the USB-A terminal. As a result, when using a media streaming device, there is no need to connect it to an external power supply. It can be used with simple wiring.



### More Convenient Functions

## Specifications

Model name	MP-JU4001	MP-JW4001	MP-JW3501
Display system	3LCD		
Display device	Size of effective display area	0.64" × 3, aspect ratio 16 : 10	0.59" × 3, aspect ratio 16 : 10
	Number of pixels	2,304,000 pixels H : 1,920 × V : 1,200 (WUXGA)	1,024,000 pixels H : 1,280 × V : 800 (WXGA)
Lens	Zoom	Manual (1.6x)	Manual (1.2x)
	Focus	Manual	
Light source	Laser diode		
Screen size	30 – 300 inch		
Light output (Brightness)*1	4,000 lm		3,500 lm
Contrast ratio (full white / full black)*1	2,000,000 : 1		
Speaker	16W × 1 (mono)		
Displayable scanning frequency	Horizontal	15 ~ 106 kHz	
	Vertical	24 ~ 120 Hz	50 ~ 120 Hz
Display resolution	Computer	WUXGA*2 (max.) *Native resolution is WUXGA	Full HD (max.) *Native resolution is WXGA.
	Video	1080P (max.) *Native resolution is WUXGA	1080P*3 (max.) *Native resolution is WXGA.
Terminals	COMPUTER IN 1	Mini D-sub 15 pin connector × 1	
	COMPUTER IN 2 / MONITOR OUT	Mini D-sub 15 pin connector × 1	
	VIDEO	RCA connector × 1	
	HDMI IN	HDMI (HDCP compliant) × 2	
	AUDIO IN	3.5mm (stereo) mini connector × 1, RCA connector (L,R) × 1	
	AUDIO OUT	3.5mm (stereo) mini connector × 1	
	CONTROL (RS-232C)	D-sub 9 pin connector × 1	
	LAN	RJ-45 connector × 1	
	USB-A	USB type A × 1 (DC 5V 2.0A power supply) (PC-LESS presentation or wireless adapter (option))	
	USB-B	USB type B × 1 (USB mouse control)	
Network	Wired	100BASE-TX / 10BASE-T	
	Wireless (Option*4)	IEEE802.11a/b/g/n/ac	
Operating temperature	0 ~ 40 °C*5 (The brightness of light source may be reduced automatically over 35 °C (95 °F)).		
Operating humidity	10 – 80%RH (non-condensing)		
Power requirements	AC 100V – 120V (50 / 60Hz), 2.9A	AC 100V – 120V (50 / 60Hz), 2.8A	AC 100V – 120V (50 / 60Hz), 2.5A
	AC 220V – 240V (50 / 60Hz), 1.4A	AC 220V – 240V (50 / 60Hz), 1.4A	AC 220V – 240V (50 / 60Hz), 1.3A
	AC 100 -120V : 280W	AC 100 -120V : 270W	AC 100 -120V : 240W
Power consumption	AC 220 - 240V : 270W	AC 220 - 240V : 260W	AC 220 - 240V : 230W
	Standby mode power consumption	0.5W at saving mode*6	
Standard outside dimensions (W × H × D)	336 mm × 87 mm × 276 mm (13.2" × 3.4" × 10.9")	(Including protruding parts)	
	330 mm × 69 mm × 271 mm (13.0" × 2.7" × 10.7")	(Excluding protruding parts)	
Weight	Approx. 3.6 kg (7.9 lbs.)	Approx. 3.5 kg (7.7 lbs.)	
Accessories	Remote control with two AA batteries, Power cord, Computer cable, Lens cover, User's manuals		
Optional parts	USB wireless adapter	USB-WL-5G*7	
	Air filter	UX44211	
	Mounting accessories	HAS-E100 (Bracket for ceiling mount), HAS-104S (Slim adapter for fixing mount), HAS-204L (Standard adapter for fixing mount), HAS-304H (Long adapter for fixing mount)	

\*1 When PICTURE MODE is set to DYNAMIC, and LIGHT OUTPUT is set to Normal 100%, zoom position is WIDE (max.). \*2 WUXGA (60 Hz) Reduced Blanking only. \*3 Except for 1080P (24Hz). \*4 Optional wireless adapter is needed. \*5 0-40 °C at altitude from 0 m to 1,600 m. 0 - 35 °C at altitude from 1,600 m to 3,048 m. \*6 SAVING mode disables the functions of MONITOR OUT, AUDIO OUT, speaker sound, network communication, RS-232C control except POWER ON command, etc. in standby. \*7 The availability of the USB-WL-5G varies depending on the country and the region.

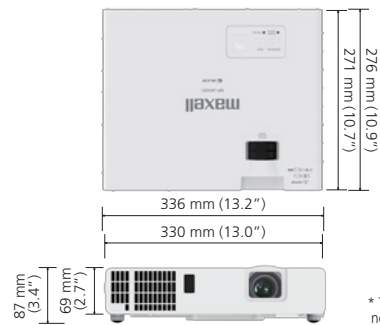
## Environment

- ▶ Long Life mode
- ▶ No use of mercury lamp

## -Design and specifications are subject to change without notice.

- The projected images and comparison photos in this catalog are simulations. • LCD panels, polarizers and other optical components and cooling fans may need replacement after prolonged usage. For more details, please consult a sales representative. • Do not use in places where there is a lot of water, dampness, steam, dust, soot or tobacco smoke. This may result in fire or malfunction. • During use and immediately after use, do not touch anywhere near the vents as these parts are extremely hot. • Optical components (light source, LCD panel, polarizing plate, PBS [polarizer beam splitter]) have limited service lives. They must be repaired or replaced if they are used for a long period of time. • Optical components other than the light source: If the projector is used for six hours or more per day, they may need to be replaced in less than a year. • LCD panel: If the projector is used continuously for six hours or more, its replacement cycle may be shortened. • Follow the directions in the user's manuals to set up the projector properly. Heed all the warnings and cautions in the manuals or on the product. Visit our website to get the latest manuals. • Each product may have differences of color, brightness, and focus due to manufacture variation.
- Crestron® and Crestron RoomView® are registered trademarks of Crestron Electronics, Inc. in the United States and other countries. • HDMI® and High-Definition Multimedia Interface are trademarks or registered trademarks of HDMI Licensing Administrator, Inc. in the United States and other countries. • All other trademarks are the properties of their respective owners. • This projector is a CLASS 1 LASER PRODUCT (IEC/EN 60825-1:2014).

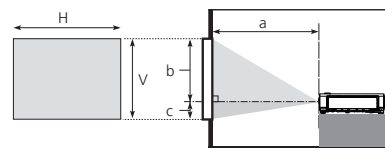
## Dimensions



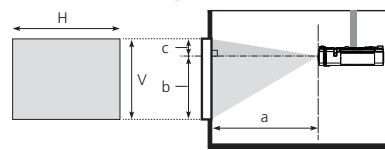
\* The figures are not drawn to scale.

## Projection Distance

### Placed on the horizontal surface



### Suspended from the ceiling



\* The figures are not drawn to scale.

### MP-JU4001 16 : 10 screen

(1,920 × 1200)

Screen type	Screen type		Projection distance				Screen height					
	H	V	a (min.)		a (max.)		b		c			
inch	m	inch	m	inch	m	inch	cm	inch	cm	inch		
60	1.3	51	0.8	32	1.6	65	2.7	105	70	28	10	4
80	1.7	68	1.1	42	2.2	87	3.6	142	94	37	14	5
100	2.2	85	1.3	53	2.8	109	4.5	178	117	46	17	7
120	2.6	102	1.6	64	3.3	132	5.4	214	141	55	21	8
150	3.2	127	2.0	79	4.2	165	6.8	268	176	69	26	10
200	4.3	170	2.7	106	5.6	221	9.1	358	234	92	35	14

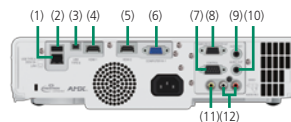
### MP-JW4001 / MP-JW3501 16 : 10 screen

(1,280 × 800)

Screen type	Screen type		Projection distance				Screen height					
	H	V	a (min.)		a (max.)		b		c			
inch	m	inch	m	inch	m	inch	cm	inch	cm	inch		
60	1.3	51	0.8	32	1.9	74	2.3	89	75	30	6	2
80	1.7	68	1.1	42	2.5	99	3.0	119	100	39	8	3
100	2.2	85	1.3	53	3.2	124	3.8	150	125	49	10	4
120	2.6	102	1.6	64	3.8	150	4.6	180	150	59	12	5
150	3.2	127	2.0	79	4.8	188	5.7	226	188	74	14	6
200	4.3	170	2.7	106	6.4	251	7.7	302	250	98	19	8

\* The values may be different slightly.

## Terminals



- LAN
- USB-A
- USB-B
- HDMI 1
- HDMI 2
- COMPUTER IN1
- CONTROL (RS-232C)
- COMPUTER IN2 / MONITOR OUT
- AUDIO IN 1
- AUDIO IN 2
- AUDIO IN 3
- AUDIO IN 4
- VIDEO
- AUDIO IN 2



CLASS 1 LASER PRODUCT  
PRODUIT LASER DE CLASSE 1  
LASERPRODUKT DER KLASSE 1  
1類雷射產品 IEC/EN 60825-1:2014