

Specifications

Model name	LP-WU6600	
Display system	1-chip DLP®	
Display	Size of effective display area	0.67" DLP® chip × 1, aspect ratio 16 : 10
device	Number of pixels	2,304,000 pixels (1,920 horizontal × 1,200 vertical)
Lens(option)	Zoom	Manual
	Focus	Manual
	Lens shift	Manual (V : -15 ~ +55%, H : ±5%)
Light source	Laser diode	
Screen size	35.8"~ 379.8" (SL-62), 36.1"~ 211" (SD-63), 32.1"~ 481.1" (ML-64)	
Light output (Brightness)	6,000 lm**	
Contrast ratio (full white / full black)	20,000 : 1**	
Speaker	6W × 2 (mono)	
Displayable scanning frequency	Horizontal	15 ~ 91 kHz
	Vertical	24 ~ 85 Hz
Terminals	RJ-45 jack × 1	
	HDMI IN	HDMI connector × 2 (HDCP compliant) HDMI 2 supports MHL input
	DVI-D	DVI-D connector × 1
	COMPUTER IN	Mini D-sub 15-pin connector × 1, 5BNC connector × 1
	MONITOR OUT	Mini D-sub 15-pin connector × 1
	VIDEO IN	RCA connector × 1
	COMPONENT VIDEO	Mini D-sub 15-pin connector × 1, 3BNC × 1 (shared with COMPUTER IN terminals)
	3D SYNC IN	VESA 3-pin connector × 1
	3D SYNC OUT	VESA 3-pin connector × 1
	AUDIO IN	3.5mm (stereo) mini connector × 1, RCA connector (L, R) × 1
	AUDIO OUT	RCA connector (L, R) × 1
	CONTROL IN (RS232C)	D-sub 9-pin connector × 1 (for serial in for control)
	CONTROL OUT (RS232C)	D-sub 9-pin connector × 1 (serial out for Pass thru Daisy Chain)
	LAN	RJ-45 jack × 1
	REMOTECONTROL IN	3.5mm (stereo) mini connector × 1
	REMOTE CONTROL OUT	3.5mm (stereo) mini connector × 1
	12V TRIGGER	3.5mm (stereo) mini connector × 1
	USB POWER	USB type A × 1 (5V / 1.5A output)
	SERVICE	USB type B × 1 (For service)
Operating temperature	0 - 40°C*2 *The brightness of light source may be reduced automatically over 35°C.	
Power requirements	AC 100V - 130 (50 / 60Hz), 7.0A, AC 200V - 240V (50 / 60Hz), 3.4A	
Power consumption	AC 100V - 130V : 700W, AC 200V - 240V : 700W	
Standby mode power consumption	0.5W (when Low Power Mode setting is ON.)**3	
Standard outside dimension (W×H×D)	470mm × 220mm × 521mm (18.5" × 8.7" × 20.5") (Excluding lens)	
Weight	Approx. 24.5kg (54.0lbs.) (Excluding lens)	
Accessories	Remote control with batteries, Power cord, Computer cable, 3D sync cable, Wired remote cable, User's Manual (Book, CD)	
Optional parts	SL-62 (Semi short throw lens)	HAS-L6000 (Bracket for fixing mount)
	SD-63 (Standard lens)	HAS-104S (Slim adapter for fixing mount)
	ML-64 (Long throw lens)	HAS-204L (Standard adapter for fixing mount)
		HAS-304H (Long adapter for fixing mount)

*1: When the standard lens SD-63 is attached, and Laser Mode is set to Normal. *2: 0 - 35°C at altitude from 760 m to 1,520 m. 0 - 30°C at altitude from 1,520 m to 2,290 m. 0 - 25°C at altitude from 2,290 m to 3,050 m. Fan Speed setting is High at altitude from 1,520 m to 3,050 m. *3: LAN and RS-232C are inactive in a standby state.

Environment

- ▶ **Compliance with EU Directive RoHS**1**
- ▶ **Power saving mode (Low Power Mode ON) engaged during standby**
- ▶ **Laser mode** Laser mode provides power saving.
- ▶ **No use of mercury lamp**


*1 RoHS is the acronym of "Directive 2011/65/EU of the European Parliament and of the Council of 8 June 2011 on the restriction of the use of certain hazardous substances in electrical and electronic equipment".

Design and specifications are subject to change without notice.

• The projected images and comparison photos in this catalog are simulations. • Do not use in places where there is a lot of water, dampness, steam, dust, soot or tobacco smoke. This may result in fire or malfunction. • Optical components (light source, DLP® chip, etc.) and cooling fans have limited service lives. They must be repaired or replaced if they are used for a long period of time. • During use and immediately after use, do not touch anywhere near the vents as these parts are extremely hot. • DLP® and the DLP logo are registered trademarks of Texas Instruments. • Crestron® and Crestron RoomView® are registered trademarks of Crestron Electronics, Inc. in the United States and other countries. • DICOM is the registered trademark of the National Electrical Manufacturers Association for its standards publications relating to digital communications of medical information. • MHL, the MHL logo, and Mobile High-Definition Link are trademarks or registered trademarks of MHL, LLC in the United States and other countries. • HDMI, the HDMI Logo, and High-Definition Multimedia Interface are trademarks or registered trademarks of HDMI Licensing LLC in the United States and other countries. • HDBaseT™ and the HDBaseT Alliance logo are trademarks of the HDBaseT Alliance. • All other trademarks are the properties of their respective owners.

Dimensions

* Image with Standard Lens SD-63 mounted.




Projection Distance



Type	Screen size	Projection distance @ (meter)								
		SL-62		SD-63		ML-64				
Type	H(m)	V(m)	Min.	Max.	Min.	Max.	Min.	Max.	Min.	Max.
80	1.7	1.1	1.9	2.3	2.7	3.3	3.2	4.9		
100	2.2	1.3	2.4	2.8	3.3	4.2	4.1	6.2		
120	2.6	1.6	2.9	3.4	4.0	5.0	4.9	7.4		
150	3.2	2.0	3.6	4.2	5.0	6.3	6.2	9.3		
200	4.3	2.7	4.8	5.6	6.6	8.3	8.2	12.4		
300	6.5	4.0	7.1	8.4	-	-	12.4	18.7		

Type	Screen size	Projection distance @ (inch)								
		SL-62		SD-63		ML-64				
Type	H(in)	V(in)	Min.	Max.	Min.	Max.	Min.	Max.	Min.	Max.
80	68	42	75	89	105	132	128	194		
100	85	53	94	111	131	164	161	243		
120	102	64	113	133	157	197	193	292		
150	127	79	141	166	196	246	242	366		
200	170	106	187	221	262	328	324	489		
300	254	159	281	331	-	-	488	735		

Terminals



1.RJ45 2.MONITOR OUT 3.USB POWER 4.COMPUTER IN (Mini D-sub) 5.3D SYNC 6.HDBaseT 7.DVI-D 8.VIDEO 9.SERVICE 10.HDMI 1 11.HDMI 2 / MHL 12.RS-232C 13.COMPUTER IN (5BNC) 14.AUDIO IN (L / R) 15.AUDIO OUT (L / R) 16.AUDIO IN 17.WIRED REMOTE 18.12V TRIGGER

• This projector is a CLASS 1 LASER PRODUCT (IEC/EN 60825-1:2014). (CLASS 3R LASER PRODUCT (IEC/EN 60825-1:2007) for the U.S.A. and Canada)

LASER RADIATION AVOID DIRECT EYE EXPOSURE CLASS 3R LASER PRODUCT Wavelength: 450-460 nm Max. Pulse energy: 0.698 mJ Pulse duration: 1.34 ms IEC/EN 60825-1:2007	LASERSTRAHLUNG DIREKTE EXPOSITION DER AUGEN VERMEIDEN LASERPRODUKT DER KLASSE 3R Wellenlänge: 450-460 nm Max. Pulsenergie: 0.698 mJ Pulsdauer: 1.34 ms IEC/EN 60825-1:2007
RAYONNEMENT LASER EVITER D'EXPOSER DIRECTEMENT LENS YEUX PRODUIT LASER DE CLASSE 3R Longueur D'onde: 450-460nm Energie D'Impulsion Max.: 0.698 mJ Durée de L'Impulsion: 1.34 ms IEC/EN 60825-1:2007	

HITACHI

Hitachi America, Ltd., Digital Media Division
 Hitachi Home Electronics Asia (S) Pte. Ltd.
 Hitachi Sales (Malaysia) Sdn. Bhd.
 Hitachi Sales (Thailand), Ltd.
 Hitachi (Hong Kong), Ltd.
 Hitachi Sales Corp. of Taiwan
 Hitachi Australia Pty Ltd.
 Hitachi Europe Ltd., Digital Media Group Consumer Affairs Department
 Hitachi Maxell, Ltd.

2420 Fenton Street, Suite 200 Chula Vista, CA 91914, U.S.A. and Canada Tel: +1-800-225-1741 www.hitachi-america.us/digitalmedia
 438A Alexandra Road #01-01/02/03, Alexandra Technopark, 119967, Singapore Tel: +65-6536-2520 www.hitachiconsumer.com.sg
 Lot 12, Jalan Kemajuan, Bangi Industrial Estate, 43650 Bandar Baru Bangi, Selangor Darul Ehsan, Malaysia Tel: +60-3-8911-2670 www.hitachiconsumer.com.my
 994, 996 Soi Thonglor, Sukhumvit 55 Road, Klongtonnua, Vadhana Bangkok 10110, Thailand Tel: +66-2-335-5455 www.hitachi-th.com
 18th Floor, Ever Gain Centre, 28 On Muk Street, Shatin, N.T., Hong Kong Tel: +852-2113-8883 www.hitachi-hk.com.hk
 2nd Floor, No.65, Nanking East Road, Section 3, Taipei 104, Taiwan Tel: +886-2-2516-0500 www.hsct.com.tw
 Suite 801, Level 8, 123 Epping Road, North Ryde NSW 2113, Australia Tel: +61-2-9888-4100 www.hitachi.com.au
 Whitebrook Park, Lower Cookham Road, Maidenhead, Berkshire, SL6 8YA, UK Tel: +44-1628-585000 www.hitachidigitalmedia.com
 5030 Totsuka-cho, Totsuka-ku Yokohama, 244-0003, Japan http://www.hitachi.co.jp/proj/

June 2017

NM-E418 062017

LASER Projector

HITACHI
Inspire the Next



Equipped with a long-life laser light source. Projector capable of long continuous projection.



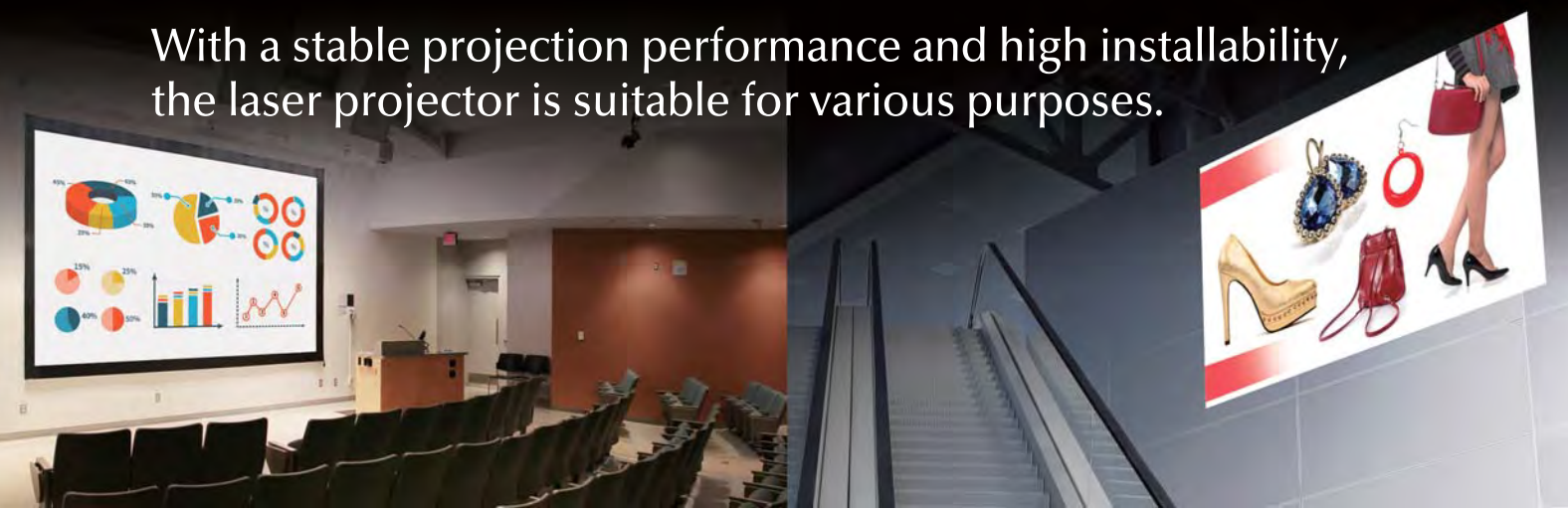
LP-WU6600



*Projected images are simulations

* Projector image with Standard Lens SD-63 mounted. * The lens of the projector is sold separately.

With a stable projection performance and high installability, the laser projector is suitable for various purposes.



LP-WU6600

WUXGA 6,000 lm

LASER Light Source



* Image with Standard Lens SD-63 mounted.
* The lens of the projector is sold separately.


HDMI HIGH-DEFINITION MULTIMEDIA INTERFACE HDBT MHL

Flexible Installation

360° Projection

This projector provides great installation flexibility as it can be installed at any angle*. By rotating the projector 90 degrees, you can project vertically long images (Portrait Projection).

*2 The life of optical parts may shorten if the projector is installed with the lens facing downward or the IO connector side upward.




Laser Power Level Control

Power of laser light source is controllable by every 1% step*3. It allows the brightness of projection image fits in the luminance environment and can save the power consumption.

This feature helps you to adjust the similar brightness of projectors in such the side-by-side projection.

*3 The adjustment range is 25 ~ 100% at Custom Light mode.



Tunes brightness of image according to surrounding environment

Matches brightness of images projected side by side

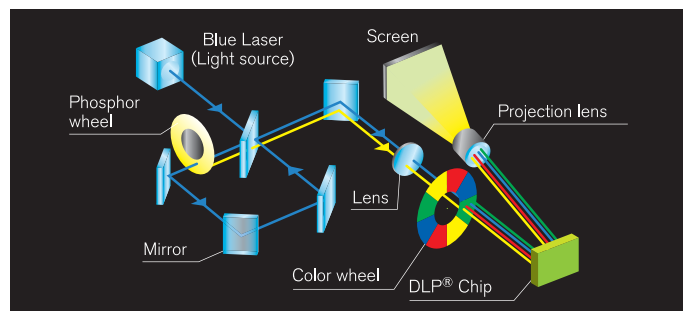
High Reliability and Stability

Long life 20,000 hours*1 Laser light source

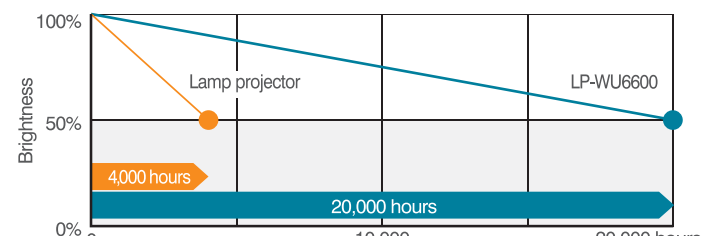
Light source combined Blue laser diodes and Phosphor can achieve 6,000 lumens. The projection image is bright, clear and vivid color. Since lamp exchange is unnecessary, maintenance cost is reduced. Furthermore, you do not need to worry about lamp life, and it is fit for digital signage purposes that require long hours of continuous projection. Because the product does not use mercury lamps, it is eco-friendly.

With an approximate light source life of 20,000 hours, the LASER projector series is suitable for venues such as museums, restaurants and digital signage.

*1 For Laser light source. Not a guaranteed value.



Brightness Deterioration Comparison between Hitachi projectors.




This graph is for illustrative purposes only. Compared with a 4,000-hour lamp projector.

Dust Resistant Optical Engine with Heat Pipe Cooling System

Reduces the invasion of dust and other particles in the air that decreases the brightness when they get attached to the optical parts. Reduces the decrease in brightness due to dust, resulting in a long lasting bright, clear, and vivid colored picture. Eliminates the intake filter and filter maintenance.

Achieved efficient cooling by adopting a heat pipe cooling system for the laser module. Contributes to the module's reliability due to its capabilities in reducing thermal stress.



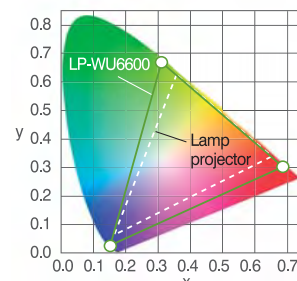
High Image Quality

Wide range of Color Reproduction

The color reproduction range is wide compared to lamp light projectors and projects brilliantly colored images.



Color Space Comparison between Hitachi projectors



DICOM® Simulation Mode

This mode is suitable for viewing grayscale medical images, such as X-rays, for training and educational purposes.



Normal Mode DICOM® Simulation Mode


This projector is not a medical device and is not compliant with the DICOM® standard, and neither the projector nor the DICOM® Simulation Mode should be used for medical diagnosis.

* Comparison photos are simulations.

Digital Connectivity

Equipped with HDBaseT™ input, capable of transmitting signals with no image degradation using standard LAN cables (Cat5e or higher, shielded type) of up to approx.100 m

This projector provides 4 digital inputs: HDBaseT, HDMI1/2, and DVI-D.



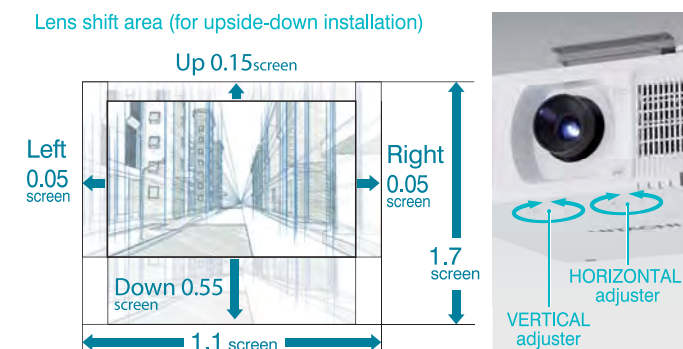
MHL® connectivity

The projector's HDMI2 input terminal supports the MHL (Mobile High-Definition Link). This feature allows you to mirror the screen of your MHL-enabled smartphone / tablet on a projected screen.



Lens Shift

Lens shift can adjust the position of image on the screen by turning the adjusters manually. This adjustment is useful to fit the image to the position without causing keystone distortion.



Interchangeable Lenses Options

Three lenses are available to match various screen size.

	Semi Short Throw Lens SL-62	Standard Lens SD-63	Long Throw Lens ML-64
Zoom ratio	1.18	1.25	1.5
Throw ratio	1.1 - 1.3	1.54 - 1.93	1.93 - 2.9
Projection distance for 100" screen *3	2.36 - 2.8m	3.32 - 4.16m	4.16 - 6.25m
Screen size (Diagonal)	35.8" ~ 379.8"	36.1" ~ 211"	32.1" ~ 481.1"
Weight	1.24kg	0.40kg	0.45kg
Lens shift	Vertical *4 Horizontal	-15% / +55% ±5%	-15% / +55% ±5%

*3 Screen to projector's screen-side surface.

*4 Upside down at ceiling mount position. "+" means that the screen shifts downwards.

Other Features

Color management · Remote Control with ID function · Wired Remote Control · Closed Caption · Built-in Speaker · Horizontal / Vertical Keystone Correction · Digital Zoom · Direct Power On/Off · Sleep Timer · Auto Power Off · Security Lock · Keypad Lock · Web Browser Control

*Projected images are simulations.