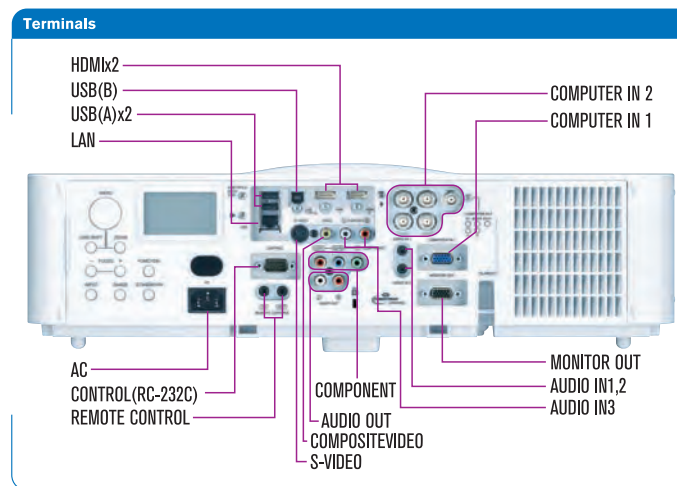



→ CP-X8170  
CP-WX8265  
CP-WU8460

## LCD Projectors

Specifications			
Model name	CP-X8170	CP-WX8265	CP-WU8460
Product name	Liquid crystal projector		
Liquid Crystal Panel	786,432 pixels (1024horizontal x 768vertical)	1,024,000 pixels (1280horizontal x 800vertical)	2,304,000 pixels (1920horizontal x 1200vertical)
Lamp	365W UHP		
Light output (brightness)	7000lm	6500lm	6000lm
Contrast ratio (Presentation mode)	3000:1		
Power supply /Rated current	AC100-120 V: 5.1 A, AC220-240 V: 2.5 A		
Power consumption	AC100-120 V: 500 W, AC220-240 V: 480 W		
Temperature range	0 ~ 45 °C (Operating) *When the projector is used at high altitudes, the service life of the optical components may be reduced by peripheral temperatures of over about 40°C. It is recommended to reduce the temperature as far as possible.		
Dimensions(WxHxD)	498 x 135 x 396mm(19.6" x 5.3" x 15.6" )		
Weight (mass)	approx. 8.8kg(19.4lbs)		
Ports	COMPUTER IN 1 COMPUTER IN 2 (H, V, G/Y, B/Cb/Pb, R/Cr/Pr) HDMI 1 HDMI 2 MONITOR OUT COMPONENT (Y, Cb/Pb, Cr/Pr) S-VIDEO VIDEO AUDIO IN 1 AUDIO IN 2 AUDIO IN 3 (L, R) AUDIO OUT (L, R) USB TYPE A USB TYPE B CONTROL LAN REMOTE CONTROL IN REMOTE CONTROL OUT	D-sub 15 pin mini jack x1 BNC jack x5 HDMI connector x1 HDMI connector x1 D-sub 15 pin mini jack x1 RCA jack x3 Mini DIN 4 pin jack x1 RCA jack x1 3.5 mm (stereo) mini jack x1 3.5 mm (stereo) mini jack x1 RCA jack x2 RCA jack x2 USB type A connector x2 USB type B connector x1 D-sub 9 pin plug x1 RJ45 jack x1 3.5 mm (stereo) mini jack x1 3.5 mm (stereo) mini jack x1	
Optional parts	Lamp: DT01471 Filter set: UX38242 Lens unit: FL-701 (Fixed short throw lens) SL-702 (Short throw lens) ML-703 (Middle throw lens) LL-704 (Long throw lens) UL-705 (Ultra long throw lens) Mounting accessory: HAS-8150 (Bracket for fixing mount) HAS-204L (Standard adaptor for fixing mount) HAS-304H (Long adaptor for fixing mount) USB wireless adapter: USB-WL-11N * For more information, please consult your dealer.		



Environment	
► Compliance with EU Directive RoHS <sup>*1</sup>	
► Reduction of resin usage in production	Use of hot runners in molds for making upper housing in order to reduce mill ends.
► Reduction of CO <sub>2</sub> emissions	Carton volume has been cut down to 72% <sup>*2</sup> , reducing CO <sub>2</sub> emissions during transport.
► Power saving mode engaged during standby	
► Eco mode	Eco mode provides power saving.

\*1 RoHS is the acronym of "Directive 2011/65/EU of the European Parliament and of the Council of 8 June 2011 on the restriction of the use of certain hazardous substances in electrical and electronic equipment".  
\*2 Compared to Hitachi CP-X615 network capable projector on the basis of one carton box.

—Design and specifications are subject to change without notice.

- The projected images and comparison photos in this catalog are simulations.
- LCD panels, polarizers and other optical components and cooling fans may need replacement after prolonged usage. For more details, please consult a Hitachi sales representative.
- Do not use in places where there is a lot of water, dampness, steam, dust, soot or tobacco smoke. This may result in fire or malfunction.
- Optical components (lamp, LCD panel, polarizing plate, PBS [polarizer beam splitter]) have limited service lives. They must be repaired or replaced if they are used for a long period of time.
- These projectors use a mercury lamp with high internal pressure. Because of its properties, this lamp may burst with a loud noise or burn out if struck or after it has been used for a period of time. The time until it bursts or burns out varies greatly according to differences between lamps and usage conditions. Turning the lamp's power on and off frequently shortens its service life.
- Optical components other than the lamp: If the projector is used for six hours or more per day, they may need to be replaced in less than a year.
- LCD panel: If the projector is used continuously for six hours or more, its replacement cycle may be shortened.
- Do not turn projector on again for ten minutes after shutdown. Neglect can shorten the lifetime or the lamp. During use and immediately after use, do not touch anywhere near the lamp and the vents as these parts are extremely hot.
- Windows®, Windows Vista® and Internet Explorer® are trademarks, or registered trademarks of Microsoft Corporation in the United States and/or other countries.
- Pentium® is trademark of Intel Corporation in the U.S. and/or other countries.
- Creston® and Creston RoomView® are registered trademarks of Creston Electronics, Inc. in the United States and other countries.
- HDMI, the HDMI Logo, and High-Definition Multimedia Interface are trademarks or registered trademarks of HDMI Licensing LLC in the United States and other countries.
- All other trademarks are the properties of their respective owners.
- DICOM is the registered trademark of the National Electrical Manufacturers Association for its standards publications relating to digital communications of medical information.



## HITACHI

Hitachi America, Ltd., Digital Media Division 900 Hitachi Way, Chula Vista, CA 91914-3556, U.S.A. and Canada Tel: +1-800-225-1741 www.hitachi-america.us/digitalmedia  
 Hitachi Home Electronics Asia (S) Pte. Ltd. 438A Alexandra Road #01-01/02/03, Alexandra Technopark, 119967, Singapore Tel: +65-6536-2520 www.hitachiconsumer.com.sg  
 Hitachi Sales (Malaysia) Sdn. Bhd. Lot 12, Jalan Kemajuan, Bangi Industrial Estate, 43650 Bandar Baru Bangi, Selangor Darul Ehsan, Malaysia Tel: +60-3-8911-2670 www.hitachiconsumer.com.my  
 Hitachi Sales (Thailand), Ltd. 994, 996 Soi Thonglor, Sukhumvit 55 Road, Klongtonnua, Vadhana Bangkok 10110, Thailand Tel: +66-2335-5455 www.hitachi-th.com  
 Hitachi (Hong Kong), Ltd. 18th Floor, Ever Gain Centre, 28 On Muk Street, Shatin, N.T., Hong Kong Tel: +852-2113-8883 www.hitachi-hk.com.hk  
 Hitachi Sales Corp. of Taiwan 2nd Floor, No.65, Nanking East Road, Section 3, Taipei 104, Taiwan Tel: +886-2-2516-0500 www.hsct.com.tw  
 Hitachi Australia Pty Ltd. Suite 801, Level 8, 123 Epping Road, North Ryde NSW 2113, Australia Tel: +61-2-9888-4100 www.hitachi.com.au  
 Hitachi Europe Ltd, Digital Media Group Consumer Affairs Department Whitebrook Park, Lower Cookham Road, Maidenhead, Berkshire, SL6 8YA, UK Tel: +44-1628-585000 www.hitachidigitalmedia.com

NM-E384 032013

# LCD Projectors

**HITACHI**  
Inspire the Next



CP-X8170  
CP-WX8265  
CP-WU8460

# Providing advanced functions and flexible installation features



\*Projected images are simulations

# Sharpness

← ON OFF →



## ACCENTUALIZER Clear pictures even in bright rooms

Hitachi has developed "ACCENTUALIZER" technology to project clear pictures even in bright rooms!! This technology makes pictures look more real by enhancing (1)Sharpness, (2)Gloss and (3) Shade to make pictures as clear as pictures on a flat-panel device. You can also adjust the effects by three levels according to your surroundings so that the colors of projected images are the actual colors of the objects they represent.



1 2 3



# Shade

← ON OFF →




# Gloss

← ON OFF →



### Superior Lens Shift

Superior Lens Shift lets you choose the most convenient installation location, even for large spaces.




### Variety of Lens Options

Four optional lenses are available in addition to the standard lens. You can choose the most appropriate lens for a wide range of projection distances.



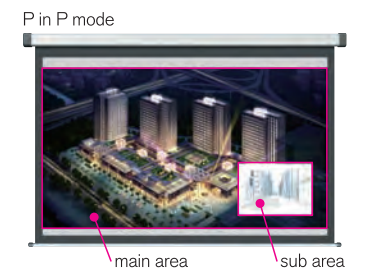
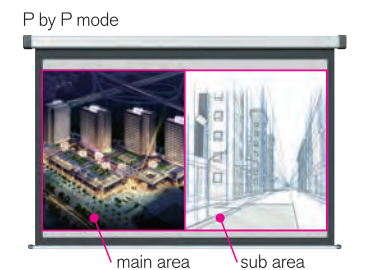
### 360 Degree Installation

A major advantage that these projectors provide is 360-degree installation, making it possible to use them effectively in various types of spaces.

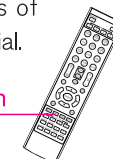


### P by P / P in P Functions

Images from two input signals can be projected on one screen at the same time. Picture by Picture (P by P) enables you to compare two images side by side. Picture in Picture (P in P) enables you to display one image within another image. These functions are handy when you need to compare two sets of data or other material.



**PbyP** PbyP button



# Superior functionality found in a slim body design



**CP-X8170**  
XGA 7000lm



**CP-WX8265**  
WXGA 6500lm



**CP-WU8460**  
WUXGA 6000lm

Center Lens Design



135mm(5.3")Height



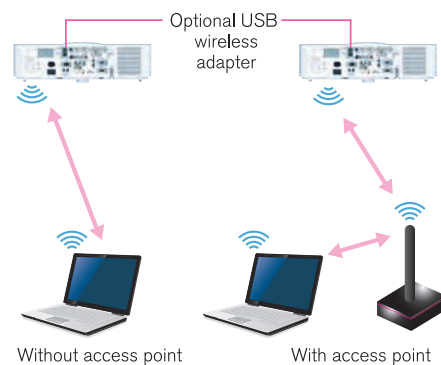
2 HDMI® Digital Inputs

The two HDMI inputs allow digital connection via a single cable, for video and audio from various types of equipment. You can enjoy high picture quality and high sound quality for a wide range of uses.

## Advanced Network Functions\*1

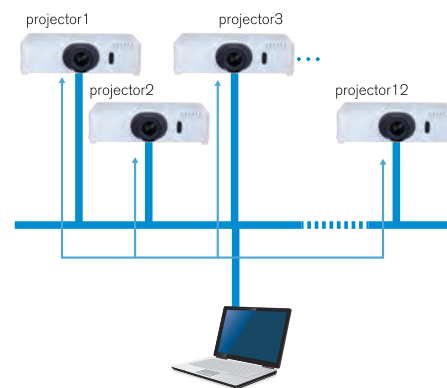
### Wireless Capability

You can use a wireless network by connecting the projector to a computer using the Optional USB wireless adapter. The adapter supports IEEE802.11b/g/n. Use the adapter cover to prevent the USB wireless adapter from coming off easily.



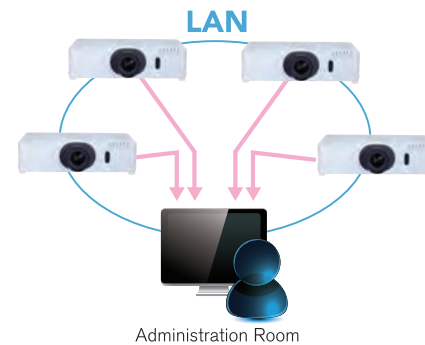
### Multi Projector\*2\*3

You can project the same image from up to 12\*4 projectors simultaneously. This is useful for meetings and lectures in large venues where a single screen would not be sufficient.



### Convenient Networking

Embedded networking gives you the ability to manage and control multiple projectors over your LAN with Centralized Reporting, Scheduling, E-mail Alerts, and My Image (Image Transfer)



### Smart Device Control

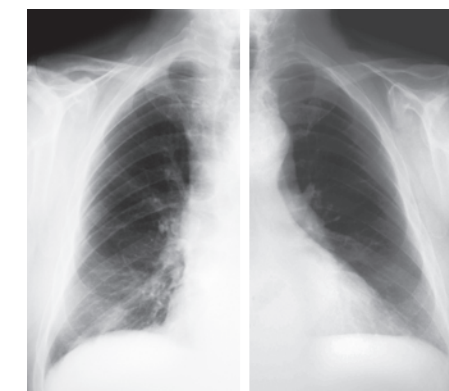
Plugging the USB wireless adapter to the projector and using the dedicated application developed by Hitachi, projectors can be controlled from a tablet or smartphone.

\* See the Hitachi website for details  
[http://www.hitachi.co.jp/proj/en/apps/pj\\_connection.html](http://www.hitachi.co.jp/proj/en/apps/pj_connection.html)

### DICOM® Simulation Mode

The DICOM (Digital Imaging and Communications in Medicine) Simulation Mode projects grayscale images which approximate DICOM Part 14 specifications. This mode is ideal for viewing grayscale medical images, such as X-rays, for training and educational purposes.

The projectors have a DICOM (Digital Imaging and Communications in Medicine) Simulation Mode. This mode simulates the DICOM standard, which is a standard applicable to digital communications in medicine, and is useful for displaying medical images such as X-rays. These projectors are not medical devices and are not compliant with the DICOM standard, and neither the projector nor the DICOM Simulation Mode should be used for medical diagnosis. Comparison photos are simulations.



Standard Mode

DICOM Simulation Mode

### Status Monitor

The Status Monitor is a sub-LCD located on the rear panel of the CP-WU8460, CP-X8170 and CP-WX8265. It displays the present condition of the projector, including errors, setup information and error history.

#### Real time monitoring

• Lamp time • Filter time • Projector usage time • IP Address



#### Error and alarm message

• Cover error • Lamp error  
• Temperature error  
• Filter cleaning time and more...

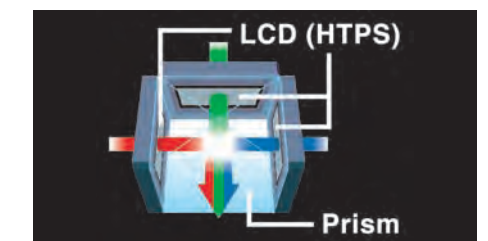
### Instant Stack

Instant Stack lets you place one projector beside another to project the same image from both onto a screen for added brightness. Overlaying the image is made easier with built-in tools including RS-232C control, Perfect Fit and Lens Shift.

\* When stacking projectors, there are various cautions and function limitations you should be aware of. Please ask your dealer for details.

### 3 LCD Chips with Inorganic Alignment Layers

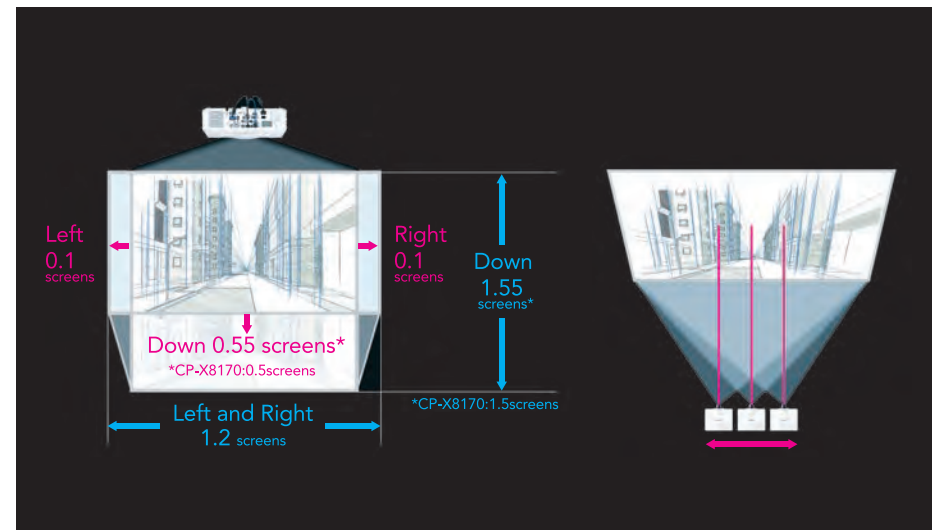
These projectors incorporate three LCD panels with inorganic alignment layers that are extremely light resistant, increasing brightness and contrast ratio. They ensure smooth images and high reliability.



\*1 Video transfer through network may not be supported depending on the combination of computer hardware and software. For projecting video sources, video/computer cable is preferable. \*2 This function will be provided later by a software update from the website <http://www.hitachi-america.us/digitalmedia> \*3 To secure better performance, a wired network is preferable. \*4 Video transfer speed may vary depending on number of projectors connected.

**Hardware and software requirements for network capability OS:** One of the following. Windows® XP Home Edition/Professional Edition (32bit version only), Windows Vista® Home Basic/Home Premium/Business/Ultimate/Enterprise, Windows® 7 Starter/Home Basic/Home Premium/Professional/Ultimate/Enterprise **CPU:** Pentium®4 (2.8GHz or higher) **Graphic card:** 16bit, XGA or higher (When using the "Live Viewer" it is recommended that the display resolution of your computer be set to 1024x768.) **Memory:** 512 MB or higher **Hard disk space:** 100MB or higher **Web browser:** Internet Explorer®6.0 or higher **CD-ROM drive**  
\*If many computers are connected to the network or the connected computer is under excessive load, higher specifications may be required.

# Flexible installation allows use in a wide range of spaces



## Lens Shift and Motorized Lens

Lens Shift lets you install your projectors in a wide range of spaces. The projectors can cover a total range of 1.2 screen areas horizontally and 1.55 screen (CP-WU8460, CP-WX8265)/1.5 screen (CP-X8170) areas vertically. With ceiling installation, they can shift left or right by 0.1 of the screen's width and down by 0.55 (CP-WU8460, CP-WX8265)/0.5 (CP-X8170) of the screen's height. In addition, with motorized settings including optical lens shift, zoom, and focus adjustments, you can adjust these settings from a distance by simply using the remote control.

## Lens Memory

Lens Memory lets you store up to three patterns of settings for Lens Shift positions. This eliminates the need to make adjustments for settings, so you can quickly begin projection with the proper settings.

## WUXGA High Resolution

The CP-WU8460 offer native resolution of WUXGA (1920 x 1200), which is even higher than full high-definition.

## 360 Degree Installation

With 360-degree vertical adjustment capability, these projectors offer superior installation flexibility. They can be installed on either the floor or ceiling of a store or event facility, ensuring maximum visibility of the projected images.

## Maintenance



## Easy Maintenance

The lamp door and the filter cover are located on both sides, facilitating maintenance and replacement when the projector is installed on the ceiling.

## 3-Layer High Performance Filter

These projectors use a 3-layer high performance filter that has two layers of unwoven cloth and an HAF (high air flow) filter. The filter can last up to 20,000 hours\* without cleaning, reducing maintenance time.  
\*Varies according to usage environment.

## More Convenient Features

- Mechanical Shade
- Operating Altitude: 0-3,048m (0-10,000ft)
- Low Noise of 33dB<sup>1,2</sup> (Eco Mode)
- PC-Less Presentation
- Display via USB
- Template Function<sup>3</sup>
- Closed Caption
- Auto Vertical Keystone Correction
- Compatible with AMX Device Discovery
- Compatible with Crestron RoomView®
- VESA Compatible Ceiling Mount Screw Holes

<sup>1</sup>Typical, Tested in 23°C environmental conditions.  
<sup>2</sup>Applicable to CP-X8170, CP-WX8265. Noise level in Eco Mode of the following models is 33dB: CP-WX8265, CP-X8170.  
<sup>3</sup>Patent pending

# 4 Optional Lenses and 1 Standard Lens

Projection distances for standard lens and optional lenses when projecting onto a 100" screen.



## ML-703

### Standard Lens

Middle throw lens  
Zoom: x2.0

### Brightness

CP-X8170 : 7,000lm  
CP-WX8265 : 6,500lm  
CP-WU8460 : 6,000lm

### Projection distance

CP-X8170 : 3.1-6.2m(122"-242")  
CP-WX8265 : 3.3-6.5m(129"-257")  
CP-WU8460 : 3.2-6.4m(127"-252")



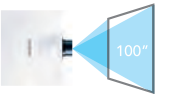
## FL-701

### Optional Lens

Fixed short throw lens  
Zoom: Fixed

CP-X8170 : 7,000lm  
CP-WX8265 : 6,400lm  
CP-WU8460 : 6,000lm

CP-X8170 : 1.7m(67")  
CP-WX8265 : 1.8m(71")  
CP-WU8460 : 1.8m(71")



## SL-702

### Optional Lens

Short throw lens  
Zoom: x1.5

CP-X8170 : 7,300lm  
CP-WX8265 : 6,600lm  
CP-WU8460 : 6,200lm

CP-X8170 : 2.5-3.7m(97"-145")  
CP-WX8265 : 2.6-3.9m(102"-154")  
CP-WU8460 : 2.5-3.8m(100"-151")



## LL-704

### Optional Lens

Long throw lens  
Zoom: x1.7

CP-X8170 : 6,900lm  
CP-WX8265 : 6,200lm  
CP-WU8460 : 6,000lm

CP-X8170 : 5.9-10.0m(231"-392")  
CP-WX8265 : 6.2-10.5m(244"-415")  
CP-WU8460 : 6.1-10.3m(240"-407")



## UL-705

### Optional Lens

Ultra long throw lens  
Zoom: x1.7

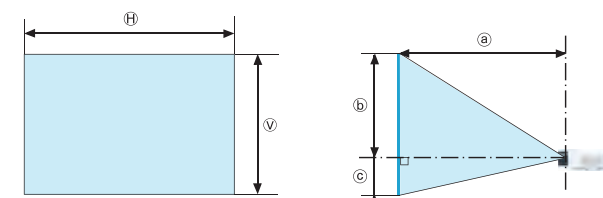
CP-X8170 : 7,000lm  
CP-WX8265 : 6,500lm  
CP-WU8460 : 6,000lm

CP-X8170 : 10.0-16.9m(393"-667")  
CP-WX8265 : 10.5-17.9m(415"-705")  
CP-WU8460 : 10.3-17.6m(407"-691")



The projectors provide four optional lenses in addition to the standard lens, allowing you to choose one to easily match your installation environments. For example, by making use of four types of lenses, projection onto a 100" screen can be achieved from a distance of anywhere from 1.8(71" fixed) and 2.5 to 17.6 meters (100"-691") with the CP-WU8460, 1.8(71" fixed) and 2.6 to 17.9 meters (102"-705") with the CP-WX8265, 1.7(67" fixed) and 2.5 to 16.9 meters (97"-667") with the CP-X8170.

## Projection Distance



H x V : Screen size  
a : Projection distance (from the front of the projector unit)  
b, c : Screen height

## WXGA CP-X8170 with ML-703

(1024X768) (±10%)

Screen type	4:3						16:9													
	Screen size		Projection distance		Screen height		Screen size		Projection distance		Screen height									
	H	v	a min	a max	b	c	H	v	a min	a max	b	c								
80	1.6	1.2	2.5	98	4.9	194	122	48	0	0	1.8	1.0	2.7	106	5.4	211	116	46	-17	-7
90	1.8	1.4	2.8	110	5.5	218	137	54	0	0	2.0	1.1	3.0	120	6.0	238	131	51	-19	-7
100	2.0	1.5	3.1	122	6.2	242	152	60	0	0	2.2	1.2	3.4	133	6.7	264	145	57	-21	-8
150	3.0	2.3	4.6	183	9.2	363	229	90	0	0	3.3	1.9	5.1	199	10.0	396	218	86	-31	-12
200	4.1	3.0	6.2	244	12.3	484	305	120	0	0	4.4	2.5	6.7	266	13.4	527	291	114	-42	-16
250	5.1	3.8	7.7	305	15.4	605	381	150	0	0	5.5	3.1	8.4	332	16.7	659	363	143	-52	-20
300	6.1	4.6	9.3	366	18.4	725	457	180	0	0	6.6	3.7	10.1	398	20.1	790	436	172	-62	-25
600	12.2	9.1	18.6	731	36.8	1450	914	360	0	0	13.3	7.5	20.2	796	40.1	1580	872	343	-125	-49

## WXGA CP-WX8265 with ML-703

(1280X800) (±10%)

Screen type	16:10						4:3													
	Screen size		Projection distance		Screen height		Screen size		Projection distance		Screen height									
	H	v	a min	a max	b	c	H	v	a min	a max	b	c								
80	1.7	1.1	2.6	104	5.2	206	120	47	-12	-5	1.6	1.2	3.0	117	5.9	233	135	53	-14	-5
90	1.9	1.2	3.0	117	5.9	231	135	53	-13	-5	1.8	1.4	3.4	132	6.6	262	152	60	-15	-6
100	2.2	1.3	3.3	129	6.5	257	150	59	-15	-6	2.0	1.5	3.7	147	7.4	291	169	67	-17	-7
150	3.2	2.0	4.9	194	9.8	385	224	88	-22	-9	3.0	2.3	5.6	220	11.1	436	254	100	-25	-10
200	4.3	2.7	6.6	259	13.0	513	299	118	-30	-12	4.1	3.0	7.4	293	14.7	580	339	133	-34	-13
250	5.4	3.4	8.2	323	16.3	641	374	147	-37	-15	5.1	3.8	9.3	366	18.4	725	423	167	-42	-17
300	6.5	4.0	9.8	388	19.5	769	449	177	-45	-18	6.1	4.6	11.1	439	22.1	870	508	200	-51	-20
600	12.9	8.1	19.7	775	39.0	1537	897	353	-90	-35	12.2	9.1	22.3	877	44.2	1740	1016	400	-102	-40

## WUXGA CP-WU8460 with ML-703

(1920X1200) (±10%)

Screen type	16:10						4:3													
	Screen size		Projection distance		Screen height		Screen size		Projection distance		Screen height									
	H	v	a min	a max	b	c	H	v	a min	a max	b	c								
80	1.7	1.1	2.6	101	5.1	202	120	47	-12	-5	1.6	1.2	2.9	115	5.8	228	135	53	-14	-5
90	1.9	1.2	2.9	114	5.8	227	135	53	-13	-5	1.8	1.4	3.3	129	6.5	256	152	60	-15	-6
100	2.2	1.3	3.2	127	6.4	252	150	59	-15	-6	2.0	1.5	3.6	143	7.2	285	169	67	-17	-7
150	3.2	2.0	4.8	190	9.6	377	224	88	-22	-9	3.0	2.3	5.5	215	10.8	427	254	100	-25	-10
200	4.3	2.7	6.4	253	12.8	503	299	118	-30	-12	4.1	3.0	7.3	286	14.5	569	339	133	-34	-13
250	5.4	3.4	8.0	316	16.0	628	374	147	-37	-15	5.1	3.8	9.1	358	18.1	711	423	167	-42	-17
300	6.5	4.0	9.6	379	19.1	754	449	177	-45	-18	6.1	4.6	10.9	429	21.7	853	508	200	-51	-20
600	12.9	8.1	19.3	758	38.3	1507	897	353	-90	-35	12.2	9.1	21.8	859	43.3	1706	1016	400	-102	-40