



LCD Projectors

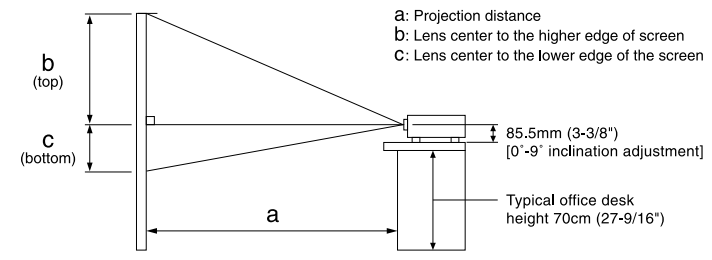
CP-X705
4,500 ANSI Lumens

CP-X807
5,000 ANSI Lumens



SPECIFICATIONS

	CP-X705	CP-X807
Model name	CP-X705	CP-X807
Liquid crystal panel structure	0.8" polysilicon active-matrix TFT x 3	0.8" polysilicon active-matrix TFT x 3
Number of pixels	786,432 pixels (V768 x H1,024)	786,432 pixels (V768 x H1,024)
Resolution	1,024 x 768 color pixels	1,024 x 768 color pixels
Lens	Manual zoom (F=1.7-1.9) 1:1.2	Manual zoom (F=1.7-1.9) 1:1.2
Lamp	275W UHB	275W UHB
Brightness	4,500 ANSI Lumens	5,000 ANSI Lumens
Contrast ratio	1000:1 (Iris-ON)	1000:1 (Iris-ON)
Speakers	4W x 4 SRS WOW technology	4W x 4 SRS WOW technology
Keystone correction	Auto vertical and manual horizontal Keystone	Auto vertical and manual horizontal Keystone
Power supply	AC100-120V/AC220-240V	AC100-120V/AC220-240V
Operating temperature	5-35°C (41-95°F)	5-35°C (41-95°F)
Input signals	RGB input	VGA, SVGA, XGA, SXGA, UXGA, MAC16"
	Video input	NTSC, NTSC4:43, PAL, SECAM, M-PAL, N-PAL, HDTV: 750p (720p), 1125i (1080i) SDTV: 525i (480i), 525p (480p), 625i (576i)
Input/output terminals	Video input	S-Video: Jack x 1, Composite video: RCA jack x 1, Component video: RCA jack x 3
	Audio input	RCA jack x 2 (L/R), Stereo-mini jack x 2
	RGB input	Analog RGB: 15-pin Mini-Dsub x 1, BNC x 1, HDMI (digital RGB) x 1
	Audio output	Stereo-mini jack x 1
	RGB output	Analog RGB: 15-pin Mini-Dsub x 1
Wind remote control port	Yes	Yes
	Control and mouse	9-pin Dsub x 1 for RS232C, USB type B x 1 for mouse control
	PC-less presentation	-
	Wireless network	-
Wired network (LAN)	RJ-45 x 1	RJ-45 x 1
	UL60950-1/C-UL, FCC Part 15, Class B, AS/NZS CISPR22 Class B, CE, EN61000-3-2, EN61000-3-3, EN55022, EN55024, EN60950-1	UL60950-1/C-UL, FCC Part 15, Class B, AS/NZS CISPR22 Class B, CE, EN61000-3-2, EN61000-3-3, EN55022, EN55024, EN60950-1
Dimensions (WxHxD)	418 x 138 x 319mm (16.49" x 5.47" x 12.56") [excl. protruding part]	418 x 138 x 319mm (16.49" x 5.47" x 12.56") [excl. protruding part]
Weight	7.1kg (15.6 lbs.)	7.1kg (15.6 lbs.)
Standard accessories	Computer cable, Power cord, Remote control, Batteries, Security label, User's Manual, Lens cap, Strap	Computer cable, Power cord, Remote control, Batteries, Security label, Application software CD, SD slot cover lock, User's Manual, Lens cap, Strap



Projection Distance of Standard Lens (LENS TYPE 1)

Screen Size (inch) (4:3 Screen)	a		b		c	
	min.	max.	1:1	0:1	1:1	0:1
30	0.9m (35")	1.1m (42")	23cm (9")	41cm (16")	23cm (9")	5cm (2")
40	1.2m (47")	1.4m (57")	30cm (12")	55cm (22")	30cm (12")	6cm (2")
60	1.8m (71")	2.2m (86")	46cm (18")	82cm (32")	46cm (18")	9cm (4")
70	2.1m (83")	2.6m (100")	53cm (21")	96cm (38")	53cm (21")	11cm (4")
80	2.4m (96")	2.9m (115")	61cm (24")	110cm (43")	61cm (24")	12cm (5")
90	2.7m (108")	3.3m (130")	69cm (27")	123cm (49")	69cm (27")	14cm (5")
100	3.0m (120")	3.7m (144")	76cm (30")	137cm (54")	76cm (30")	15cm (6")
120	3.7m (144")	4.4m (174")	91cm (36")	165cm (65")	91cm (36")	18cm (7")
150	4.6m (181")	5.5m (217")	114cm (45")	206cm (81")	114cm (45")	23cm (9")
200	6.1m (241")	7.4m (291")	152cm (60")	274cm (108")	152cm (60")	30cm (12")
250	7.7m (302")	9.2m (364")	191cm (75")	349cm (135")	191cm (75")	38cm (15")
300	9.2m (363")	11.1m (437")	229cm (90")	411cm (162")	229cm (90")	46cm (18")
350	10.8m (424")	13.0m (510")	267cm (105")	480cm (189")	267cm (105")	53cm (21")

OPTION LENSES

Projection Distance of Optional Lens 1 (Fixed Short Lens) FL-601 (LENS TYPE 2)

Screen Size (inch) (4:3 Screen)	a		b		c	
	min.	max.	1:1	10:0	1:1	10:0
40	0.6m (24")	30cm (12")	30cm (12")	30cm (12")	0cm (0")	0cm (0")
60	0.9m (37")	46cm (18")	46cm (18")	46cm (18")	0cm (0")	0cm (0")
70	1.1m (43")	53cm (21")	53cm (21")	53cm (21")	0cm (0")	0cm (0")
80	1.3m (50")	61cm (24")	61cm (24")	61cm (24")	0cm (0")	0cm (0")
90	1.4m (56")	69cm (27")	69cm (27")	69cm (27")	0cm (0")	0cm (0")
100	1.6m (63")	76cm (30")	76cm (30")	76cm (30")	0cm (0")	0cm (0")
120	1.9m (76")	91cm (36")	91cm (36")	91cm (36")	0cm (0")	0cm (0")
150	2.4m (95")	114cm (45")	114cm (45")	114cm (45")	0cm (0")	0cm (0")
200	3.3m (129")	152cm (60")	152cm (60")	152cm (60")	0cm (0")	0cm (0")
250	4.1m (161")	191cm (75")	191cm (75")	191cm (75")	0cm (0")	0cm (0")
300	4.9m (193")	229cm (90")	229cm (90")	229cm (90")	0cm (0")	0cm (0")
350	5.7m (226")	267cm (105")	267cm (105")	267cm (105")	0cm (0")	0cm (0")

Projection Distance of Optional Lens 3 (Long Lens) LL-603 (LENS TYPE 4)

Screen Size (inch) (4:3 Screen)	a		b		c	
	min.	max.	1:1	10:0	1:1	10:0
40	1.5m (60")	3.1m (122")	30cm (12")	61cm (24")	30cm (12")	0cm (0")
60	2.4m (93")	4.7m (185")	46cm (18")	91cm (36")	46cm (18")	0cm (0")
70	2.8m (109")	5.5m (216")	53cm (21")	107cm (42")	53cm (21")	0cm (0")
100	4.0m (157")	7.9m (311")	76cm (30")	152cm (60")	76cm (30")	0cm (0")
120	4.8m (190")	9.5m (374")	91cm (36")	183cm (72")	91cm (36")	0cm (0")
150	6.0m (236")	11.5m (453")	114cm (45")	229cm (90")	114cm (45")	0cm (0")
200	8.1m (319")	15.9m (626")	152cm (60")	305cm (120")	152cm (60")	0cm (0")
250	10.2m (400")	19.9m (783")	191cm (75")	381cm (150")	191cm (75")	0cm (0")
300	12.2m (480")	23.9m (941")	229cm (90")	457cm (180")	229cm (90")	0cm (0")
350	14.3m (561")	27.9m (1098")	267cm (105")	533cm (210")	267cm (105")	0cm (0")
400	16.3m (642")	31.9m (1256")	305cm (120")	610cm (240")	305cm (120")	0cm (0")
500	20.4m (803")	39.9m (1571")	381cm (150")	762cm (300")	381cm (150")	0cm (0")

Projection Distance of Optional Lens 2 (Short Lens) SL-602 (LENS TYPE 3)

Screen Size (inch) (4:3 Screen)	a		b		c	
	min.	max.	1:1	10:0	1:1	10:0
40	1.0m (38")	1.6m (62")	30cm (12")	61cm (24")	30cm (12")	0cm (0")
60	1.5m (58")	2.4m (94")	46cm (18")	91cm (36")	46cm (18")	0cm (0")
70	1.7m (68")	2.8m (110")	53cm (21")	107cm (42")	53cm (21")	0cm (0")
80	2.0m (78")	3.2m (126")	61cm (24")	122cm (48")	61cm (24")	0cm (0")
90	2.2m (88")	3.6m (143")	69cm (27")	137cm (54")	69cm (27")	0cm (0")
100	2.5m (98")	4.0m (158")	76cm (30")	152cm (60")	76cm (30")	0cm (0")
120	3.0m (118")	4.8m (191")	91cm (36")	183cm (72")	91cm (36")	0cm (0")
150	3.8m (148")	6.1m (239")	114cm (45")	229cm (90")	114cm (45")	0cm (0")
200	5.0m (199")	8.1m (319")	152cm (60")	305cm (120")	152cm (60")	0cm (0")
250	6.2m (249")	10.2m (400")	191cm (75")	381cm (150")	191cm (75")	0cm (0")
300	7.4m (291")	12.2m (480")	229cm (90")	457cm (180")	229cm (90")	0cm (0")
350	8.9m (349")	14.2m (561")	267cm (105")	533cm (210")	267cm (105")	0cm (0")

Projection Distance of Optional Lens 4 (Ultra Long Lens) UL-604 (LENS TYPE 5)

Screen Size (inch) (4:3 Screen)	a		b		c	
	min.	max.	1:1	10:0	1:1	10:0
40	3.1m (121")	6.0m (235")	30cm (12")	61cm (24")	30cm (12")	0cm (0")
60	4.7m (184")	9.0m (352")	46cm (18")	91cm (36")	46cm (18")	0cm (0")
70	5.5m (215")	10.5m (415")	53cm (21")	107cm (42")	53cm (21")	0cm (0")
100	7.9m (310")	15.1m (595")	76cm (30")	152cm (60")	76cm (30")	0cm (0")
120	9.5m (373")	18.2m (716")	91cm (36")	183cm (72")	91cm (36")	0cm (0")
150	11.9m (467")	22.8m (898")	114cm (45")	229cm (90")	114cm (45")	0cm (0")
200	15.8m (625")	30.4m (1196")	152cm (60")	305cm (120")	152cm (60")	0cm (0")
250	19.8m (782")	38.0m (1497")	191cm (75")	381cm (150")	191cm (75")	0cm (0")
300	23.9m (939")	45.6m (1797")	229cm (90")	457cm (180")	229cm (90")	0cm (0")
350	27.9m (1097")	53.3m (2097")	267cm (105")	533cm (210")	267cm (105")	0cm (0")
400	31.9m (1254")	60.9m (2396")	305cm (120")	610cm (240")	305cm (120")	0cm (0")
500	39.9m (1569")	76.2m (2999")	381cm (150")	762cm (300")	381cm (150")	0cm (0")

- Design and specifications are subject to change without notice.
- The screen and monitor images and comparison photos in this catalog are simulations.
- LCD panels, polarizers and other optical components and cooling fans may need replacement after prolonged usage. For more details, please consult a Hitachi sales representative.
- Do not use in places where there is a lot of water, dampness, steam, dust, soot or tobacco smoke. This may result in fire or malfunction.
- Optical components (lamp, LCD panel, polarizing plate, PBS [polarizer beam splitter], contrast-up film) have limited service lives. They must be repaired or replaced if they are used for a long period of time.
- These projectors use a mercury lamp with high internal pressure. Because of its properties, this lamp may burst with a loud noise or burn out if struck or after it has been used for a period of time. The time until it bursts or burns out varies greatly according to differences between lamps and usage conditions. Turning the lamp's power on and off frequently shortens its service life.
- Optical components other than the lamp: If the projector is used for six hours or more per day, they may need to be replaced in less than a year.
- LCD panel: If the projector is used continuously for six hours or more, its replacement cycle may be shortened.
- Do not turn projector on again for ten minutes after shutdown. Neglect can shorten the lifetime of the lamp. During use and immediately after use, do not touch anywhere near the lamp and the vents as these parts are extremely hot.
- Windows Vista is a trademark of Microsoft Corporation.
- HDMI, the HDMI logo and High-Definition Multimedia Interface are trademarks or registered trademarks of HDMI Licensing LLC.

HITACHI

Hitachi America, Ltd. Ubiquitous Platform System Division 900 Hitachi Way, Chula Vista, CA91914-3556, U.S.A.
 Tel: +1-800-HITACHI Fax: +1-619-591-5418 www.hitachi.us/digitalmedia

Hitachi Canada Ltd. 2495 Meadowpine Blvd. Mississauga, Ontario L5N6C3, Canada Tel: +1-905-821-4545 Fax: +1-905-821-1101 www.hitachi.ca

Hitachi Home Electronics Asia (S) Pte. Ltd. 438A Alexandra Road #01-01/02/03, Alexandra Technopark, Singapore 119967
 Tel: +65-6536-2520 Fax: +65-6536-2521 www.hitachiconsumer.com.sg

Hitachi Sales (Malaysia) Sdn. Berhad (11543-V) Lot 12, Jalan Kemajuan, Bangi Industrial Estate, 43650 Bandar Baru Bangi, Selangor Darul Ehsan, Malaysia.
 Tel: +60-3-8926-4168 Fax: +60-3-8926-3013 www.hitachiconsumer.com.my

Hitachi Sales (Thailand), Ltd. 994 Soi Thonglor, Sukhumvit 55 Road, Klongtonna, Vadhana Bangkok 10110, Thailand Tel: +66-2381-8381-98 Fax: +66-2381-0210/2381-0021

Hitachi (Hong Kong), Ltd. 18th Floor, Ever Gain Centre, 28 On Muk Street, Shatin, N.T., Hong Kong Tel: +852-2113-8883 Fax: +852-2783-4178 www.hitachi-hk.com.hk

Hitachi Sales Corp. of Taiwan 2nd Floor, No.65, Nanking East Road, Section 3, Taipei 104, Taiwan Tel: +886-2-2516-0500 Fax: +886-2-2516-1501

Hitachi Australia Pty Ltd. Level 3, 82 Waterloo Road, North Ryde, NSW 2113, Australia Tel: +61-2-9888-4100 Fax: +61-2-9888-4188 www.hitachi.com.au

Hitachi Europe Ltd. Whitebrook Park, Lower Cookham Road, Maidenhead, Berkshire, SL6 8YA, UK Tel: +44-1628-643000 Fax: +44-1628-643404 www.hitachidigitalmedia.com



HITACHI
Inspire the Next



For high quality presentations and lessons in mid to large-size spaces.



LCD Projectors
CP-X705
CP-X807

Advanced functions make these projectors effective for use in conference rooms, lecture halls and other mid to large-size spaces.

Convenient Ceiling Mounting:
Superior Maintainability

Excellent Performance:
High Quality Presentation
Capabilities

Easy Use Without Worry:
Higher Security and
Easier Operation

Convenient Ceiling Mounting: Superior Maintainability

Manual Lens Shift

The lens can be moved manually to shift the position of the image, which can be moved 9cm (3-9/16") to the left and right, and 50cm (19-11/16") up and down on a 70" screen. Fine adjustments after ceiling installation can be done with a screwdriver.



Easy Replacement of Lamp and Filter

The lamp cover is on the top of the projector and the filter is on the side. Even when mounted on the ceiling, the lamp or filter can be easily replaced. Maintenance is more convenient and faster.




Lamp door on top

Filter on side


High Performance Air Filter

The air filter uses Electret Air Filter charged fibers to efficiently filter out dust so performance does not suffer even in dusty environments.




Projector Monitoring and Control from a Remote Location*

One computer can monitor and control the functions of a single projector or as many LAN-connected projectors as are needed.



E-mail Alert*

The projector diagnoses possible trouble and sends an E-mail Alert to ten designated e-mail addresses.



Scheduling Function*

On/off timing can be set for automatic operation from a computer. For example, set power-on to coincide with the start of a lesson.



Still Image and Motion Image Transfer

By using the MIU Live Viewer software, the CP-X807 can transmit both moving and still images (no limitations on number) via wired LAN.

* The CP-X705 can transmit four still images.



Control and Monitoring via Web Browser

By inputting the projector's IP address into your browser, you can perform almost all functions from the menu without installing software, in both wired and wireless configurations.

* To use these functions, it is necessary to install dedicated software from the Web. See the owner's manual for details.

LCD Projectors
CP-X705
CP-X807



Excellent Performance: High Quality Presentation Capabilities

High Brightness of 5,000 ANSI Lumens*

The CP-X807 delivers extremely high brightness of 5,000 ANSI Lumens. In large conference rooms and lecture halls, it can project large screens that are sharp and easy to watch.

* CP-X705 achieves 4,500 ANSI Lumens.



Wireless Presentation and Multi-Screen for Conferences [CP-X807] Compatible with Windows Vista™

There's no need to connect the projector to a computer via a cable, making it much quicker to start presentations and lessons. In addition, images from four computers can be displayed at the same time by wireless control for more effective presentations. The Display User Name function in the Menu allows user names to be displayed for each computer, so it is easy to tell whose image is being displayed.

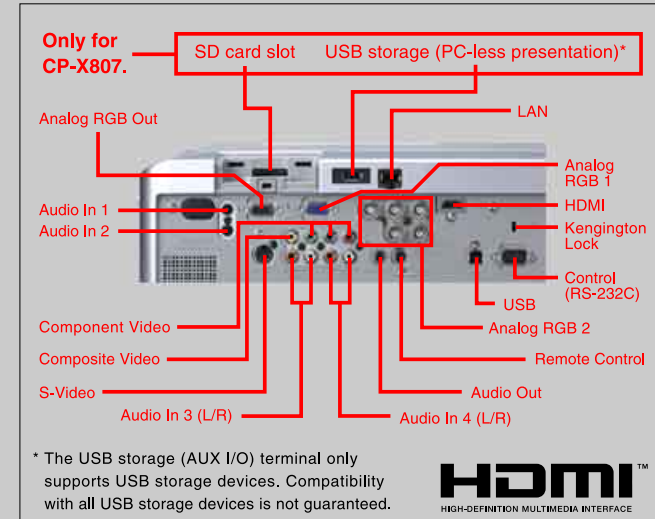


Cable connection unnecessary.

Four images on one screen.

Extensive Connectivity

Numerous input terminals allow connectivity with a variety of video sources. The HDMI terminal allows digital signals to be transmitted in the digital domain, providing images of beautiful quality. These projectors also have an SD card slot.



Quick Connection

Compatible with Windows Vista™

With the convenient MIU Live Viewer software, you can easily set up a wired or wireless environment.

• Windows Vista™ can only be used in manual mode.
• SD wireless card is an optional for the CP-X807.



Presenter Mode [CP-X807]

Compatible with Windows Vista™

When the projector is connected to multiple computers on a network, the output from one specific computer can be set as the projected image. Images from other computers will not be unexpectedly projected, so there is no chance of them interfering with the presentation.

High Image Quality

The CP-X807 and CP-X705 have a variety of functions to improve the images that they project. Thanks to Motion Adaptive Progressive Scan, 3:2 Pull Down, Noise Reduction, Equalizing Gamma and 3D Y/C Separation, you can even project moving pictures with beautiful clarity.

Active Iris

In addition to a high 1000:1 contrast ratio, these projectors feature an Active Iris that is automatically controlled to ensure best image contrast and depth perspective during both bright and dark scenes.



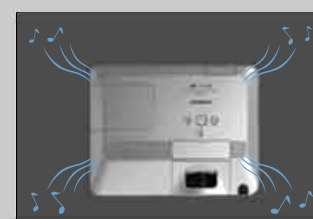
Bright scene

Dark scene

Built-in 16W Speakers SRS WOW™

The CP-X807/CP-X705 have four speakers (2-ch.) with a high output of 4W. You get 16W of total output without the need to connect external speakers. And thanks to SRS WOW™, the sound is both dynamic and clear.

* SRS WOW™ is a trademark of SRS Labs, Inc.




• To use Windows Vista™, it is necessary to download the latest software. Ask your dealer for details.
• There are limitations on some functions that can be used with Windows Vista™.

Easy Use Without Worry: Higher Security and Easier Operation

Hitachi Unique Technology Transition Detector Prevents Unauthorized Use

This Hitachi security function is engaged when the projector angle or setting are changed from the installed position. Even if someone takes it without authorization, that person cannot use it.



My Button Lets You Set Your Favorite Functions

To make operation even faster and more convenient, the projectors have two My Buttons. You can program these buttons with any command in the Select menu, giving you fast access to two often-used functions.



PIN Lock and My Screen PIN Lock

PIN Lock ensures that only those who know the PIN can use the projectors. My Screen PIN Lock locks in an image as the startup screen, such as a school name or company logo.



PIN Lock



My Screen PIN Lock

Daytime Mode

Projected images may sometimes be difficult to see under bright lighting. The Daytime Mode uses image quality correction technology to counter the effects of light, ensuring clear, vivid images.



Normal mode Daytime mode

Other Features

• Low Noise of 29dB Whisper Mode • PC-less Presentations Using Various Media (CP-X807) • Data Storage via a Network (CP-X807) • Blackboard or Whiteboard Modes • Input Source Naming • Auto Vertical and Manual Horizontal Keystone Correction • Resolution Preset and Custom Modes • 4-Second Quick Start • Direct Power On/Off • Automatic Time Adjustment • IR Remote Frequency Change • Serial No. Label on Side

Security Bar

An improved Security Bar allows easy attachment to a convenient place by a cable or chain. There is also a Kensington security slot for using a lock to attach a cable.

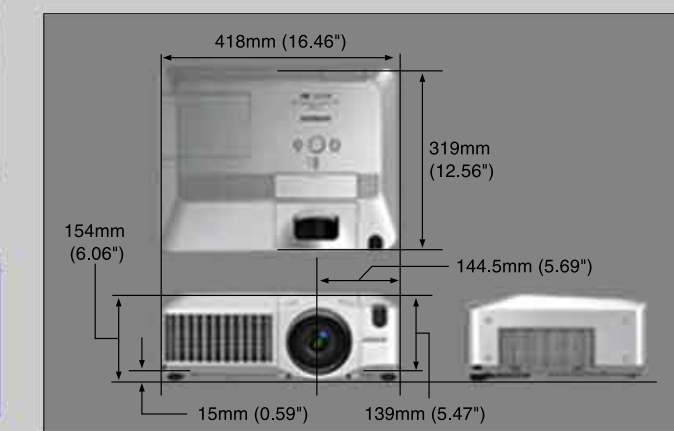


My Text

My Text lets you put text on the startup screen according to your needs, such as model name, serial number or location information.



CP-X705/CP-X807 Dimensions



Optional Lenses (Bayonet Type)

We provide a variety of optional lenses that can be selected according to specific requirements. The lenses are bayonet type, so they can be replaced easily.

