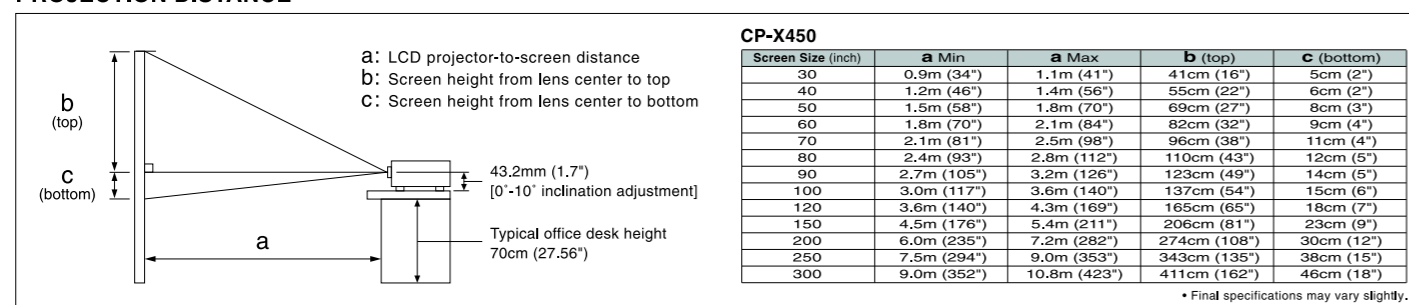


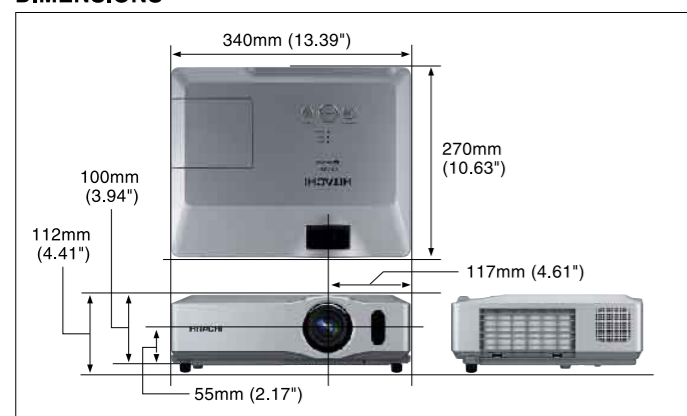
## SPECIFICATIONS

Model name	CP-X450	
Liquid crystal panel	0.63" polysilicon active-matrix TFT x 3	
Number of pixels	786,432 pixels (V768 x H1,024)	
Resolution	1,024 x 768 color pixels	
Lens	Manual zoom (F=1.6-1.8) 1:1.2	
Lamp	230W UHB	
Brightness	3,500 ANSI Lumens	
Contrast ratio	500:1	
Keystone correction	Auto Vertical Keystone	
Power supply	AC100-120V/AC220-240V	
Operating temperature	5-35°C (41-95°F)	
Input signals	Computer input	VGA, SVGA, XGA, SXGA, SXGA+, UXGA, MAC16"
	Video input	NTSC, NTSC4.43, PAL, SECAM, M-PAL, N-PAL HDTV: 750p (720p), 1125i (1080i) SDTV: 525i (480i), 525p (480p), 625i (576i)
Input/output terminals	Video input	S-Video: Jack x 1, Composite video: RCA jack x 1 Component video: RCA jack x 3
	Audio input	Stereo Mini jack x 2, RCA jack x 1 (L/R)
	Computer input	Analog RGB: 15-pin Mini-Dsub x 2
	Audio output	Stereo Mini jack x 1
	Monitor output	Analog RGB: 15-pin Mini -Dsub x 1
	Control and mouse	9-pin Dsub x 1 for RS232C, USB type B x 1 for mouse control
Agency certifications	UL/cUL, FCC Part15 class B, AS/NZS CISPR22 class B, CE	
Dimensions (WxHxD)	340 x 100 x 270mm (13.39" x 3.94" x 10.63") [excl. protruding part]	
Weight	3.5kg (7.7 lbs.)	
Standard accessories	Computer cable, Remote Control, Batteries, Lens cap, Strap, Soft case, Power cord, User's manual, Audio/video cable, Security label	

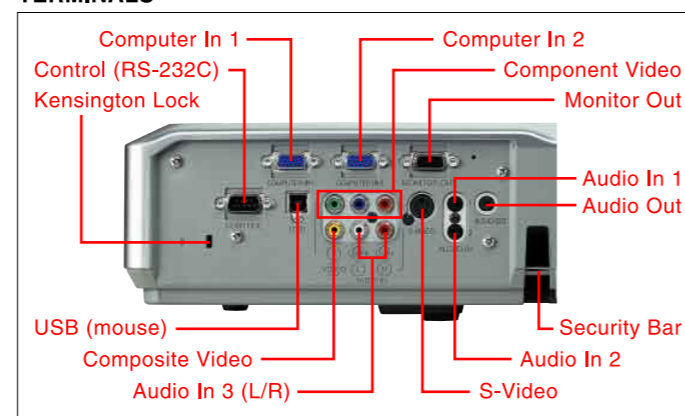
## PROJECTION DISTANCE



## DIMENSIONS



## TERMINALS



- Design and specifications are subject to change without notice.
- The screen and monitor images and comparison photos in this catalog are simulations.
- LCD panels, polarizers and other optical components and cooling fans may need replacement after prolonged usage. For more details, please consult a Hitachi sales representative.
- Do not use in places where there is a lot of water, dampness, steam, dust, soot or tobacco smoke. This may result in fire or malfunction.
- Optical components (lamp, LCD panel, polarizing plate, PBS [polarizer beam splitter], contrast-up film) have limited service lives. They must be repaired or replaced if they are used for a long period of time.
- These projectors use a mercury lamp with high internal pressure. Because of its properties, this lamp may burst with a loud noise or burn out if struck or after it has been used for a period of time. The time until it bursts or burns out varies greatly according to differences between lamps and usage conditions. Turning the lamp's power on and off frequently shortens its service life.
- Optical components other than the lamp: If the projector is used for six hours or more per day, they may need to be replaced in less than a year.
- LCD panel: If the projector is used continuously for six hours or more, its replacement cycle may be shortened.
- Do not turn projector on again for ten minutes after shutdown. Neglect can shorten the lifetime of the lamp. During use and immediately after use, do not touch anywhere near the lamp and the vents as these parts are extremely hot.



If you want to use multiple projectors in a school, here's good news: ***maintenance is easier and security is better than ever!***



# LCD Projector

# CP-X450

## HITACHI

**Hitachi America, Ltd. Ubiquitous Platform System Division** 900 Hitachi Way, Chula Vista, CA91914-3556, U.S.A.  
Tel: +1-800-HITACHI Fax: +1-619-591-5418 [www.hitachi.us/digitalmedia](http://www.hitachi.us/digitalmedia)

**Hitachi Canada Ltd.** 2495 Meadowpine Blvd. Mississauga, Ontario L5N6C3, Canada Tel: +1-905-821-4545 Fax: +1-905-821-1101 [www.hitachi.ca](http://www.hitachi.ca)

**Hitachi Home Electronics Asia (S) Pte. Ltd.** 438A Alexandra Road #01-01/02/03, Alexandra Technopark, Singapore 119967  
Tel: +65-6536-2520 Fax: +65-6536-2521 [www.hitachiconsumer.com.sg](http://www.hitachiconsumer.com.sg)

**Hitachi Sales (Malaysia) Sdn. Berhad** (11543-V) Lot 12, Jalan Kemajuan, Bangi Industrial Estate, 43650 Bandar Baru Bangi, Selangor Darul Ehsan, Malaysia.  
Tel: +60-3-8926-4168 Fax: +60-3-8926-3013 [www.hitachiconsumer.com.my](http://www.hitachiconsumer.com.my)

**Hitachi Sales (Thailand), Ltd.** 994 Soi Thonglor, Sukhumvit 55 Road, Klongtonna, Vadhana Bangkok 10110, Thailand  
Tel: +66-2381-8381-98 Fax: +66-2381-0210/2381-0021 [www.hitachi-th.com](http://www.hitachi-th.com)

**Hitachi (Hong Kong), Ltd.** 18th Floor, Ever Gain Centre, 28 On Muk Street, Shatin, N.T., Hong Kong Tel: +852-2113-8883 Fax: +852-2783-4178 [www.hitachi-hk.com.hk](http://www.hitachi-hk.com.hk)

**Hitachi Sales Corp. of Taiwan** 2nd Floor, No.65, Nanking East Road, Section 3, Taipei 104, Taiwan Tel: +886-2-2516-0500 Fax: +886-2-2516-1501 [www.hsct.com.tw](http://www.hsct.com.tw)

**Hitachi Australia Pty Ltd.** Level 3, 82 Waterloo Road, North Ryde, NSW 2113, Australia Tel: +61-2-9888-4100 Fax: +61-2-9888-4188 [www.hitachi.com.au](http://www.hitachi.com.au)

**Hitachi Europe Ltd.** Whitebrook Park, Lower Cookham Road, Maidenhead, Berkshire, SL6 8YA, UK Tel: +44-1628-643000 Fax: +44-1628-643404 [www.hitachidigitalmedia.com](http://www.hitachidigitalmedia.com)







## Maintenance

■ **Lamp Door on Top**  
Easy replacement when the projector is mounted on the ceiling.

■ **New Hybrid Filter**  
Filter maintenance frequency has been improved from every 400 hours to every 2,000 hours.



### Superior features that make easy maintenance possible.

Thanks to the Hybrid Filter, maintenance and cleaning are much less frequent, making longer operation possible. With the lamp door on the top and the filter cover on the side, maintenance and replacement of these parts can be done easily even in installed projectors.

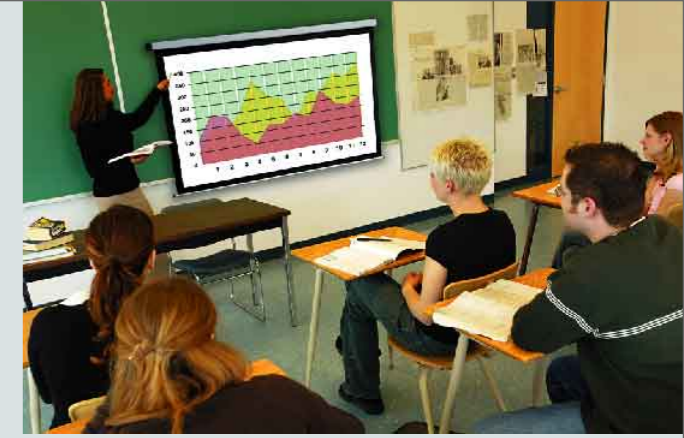


## Security

- Security Bar
- PIN Lock and My Screen PIN Lock
- Transition Detector



## LCD Projector CP-X450



### Versatile Security

#### ■ Improved Security Bar Prevents Theft

This projector has an improved Security Bar that provides a deeper space for heavy chains. It also has a Kensington security slot for using a lock to attach a cable. These security functions prevent theft when the projector is mounted on a ceiling or used on a cart-top.



#### ■ Limit Users with PIN Lock and My Screen PIN Lock

PIN Lock ensures that only those who know the PIN can use the projector. My Screen PIN Lock locks in a certain image as the startup screen. Using a school name or company logo, for example, makes it clear who owns the projector to prevent use by unauthorized persons.




PIN Lock



My Screen PIN Lock

#### ■ Transition Detector Prevents Unauthorized Use

Even if someone takes the projector without authorization, they cannot use it.



#### ■ My Text Function

My Text lets you put text on the startup screen according to your needs, such as model name, serial number or location information.



### Superior Usability

#### ■ 3,500 ANSI Lumens Brightness

The CP-X450 features high brightness of 3,500 ANSI Lumens. In classrooms or medium-sized meeting rooms, clear images can be projected without darkening the room, allowing students and participants to take notes easily.

#### ■ Low Noise of 29dBA (Whisper Mode)

Employing a new fan design, this projector achieves a low noise of 29dBA in Whisper mode. With performance as quiet as a guest room in a hotel, this makes it easy to give lessons or presentations in small size classrooms or conference rooms without noise distracting the audience.



#### ■ Remote Control Makes Operation Easier

My Button and My Source buttons on the remote control give you fast access to frequently used functions and sources. Doc. Camera and Volume Up/Down buttons are also provided.



#### ■ Daytime Mode Corrects Details in Bright Conditions

Projected images may sometimes be difficult to see under bright lighting. The Daytime Mode uses image quality correction technology to counter the effects of light, ensuring clear, vivid images.



Normal mode



Daytime mode

#### ■ Template Function

When projecting onto a whiteboard, blackboard and so on, this function projects lines, making writing on the board easier. Various types of line patterns can be selected.



### Project on a Blackboard or Whiteboard

In rooms with no screen, it is possible to project onto a blackboard or whiteboard. The Blackboard mode can be used with both black and green blackboards. The Whiteboard mode reduces the white signal brightness to half, ensuring optimum visibility.



Normal mode

Whiteboard mode

### Resolution Preset and Custom Modes for Compatibility with Widescreen Computers

Certain projectors are not able to properly display the aspect ratio when the input source is a widescreen computer. The Resolution Preset and Custom modes ensure that this projector displays the correct ratio, so you always see images the way they should be viewed.



### Convenient Audio Pass Through

Audio can be output in stand-by mode, allowing you to listen to external speakers via the projector's audio output. This saves lamp life when you only need sound.

### Saving Mode

The Saving mode reduces stand-by power consumption.\*

\* RS-232C: Only Power On operates in stand-by. Monitor Out and Audio Out do not operate in stand-by.

### Other Features

- 4-Second Quick Start • Direct Power On/Off
- 3:2 Pull Down • Noise Reduction
- Motion Adaptive Progressive Scan
- Equalizing Gamma Function
- Auto Vertical Keystone Correction
- Input Source Naming
- IR Remote Frequency Change
- Serial No. Label on Side
- Security Label Included