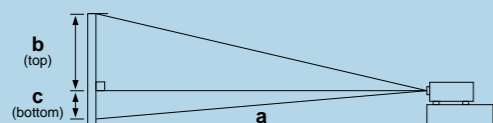


SPECIFICATIONS

Model name	CP-WX3015WN	CP-X4015WN	CP-X3015WN	CP-X2515WN
Liquid crystal panel	0.59 type (inch), 1.5cm polysilicon active-matrix TFT x 3	0.63 type (inch), 1.6cm polysilicon active-matrix TFT x 3		
Number of pixels	1,024,000 pixels (H1280 x V800)	786,432 pixels (H1024 x V768)	1024 x 768 color pixels (XGA)	
Resolution	1280 x 800 color pixels (WXGA)			
Manual zoom		x1.2		
Lamp		215W UHP		
Light output (brightness)	3,000 Lumens	4,000 Lumens	3,200 Lumens	2,700 Lumens
Contrast ratio		3,000:1 (Presentation mode)		
Audio		16W mono (8W x 2)		
Keystone correction		Auto Vertical Keystone		
Power supply		AC100-120V/AC220-240V		
Operating temperature		5-35°C (41-95°F)		
Input signals	Computer input	VGA, SVGA, XGA, WXGA, WXGA+, SXGA, UXGA, MAC16*		
	Video input	WSXGA+		
	Video input x 3	NTSC, NTSC4.43, PAL, SECAM, PAL-M, PAL-N, PAL (60Hz)	480i@60, 480p@60, 576i@50, 576p@50, 720p@50/60, 1080i@50/60, 1080p@50/60	
	Audio input x 3	S-Video: Mini DIN 4 pin jack x 1, Composite video: RCA jack x 1, Component video: via D-sub 15 pin mini jack x 2		
	Computer input x 2	3.5mm (stereo) mini jack x 2, RCA jack x 2 (L/R)		
	HDMI input x 1	Analog RGB: D-sub 15 pin mini jack x 2		
	Audio output x 1	HDMI connector x 1 (HDCP compliant)		
	Monitor output x 1	RCA jack x 2 (L/R)		
	USB	Analog RGB: D-sub 15 pin mini jack x 1		
	Control	USB type A connector x 2 (for PC-less presentation or wireless adapter), USB type B connector x 1 (for USB display or USB mouse control)		
	Wireless network	D-sub 9 pin plug x 1 for RS232C		
	Wired network (LAN)	Option with USB wireless adapter (USB-WL-11N)		
	Mic. input	RJ45 jack x 1		
Agency certifications		3.5mm (mono) mini jack x 1 (compatible with dynamic microphones and unbalanced signal lines)		
Dimensions (WxHxD)		UL/CUL, FCC Part15 class B, AS/NZS CISPR22 class B, CE, GOST-R		
Weight		317 x 98 x 288mm (12.5" x 3.9" x 11.3") [excluding protruding part]		
Standard accessories		Approximately 3.6kg (7.9 lbs.)		
Optional accessories		Remote control (Part#: HL02881) with two AA batteries, Power cord, Computer cable, Adapter cover, Lens cover, User's manuals, Security label, Application CD		
		Lamp: DT01371, Filter set: MU06481, Laser remote control: HL02651 (RC-R008), USB wireless adapter: USB-WL-11N		

PROJECTION DISTANCE

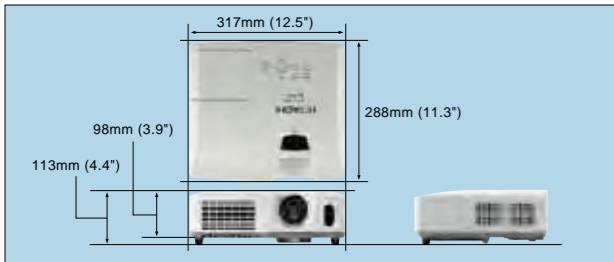


a: LCD projector-to-screen distance
 b: Screen height from lens center to top
 c: Screen height from lens center to bottom


CP-WX3015WN					CP-X4015WN					CP-X3015WN/CP-X2515WN				
Screen Size (16:10 Screen)	a Min	a Max	b (top)	c (bottom)	Screen Size (4:3 Screen)	a Min	a Max	b (top)	c (bottom)	Screen Size (4:3 Screen)	a Min	a Max	b (top)	c (bottom)
30 type (inch), 0.8m	0.9m (35")	1.1m (43")	40cm (16")	1cm (0")	30 type (inch), 0.8m	0.8m (32")	1.0m (38")	41cm (16")	5cm (2")	30 type (inch), 0.8m	0.8m (32")	1.0m (39")	39cm (15")	7cm (3")
40 type (inch), 1.0m	1.2m (48")	1.5m (58")	53cm (21")	1cm (0")	40 type (inch), 1.0m	1.1m (44")	1.3m (52")	55cm (22")	6cm (2")	40 type (inch), 1.0m	1.1m (44")	1.4m (54")	52cm (21")	9cm (3")
50 type (inch), 1.3m	1.5m (61")	1.9m (74")	66cm (26")	1cm (1")	50 type (inch), 1.3m	1.4m (56")	1.7m (67")	69cm (27")	8cm (3")	50 type (inch), 1.3m	1.4m (56")	1.7m (68")	65cm (26")	11cm (4")
60 type (inch), 1.5m	1.9m (73")	2.3m (89")	79cm (31")	2cm (1")	60 type (inch), 1.5m	1.7m (67")	2.0m (81")	82cm (32")	9cm (4")	60 type (inch), 1.5m	1.7m (68")	2.1m (82")	78cm (31")	13cm (5")
70 type (inch), 1.8m	2.2m (86")	2.7m (105")	92cm (36")	2cm (1")	70 type (inch), 1.8m	2.0m (79")	2.4m (95")	96cm (38")	11cm (4")	70 type (inch), 1.8m	2.0m (80")	2.5m (97")	91cm (36")	15cm (6")
80 type (inch), 2.0m	2.5m (99")	3.1m (121")	106cm (42")	2cm (1")	80 type (inch), 2.0m	2.3m (91")	2.8m (109")	110cm (43")	12cm (5")	80 type (inch), 2.0m	2.3m (92")	2.8m (111")	105cm (41")	17cm (7")
90 type (inch), 2.3m	2.8m (112")	3.5m (136")	119cm (47")	2cm (1")	90 type (inch), 2.3m	2.6m (103")	3.1m (123")	123cm (49")	14cm (5")	90 type (inch), 2.3m	2.6m (104")	3.2m (125")	118cm (46")	20cm (8")
100 type (inch), 2.5m	3.2m (125")	3.9m (152")	132cm (52")	3cm (1")	100 type (inch), 2.5m	2.9m (115")	3.5m (137")	137cm (54")	15cm (6")	100 type (inch), 2.5m	2.9m (116")	3.5m (140")	131cm (51")	22cm (9")
120 type (inch), 3.0m	3.8m (151")	4.6m (183")	158cm (62")	3cm (1")	120 type (inch), 3.0m	3.5m (139")	4.2m (165")	165cm (65")	18cm (7")	120 type (inch), 3.0m	3.5m (140")	4.3m (168")	157cm (62")	26cm (10")
150 type (inch), 3.8m	4.8m (190")	5.8m (229")	198cm (78")	4cm (2")	150 type (inch), 3.8m	4.4m (175")	5.3m (208")	206cm (81")	23cm (9")	150 type (inch), 3.8m	4.5m (175")	5.4m (211")	196cm (77")	33cm (13")
200 type (inch), 5.1m	6.5m (254")	7.8m (307")	264cm (104")	5cm (2")	200 type (inch), 5.1m	6.0m (234")	7.1m (278")	274cm (108")	30cm (12")	200 type (inch), 5.1m	6.0m (235")	7.2m (283")	261cm (103")	44cm (17")
250 type (inch), 6.4m	8.1m (319")	9.8m (385")	330cm (130")	7cm (3")	250 type (inch), 6.4m	7.5m (294")	8.9m (349")	343cm (135")	38cm (15")	250 type (inch), 6.4m	7.5m (295")	9.0m (355")	327cm (129")	54cm (21")
300 type (inch), 7.6m	9.7m (383")	11.8m (463")	396cm (156")	8cm (3")	300 type (inch), 7.6m	9.0m (354")	10.7m (420")	411cm (162")	46cm (18")	300 type (inch), 7.6m	9.0m (354")	10.8m (426")	392cm (154")	65cm (26")

* Tolerance ±10% (for projection distance a) • Final specifications may vary slightly.

DIMENSIONS



TERMINALS



Consideration for the Environment

Compliance with EU Directive RoHS*1

*1 RoHS is the acronym of "DIRECTIVE 2002/95/EC OF THE EUROPEAN PARLIAMENT AND OF THE COUNCIL of 27 January 2003 on the restriction of the use of certain hazardous substances in electrical and electronic equipment".

Reduction of resin usage in production

Use of hot runners in molds for making upper housing in order to reduce mill ends.

Reduction of CO2 emissions

Carton volume has been cut down to 68%*2, reducing CO2 emissions during transport.

Power saving mode engaged during standby

Eco mode
Eco mode provides power saving.

*2 Compared to Hitachi CP-X467 network capable projector on the basis of one carton box.

- Design and specifications are subject to change without notice.
- The projected images and comparison photos in this catalog are simulations.
- LCD panels, polarizers and other optical components and cooling fans may need replacement after prolonged usage. For more details, please consult a Hitachi sales representative.
- Do not use in places where there is a lot of water, dampness, steam, dust, soot or tobacco smoke. This may result in fire or malfunction.
- Optical components (lamp, LCD panel, polarizing plate, PBS [polarizer beam splitter]) have limited service lives. They must be repaired or replaced if they are used for a long period of time.
- These projectors use a mercury lamp with high internal pressure. Because of its properties, this lamp may burst with a loud noise or burn out if struck or after it has been used for a period of time. The time until it bursts or burns out varies greatly according to differences between lamps and usage conditions. Turning the lamp's power on and off frequently shortens its service life.
- Optical components other than the lamp: If the projector is used for six hours or more per day, they may need to be replaced in less than a year.
- LCD panel: If the projector is used continuously for six hours or more, its replacement cycle may be shortened.
- Do not turn projector on again for ten minutes after shutdown. Neglect can shorten the lifetime of the lamp. During use and immediately after use, do not touch anywhere near the lamp and the vents as these parts are extremely hot.
- Windows®, Windows Vista® and Internet Explorer® are trademarks, or registered trademarks of Microsoft Corporation in the United States and/or other countries.
- Pentium® is trademark of Intel Corporation in the U.S. and/or other countries.
- Crestron® and Crestron RoomView® are registered trademarks of Crestron Electronics, Inc. in the United States and other countries.
- ImageCare is a trademark or a registered trademark of Royal Philips Electronics in the United States and other countries.
- HDMI, the HDMI Logo, and High-Definition Multimedia Interface are trademarks or registered trademarks of HDMI Licensing LLC in the United States and other countries.
- All other trademarks are the properties of their respective owners.

Remote control warning: Do not look into the laser beam. Class 2 laser product; maximum output 1mW; wavelength 650nm.



LCD Projectors

HITACHI
Inspire the Next

Wireless Networking Functionality

Connect to a wireless network or set-up your own using the optional USB wireless adapter.



Wireless-Ready Capability and Interactive Functions Expand the Effectiveness of These Projectors

LCD Projectors	
CP-WX3015WN	WXGA 3,000 Lumens
CP-X4015WN	XGA 4,000 Lumens
CP-X3015WN	XGA 3,200 Lumens
CP-X2515WN	XGA 2,700 Lumens



Hitachi Australia Pty Ltd

Level 8, 123 Epping Road, North Ryde NSW 2113
 Tel: +61 2 9888 4100 1800-HITACHI (Australia only)
 Fax: +61 2 9888 4188 Email: dps@hitachi.com.au
 www.hitachi.com.au www.hitachistarboard.com.au

A wide range of advanced features makes these projectors highly practical for lessons and meetings



Optional USB wireless adapter



Saver Mode Based on ImageCare® Technology

The Saver mode reduces lamp power by 70% compared to the normal mode, resulting in considerable energy savings. You can set the time for the Saver mode from 1 to 30 minutes. If the projected image does not change by the set time, the Saver mode is activated, reducing lamp brightness and lowering power consumption. You can also enter the Saver mode manually by pressing the My button.



Advanced Network Functions

Wireless Capability

You can use a wireless network by connecting the projector to a computer using the optional USB wireless adapter. The adapter supports IEEE802.11b/g/n. Use the adapter cover to prevent the USB wireless adapter from coming off easily.

Wireless network functionality
Using the designated USB wireless adapter (option) enables the projector and computer to communicate in both the Ad-Hoc and Infrastructure modes.

Optional USB wireless adapter

Optional USB wireless adapter

Without access point communication (Ad-Hoc)

With access point communication (Infrastructure)

Campus Notification System*1

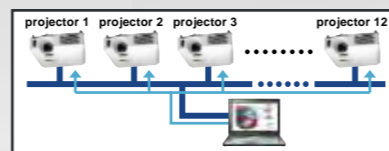
This function allows you to send text messages and audio alert sounds simultaneously to all projectors on the network. It is an easy and efficient way to send campus-wide notifications.



* This function is not intended or guaranteed for the distribution of warning messages created by security systems.

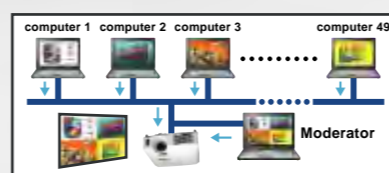
Multi Projector*1*2

You can project the same image from up to 12*3 projectors simultaneously. This is useful for meetings and lectures in large venues where a single screen would not be sufficient.



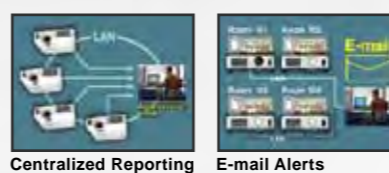
Moderator Control Mode*1*2

This mode lets you network 50*4 computers to the projector, with one computer acting as the moderator. The teacher can use the moderator computer to select and project images from the students' computers.



Convenient Networking

Embedded networking gives you the ability to manage and control multiple projectors over your LAN: Centralized Reporting, Scheduling, E-mail Alerts, and My Image (Image Transfer).



*1 These functions will be provided later by software updates from the website <http://www.hitachi-america.us/digitalmedia>
*2 To secure better performance, a wired network is preferable.
*3 Video transfer speed may vary depending on number of projectors connected.
*4 Video and audio transfer speed may vary depending on number of computers connected.

Hardware and software requirements for network capability

OS: One of the following. Windows® XP Home Edition/Professional Edition (32 bit version only), Windows Vista® Home Basic/Home Premium/Business/Ultimate/Enterprise (32 bit version only), Windows® 7 Starter/Home Basic/Home Premium/Professional/Ultimate/Enterprise (32 bit version only) **CPU:** Pentium® 4 (2.8 GHz or higher) **Graphic card:** 16 bit, XGA or higher (When using the "LiveViewer" it is recommended that the display resolution of your computer be set to 1024 x 768.) **Memory:** 512 MB or higher **Hard disk space:** 100 MB or higher **Web browser:** Internet Explorer® 6.0 or higher **CD-ROM drive**

• If many computers are connected to the network or the connected computer is under excessive load, higher specifications may be required.

Superior Convenient Features

3,000 : 1 High Contrast Ratio (Presentation Mode)

WXGA (1280 x 800) and 720p Capability (CP-WX3015WN)
Featuring WXGA (1280 x 800) resolution, the CP-WX3015WN is capable of displaying wide and large images. (CP-X4015WN, CP-X3015WN and CP-X2515WN are XGA.)

High Brightness of 4,000 Lumens

 (CP-X4015WN)

The CP-X4015WN features high brightness of 4,000 lumens. (CP-X3015WN is 3,200 lumens, CP-WX3015WN is 3,000 lumens and CP-X2515WN is 2,700 lumens.)


Mic. Input* and 16W Internal Speaker

The projectors are equipped with a microphone input, so you can use a microphone system, even when the projector is in standby condition. The projectors also have two built-in 8W high power speakers.

* Compatible with dynamic microphones and unbalanced signal lines.

3 LCD Panels with Inorganic Alignment Layers

These projectors incorporate three LCD panels with inorganic alignment layers that are extremely light resistant, increasing brightness and contrast ratio. They ensure smooth images and high reliability.



HDMI® Input

With signals transferred completely in the digital domain, lessons and presentations are assured of the highest image quality.



2 USB Type A Inputs

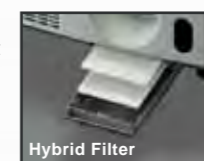
These projectors provide two USB Type A inputs. This makes it possible to use the optional USB wireless adapter and also connect via USB to other devices at the same time.



Optional USB wireless adapter
Additional USB connection

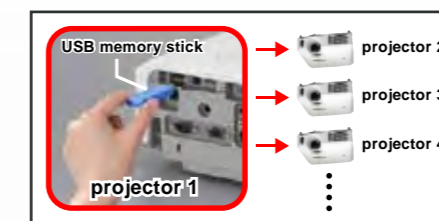
Hybrid Filter

The Hybrid Filter requires less frequent maintenance and cleaning, making longer operation possible.



Cloning

Projector settings can be transferred to other projectors via USB memory stick. This makes it easy to use other projectors without having to take the time to configure the settings.



Easy Maintenance

The lamp door is on the top and the filter cover slides in and out from the front bottom, so maintenance and replacement of these parts can be done easily.



Template Function*

The Template function provides four types of lines, circles, and a world map with a center city that can be moved in 24-hour steps.



* Patent pending

Input Source Naming

The input source name can be changed to the name of a device you often use.



Versatile Security Functions

The projectors are equipped with a security bar, PIN Lock, MyScreen Lock and Transition Detector functions.



Serial No. and MAC Address on Side Label

Serial number and MAC address are on the side label, in both normal position and upside-down.



More Convenient Features

- PC-Less Presentation
- Display via USB
- Auto Eco Mode
- Network Bridge
- Audio Pass Through*1
- Power Saving Mode
- Low Noise of 29dB*2 (Eco Mode)
- Direct Power On/Off
- My Button
- My Memory
- Daytime Mode
- Blackboard or Whiteboard Modes at Picture Setting
- Auto Vertical Keystone Correction
- Closed Caption
- Compatible with AMX Device Discovery
- Compatible with Crestron RoomView®

*1 When in Normal mode at standby setting. It does not function in Saving mode.

*2 Typical. Tested in 23°C environmental conditions.