

LCD Projectors

CP-X3010/CP-X2510/CP-X2010

HITACHI
Inspire the Next



For education or business, these projectors have all the features you want.

CP-X3010 3,000 Lumens
For Standard Classrooms

CP-X2510 2,600 Lumens
For Small Classrooms

CP-X2010 2,200 Lumens
For Small Meeting Rooms



The projectors with total balance to meet all your needs for school or office.



LCD Projector
CP-X3010
3,000 Lumens
For Standard Classrooms

LCD Projector
CP-X2510
2,600 Lumens
For Small Classrooms

LCD Projector
CP-X2010
2,200 Lumens
For Small Meeting Rooms

Superior Maintenance Functions

Hybrid Filter and Lamp Door on Top

Thanks to the Hybrid Filter, maintenance and cleaning are much less frequent, making longer operation possible. The lamp door is on the top and the filter cover slides in and out from the front bottom, so maintenance and replacement of these parts can be done easily.

■ Hybrid Filter

Filter maintenance frequency has been improved from every 400 hours to every 5,000 hours.

• Actual filter maintenance necessity varies according to environment. You can set the filter message for zero, 100hr, 200hr, 500hr, 1,000hr, 2,000hr, 5,000hr.



■ Lamp Door on Top

These projectors have the lamp door on the top. Therefore you can easily change the lamp.



High Picture Quality

■ 2,000:1 High Contrast Ratio **CP-X3010/CP-X2510**

In addition to a high 2,000:1 contrast ratio, the CP-X3010 and CP-X2510 feature an Active Iris that is automatically controlled to ensure best image contrast and depth perspective during both bright and dark scenes.



Bright scene



Dark scene

■ High Image Quality

Hitachi improved image quality with its own optics and lamp technologies, and adjusted color balance while maintaining high brightness. Furthermore, thanks to Motion Adaptive Progressive Scan, 3:2 Pull Down, Noise Reduction, Equalizing Gamma Function, you can even project moving pictures with beautiful clarity.

Versatile Security

■ Various Security Functions

These projectors are equipped with a security bar that allows the easy attachment of a security chain. By using the PIN Lock, you can limit the number of users. The MyScreen function can be used to identify the owner, and is also protected by a PIN Lock. A Transition Detector can prevent unauthorized use of the projector.



Security bar

Outstanding Usability

■ Power Saving Mode

The Power Saving mode reduces stand-by power consumption to less than 5W. The following features are disabled: RS-232C control except power-on command, and audio capability including audio pass through.

■ Template Function

When projecting onto a whiteboard, blackboard and so on, this function projects lines, making writing on the board easier. You can choose four types of lines.



■ 16W Internal Speaker

These projectors provide high 16W power output. There is no need to connect external speakers, and even if the classroom does not have speakers, you will have all the sound you need.

■ Low Noise of 29dBA (ECO Mode)

Employing a new fan design, the projectors achieve a low noise of 29dBA in ECO mode. With performance as quiet as a guest room in a fine hotel, they make it easy to give lessons or presentations even in small size classrooms or conference rooms without noise distracting the audience.

■ Convenient Audio Pass Through


Audio can be output in stand-by mode, allowing you to listen to external speakers via the projector's audio output. This saves lamp life when you only need sound.

■ Blackboard or Whiteboard Modes

In rooms with no screen, it is possible to project onto a blackboard or whiteboard. The Blackboard mode can be used with both black and green blackboards. The Whiteboard mode reduces the white signal brightness to half, ensuring optimum visibility.



Normal mode



Whiteboard mode

■ Daytime Mode

Projected images may sometimes be difficult to see under bright lighting. The Daytime Mode uses image quality correction technology to counter the effects of light, ensuring clear, vivid images.



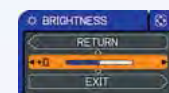
Normal mode



Daytime mode

■ New On-Screen Display (OSD) Menu Design

These projectors use a new OSD menu with an intuitive interface and sophisticated design. Various functions are easily differentiated by icons, for example, there is an Exit icon for easy escape from menus. The display is transparent, so you can see the image being projected.



Exit Icon



New OSD

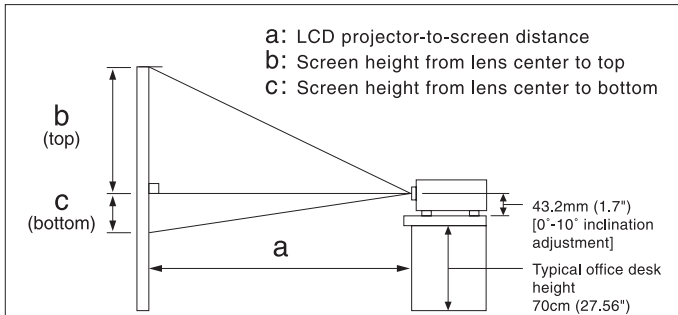
■ Other Features

• 4-Second Quick Start • Direct Power On/Off • My Button • My Text • Resolution Preset and Custom Modes • Auto Vertical Keystone Correction • Input Source Naming • IR Remote Frequency Change • Serial No. Label on Side • Security Label Included • My Source/Document Camera Button on Remote Controller • Closed Caption (US Only)

SPECIFICATIONS

Model name	CP-X3010	CP-X2510	CP-X2010
Liquid crystal panel	0.63" (1.6cm) polysilicon active-matrix TFT x 3	0.63" (1.6cm) polysilicon active-matrix TFT x 3	0.63" (1.6cm) polysilicon active-matrix TFT x 3
Number of pixels	786,432 pixels (H1,024 x V768)	786,432 pixels (H1,024 x V768)	786,432 pixels (H1,024 x V768)
Resolution	1,024 x 768 color pixels (XGA)	1,024 x 768 color pixels (XGA)	1,024 x 768 color pixels (XGA)
Lens	Manual zoom 1:1.2	Manual zoom 1:1.2	Manual zoom 1:1.2
Lamp	210W UHP	210W UHP	210W UHP
Brightness	3,000 ANSI Lumens	2,600 ANSI Lumens	2,200 ANSI Lumens
Contrast ratio	2,000:1 (Presentation mode)	2,000:1 (Presentation mode)	500:1
Audio	16W mono (8W x 2)	16W mono (8W x 2)	16W mono (8W x 2)
Acoustic noise	29dBA in ECO mode	29dBA in ECO mode	29dBA in ECO mode
Keystone correction	Auto Vertical Keystone	Auto Vertical Keystone	Auto Vertical Keystone
Power supply	AC100-120V/AC220-240V	AC100-120V/AC220-240V	AC100-120V/AC220-240V
Operating temperature	5-35°C (41-95°F)	5-35°C (41-95°F)	5-35°C (41-95°F)
Input signals	Computer input	VGA, SVGA, XGA, WXGA, SXGA, SXGA+, UXGA, MAC16"	VGA, SVGA, XGA, WXGA, SXGA, SXGA+, UXGA, MAC16"
	Video input	NTSC, NTSC4.43, PAL, SECAM, M-PAL, N-PAL, PAL60 HDTV: 720p, 1080i, 1080p SDTV: 480i, 480p, 576i, 576p	NTSC, NTSC4.43, PAL, SECAM, M-PAL, N-PAL, PAL60 HDTV: 720p, 1080i, 1080p SDTV: 480i, 480p, 576i, 576p
Input/output terminals	Video input	S-Video: Jack x 1, Composite video: RCA jack x 1 Component video: RCA jack x 3	S-Video: Jack x 1, Composite video: RCA jack x 1 Component video: RCA jack x 3
	Audio input	Stereo Mini jack x 2, RCA jack x 2 (L/R)	Stereo Mini jack x 2, RCA jack x 2 (L/R)
	Computer input	Analog RGB: 15-pin Mini-Dsub x 2	Analog RGB: 15-pin Mini-Dsub x 2
	Audio output	RCA jack x 2 (L/R)	RCA jack x 2 (L/R)
	Monitor output	Analog RGB: 15-pin Mini-Dsub x 1	Analog RGB: 15-pin Mini-Dsub x 1
Control and mouse	9-pin Dsub x 1 for RS232C, USB type B x 1 for mouse control	9-pin Dsub x 1 for RS232C, USB type B x 1 for mouse control	
Agency certifications	UL60950/C-UL, FCC Part15 class B, AS/NZS CISPR22 class B, CE, RoHS, GOST-R	UL60950/C-UL, FCC Part15 class B, AS/NZS CISPR22 class B, CE, RoHS, GOST-R	UL60950/C-UL, FCC Part15 class B, AS/NZS CISPR22 class B, CE, RoHS
Dimensions (WxHxD)	317 x 98 x 288mm (12.48" x 3.86" x 11.34") [excl. protruding part]	317 x 98 x 288mm (12.48" x 3.86" x 11.34") [excl. protruding part]	317 x 98 x 288mm (12.48" x 3.86" x 11.34") [excl. protruding part]
Weight	3.6kg (7.9 lbs.)	3.6kg (7.9 lbs.)	3.5kg (7.7 lbs.)
Standard accessories	Computer cable, Remote Control, Batteries, Lens cap, Power cord, User's manual, Security label	Computer cable, Remote Control, Batteries, Lens cap, Power cord, User's manual, Security label	Computer cable, Remote Control, Batteries, Lens cap, Power cord, User's manual, Security label
Optional accessories	Lamp: DT01021, Filter set: MU06481, Soft case, Mounting accessory: HAS-3010 (Bracket for ceiling mount), HAS-204L (Fixing adaptor for low ceilings), HAS-304H (Fixing adaptor for high ceilings)	Lamp: DT01021, Filter set: MU06481, Soft case, Mounting accessory: HAS-3010 (Bracket for ceiling mount), HAS-204L (Fixing adaptor for low ceilings), HAS-304H (Fixing adaptor for high ceilings)	Lamp: DT01021, Filter set: MU06481, Soft case, Mounting accessory: HAS-3010 (Bracket for ceiling mount), HAS-204L (Fixing adaptor for low ceilings), HAS-304H (Fixing adaptor for high ceilings)


PROJECTION DISTANCE




Screen Size (inch)	a Min	a Max	b (top)	c (bottom)
30	0.9m (34")	1.0m (41")	41cm (16")	5cm (2")
40	1.2m (46")	1.4m (55")	55cm (22")	6cm (2")
50	1.5m (58")	1.8m (69")	69cm (27")	8cm (3")
60	1.8m (70")	2.1m (83")	82cm (32")	9cm (4")
70	2.1m (82")	2.5m (97")	96cm (38")	11cm (4")
80	2.4m (94")	2.8m (112")	110cm (43")	12cm (5")
90	2.7m (106")	3.2m (126")	123cm (49")	14cm (5")
100	3.0m (118")	3.6m (140")	137cm (54")	15cm (6")
120	3.6m (142")	4.3m (168")	165cm (65")	18cm (7")
150	4.5m (177")	5.3m (211")	206cm (81")	23cm (9")
200	6.0m (237")	7.1m (281")	274cm (108")	30cm (12")
250	7.5m (297")	8.9m (352")	343cm (135")	38cm (15")
300	9.0m (356")	10.7m (422")	411cm (162")	46cm (18")

• Final specifications may vary slightly. • The distance is for 4:3 aspect ratio.

DIMENSIONS



TERMINALS



• Design and specifications are subject to change without notice.

- The projected images and comparison photos in this catalog are simulations.
- LCD panels, polarizers and other optical components and cooling fans may need replacement after prolonged usage. For more details, please consult a Hitachi sales representative.
- Do not use in places where there is a lot of water, dampness, steam, dust, soot or tobacco smoke. This may result in fire or malfunction.
- Optical components (lamp, LCD panel, polarizing plate, PBS [polarizer beam splitter]) have limited service lives. They must be repaired or replaced if they are used for a long period of time.
- These projectors use a mercury lamp with high internal pressure. Because of its properties, this lamp may burst with a loud noise or burn out if struck or after it has been used for a period of time. The time until it bursts or burns out varies greatly according to differences between lamps and usage conditions. Turning the lamp's power on and off frequently shortens its service life.
- Optical components other than the lamp: If the projector is used for six hours or more per day, they may need to be replaced in less than a year.
- LCD panel: If the projector is used continuously for six hours or more, its replacement cycle may be shortened.
- Do not turn projector on again for ten minutes after shutdown. Neglect can shorten the lifetime of the lamp. During use and immediately after use, do not touch anywhere near the lamp and the vents as these parts are extremely hot.



Hitachi, Ltd. Consumer Business Group has received ISO 14001 certification.

HITACHI

Hitachi Home Electronics (America), Inc., Business Group 900 Hitachi Way, Chula Vista, CA91914-3556, U.S.A. and Canada

Tel: +1-800-HITACHI Fax: +1-619-591-5418 www.hitachi.us/digitalmedia

Hitachi Home Electronics Asia (S) Pte. Ltd. 438A Alexandra Road #01-01/02/03, Alexandra Technopark, Singapore 119967

Tel: +65-6536-2520 Fax: +65-6536-2521 www.hitachiconsumer.com.sg

Hitachi Sales (Malaysia) Sdn. Berhad (11543-V) Lot 12, Jalan Kemajuan, Bangi Industrial Estate, 43650 Bandar Baru Bangi, Selangor Darul Ehsan, Malaysia.

Tel: +60-3-8926-4168 Fax: +60-3-8926-3013 www.hitachiconsumer.com.my

Hitachi Sales (Thailand), Ltd. 994 Soi Thonglor, Sukhumvit 55 Road, Klongtonnua, Vadhana Bangkok 10110, Thailand

Tel: +66-2381-8381-98 Fax: +66-2391-0210/2391-0021 www.hitachi-th.com

Hitachi (Hong Kong), Ltd. 18th Floor, Ever Gain Centre, 28 On Muk Street, Shatin, N.T., Hong Kong Tel: +852-2113-8883 Fax: +852-2783-4178 www.hitachi-hk.com.hk

Hitachi Sales Corp. of Taiwan 2nd Floor, No.65, Nanking East Road, Section 3, Taipei 104, Taiwan Tel: +886-2-2516-0500 Fax: +886-2-2516-1501 www.hsct.com.tw

Hitachi Australia Pty Ltd. Level 3, 82 Waterloo Road, North Ryde, NSW 2113, Australia Tel: +61-2-9888-4188 Fax: +61-2-9888-4100 www.hitachi.com.au

Hitachi Europe Ltd. Whitebrook Park, Lower Cookham Road, Maidenhead, Berkshire, SL6 8YA, UK Tel: +44-1628-585000 Fax: +44-1628-643404 www.hitachidigitalmedia.com

Printed in Japan (H) NM-E338 0309