

SPECIFICATIONS

	CP-WX4021N	CP-X5021N	CP-X4021N
Model name	CP-WX4021N	CP-X5021N	CP-X4021N
Liquid crystal panel	0.59 type (inch), 1.5cm polysilicon active-matrix TFT x 3	0.63 type (inch), 1.6cm polysilicon active-matrix TFT x 3	
Number of pixels	1,024,000 pixels (H1280 x V800)	786,432 pixels (H1024 x V768)	
Resolution	1280 x 800 color pixels (WXGA)	1024 x 768 color pixels (XGA)	
Manual zoom		x1.7	
Lamp		245W UHB	
Light output (brightness)	4,000 Lumens	5,000 Lumens	4,000 Lumens
Contrast ratio		2,000:1 (Iris on)	
Audio		16W mono (8W x 2)	
Keystone correction		Auto Vertical and manual horizontal keystone	
Power supply		AC100-120V/AC220-240V	
Operating temperature		5-35°C (41-95°F)	
Input signals	Computer input: VGA, SVGA, XGA, WXGA, WXGA+, SXGA, WSXGA+, UXGA, MAC16"	VGA, SVGA, XGA, WXGA, WXGA+, SXGA, SXGA+, UXGA, MAC16"	
Video input	NTSC, NTSC4.43, PAL, SECAM, M-PAL, N-PAL	HDTV: 720p@50/60, 1080i@50/60, 1080p@50/60	SDTV: 480i, 480p, 576i, 576p
Video output	S-Video: Mini Din 4-pin x 1, Composite video: RCA jack x 1, Component video: RCA jack x 3		
Audio input	Stereo Mini jack x 2, RCA jack x 2 (L/R)		
Computer input	Analog RGB: 15-pin Mini-Dsub x 1, BNC x 1		
HDMI input	HDMI x 1		
Audio output	RCA jack x 2 (L/R)		
Monitor output	Analog RGB: 15-pin Mini-Dsub x 1		
USB	USB type A x 1 for PC-less presentation, USB type B x 1 for USB display, USB mouse control		
Control	9-pin Dsub x 1 for RS232C		
Wired network (LAN)	RJ-45 x 1		
Mic. input	Stereo Mini jack x 1 (compatible with dynamic microphones and unbalanced signal lines)		
Agency certifications	UL/cUL, FCC Part15 class B, AS/NZS CISPR22 class B, CE, RoHS, GOST-R		
Dimensions (WxHxD)	401 x 103 x 318mm (15.79" x 4.06" x 12.52") [excluding protruding part]		
Weight	Approximately 4.6kg (10.1 lbs.)		
Standard accessories	Computer cable, Remote control, Batteries, Lens cover, Power cord, User's manual, Security label		
Optional accessories	Lamp: DT01171, Air Filter: MU06641, Laser remote control: HL02651 (RC-R008)		


PROJECTION DISTANCE

a: LCD projector-to-screen distance
b: Screen height from lens center to top
c: Screen height from lens center to bottom


CP-WX4021N					CP-X5021N/CP-X4021N				
Screen Size (16:10 Screen)	a Min	a Max	b (top)	c (bottom)	Screen Size (4:3 Screen)	a Min	a Max	b (top)	c (bottom)
30 type (inch), 0.8m	0.9m (36")	1.5m (61")	44cm (17")	4cm (2")	30 type (inch), 0.8m	0.9m (34")	1.5m (57")	46cm (18")	0cm (0")
40 type (inch), 1.0m	1.2m (49")	2.1m (82")	59cm (23")	5cm (2")	40 type (inch), 1.0m	1.2m (46")	2.0m (77")	61cm (24")	0cm (0")
50 type (inch), 1.3m	1.6m (61")	2.6m (103")	74cm (29")	7cm (3")	50 type (inch), 1.3m	1.5m (58")	2.5m (97")	76cm (30")	0cm (0")
60 type (inch), 1.5m	1.9m (74")	3.2m (124")	89cm (35")	8cm (3")	60 type (inch), 1.5m	1.8m (70")	3.0m (117")	91cm (36")	0cm (0")
70 type (inch), 1.8m	2.2m (87")	3.7m (145")	104cm (41")	9cm (4")	70 type (inch), 1.8m	2.1m (82")	3.5m (137")	107cm (42")	0cm (0")
80 type (inch), 2.0m	2.5m (100")	4.2m (167")	118cm (47")	11cm (4")	80 type (inch), 2.0m	2.4m (94")	4.0m (157")	122cm (48")	0cm (0")
90 type (inch), 2.3m	2.9m (113")	4.8m (188")	133cm (52")	12cm (5")	90 type (inch), 2.3m	2.7m (106")	4.5m (177")	137cm (54")	0cm (0")
100 type (inch), 2.5m	3.2m (126")	5.3m (209")	148cm (58")	13cm (5")	100 type (inch), 2.5m	3.0m (118")	5.0m (197")	152cm (60")	0cm (0")
120 type (inch), 3.0m	3.8m (151")	6.4m (251")	178cm (70")	16cm (6")	120 type (inch), 3.0m	3.6m (142")	6.0m (237")	183cm (72")	0cm (0")
150 type (inch), 3.8m	4.8m (190")	8.0m (315")	222cm (87")	20cm (8")	150 type (inch), 3.8m	4.5m (179")	7.5m (297")	229cm (90")	0cm (0")
200 type (inch), 5.1m	6.4m (254")	10.7m (421")	296cm (117")	27cm (11")	200 type (inch), 5.1m	6.1m (239")	10.1m (396")	305cm (120")	0cm (0")
250 type (inch), 6.4m	8.1m (318")	13.4m (526")	370cm (146")	34cm (13")	250 type (inch), 6.4m	7.6m (300")	12.6m (496")	381cm (150")	0cm (0")
300 type (inch), 7.6m	9.7m (382")	16.1m (632")	444cm (175")	40cm (16")	300 type (inch), 7.6m	9.1m (360")	15.1m (596")	457cm (180")	0cm (0")

• Tolerance ±8% (for projection distance a) • Final specifications may vary slightly.

DIMENSIONS



TERMINALS



Consideration for the Environment

Compliance with EU Directive RoHS*1

*1 RoHS is the acronym of "DIRECTIVE 2002/95/EC OF THE EUROPEAN PARLIAMENT AND OF THE COUNCIL of 27 January 2003 on the restriction of the use of certain hazardous substances in electrical and electronic equipment".

Reduction of resin usage in production

Use of hot runners in molds for making upper housing in order to reduce mill ends.

Reduction of CO2 emissions

Carton volume has been cut down to XX%*2, reducing CO2 emissions during transport.

*2 Compared to Hitachi CP-XXXX network capable projector on the basis of one carton box.

Power saving mode engaged during standby

ECO mode

ECO mode provides power saving.

- Design and specifications are subject to change without notice.
 - The projected images and comparison photos in this catalog are simulations.
 - LCD panels, polarizers and other optical components and cooling fans may need replacement after prolonged usage. For more details, please consult a Hitachi sales representative.
 - Do not use in places where there is a lot of water, dampness, steam, dust, soot or tobacco smoke. This may result in fire or malfunction.
 - Optical components (lamp, LCD panel, polarizing plate, PBS [polarizer beam splitter]) have limited service lives. They must be repaired or replaced if they are used for a long period of time.
 - These projectors use a mercury lamp with high internal pressure. Because of its properties, this lamp may burst with a loud noise or burn out if struck or after it has been used for a period of time. The time until it bursts or burns out varies greatly according to differences between lamps and usage conditions. Turning the lamp's power on and off frequently shortens its service life.
 - Optical components other than the lamp: If the projector is used for six hours or more per day, they may need to be replaced in less than a year.
 - LCD panel: If the projector is used continuously for six hours or more, its replacement cycle may be shortened.
 - Do not turn projector on again for ten minutes after shutdown. Neglect can shorten the lifetime of the lamp. During use and immediately after use, do not touch anywhere near the lamp and the vents as these parts are extremely hot.
 - HDMI, the HDMI Logo, and High-Definition Multimedia Interface are trademarks or registered trademarks of HDMI Licensing LLC in the United States and other countries.
- Remote control warning:** Do not look into the laser beam. Class 2 Laser product; maximum output 1mW; wavelength 650nm.



HITACHI

Hitachi America, Ltd., Digital Media Division, Business Solutions Group 900 Hitachi Way, Chula Vista, CA 91914-3556, U.S.A. and Canada
Tel: +1-800-HITACHI Fax: +1-619-591-5418 www.hitachi-america.us/digitalmedia
Hitachi Home Electronics Asia (S) Pte. Ltd. 438A Alexandra Road #01-01/02/03, Alexandra Technopark, Singapore 119967
Tel: +65-6536-2520 Fax: +65-6536-2521 www.hitachiconsumer.com.sg
Hitachi Sales (Malaysia) Sdn. Berhad (11543-V) Lot 12, Jalan Kemajuan, Bangi Industrial Estate, 43650 Bandar Baru Bangi, Selangor Darul Ehsan, Malaysia.
Tel: +60-3-8926-4168 Fax: +60-3-8926-3013 www.hitachiconsumer.com.my
Hitachi Sales (Thailand), Ltd. 994 Soi Thonglor, Sukhumvit 55 Road, Klongtonnua, Vadhana Bangkok 10110, Thailand
Tel: +66-2381-8381-98 Fax: +66-2381-0210/2381-0021 www.hitachi-th.com
Hitachi (Hong Kong), Ltd. 18th Floor, Ever Gain Centre, 28 On Muk Street, Shatin, N.T., Hong Kong Tel: +852-2113-8883 Fax: +852-2783-4178 www.hitachi-hk.com.hk
Hitachi Sales Corp. of Taiwan 2nd Floor, No.65, Nanking East Road, Section 3, Taipei 104, Taiwan Tel: +886-2-2516-0500 Fax: +886-2-2516-1501 www.hsct.com.tw
Hitachi Australia Pty Ltd. Level 3, 82 Waterloo Road, North Ryde, NSW 2113, Australia Tel: +61-2-9888-4100 Fax: +61-2-9888-4188 www.hitachi.com.au
Hitachi Europe Ltd. Whitebrook Park, Lower Cookham Road, Maidenhead, Berkshire, SL6 8YA, UK Tel: +44-1628-585000 Fax: +44-1628-643404 www.hitachidigitalmedia.com

Printed in Japan (H) NM-E356 0910

LCD Projectors

CP-WX4021N/CP-X5021N/CP-X4021N

HITACHI
Inspire the Next

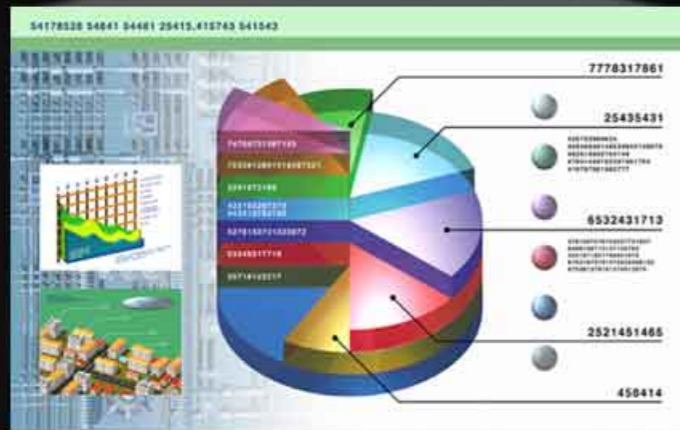


High Brightness, Networkable Projectors.
Easier to install and use in a wider range of places.



- **5,000 Lumens** CP-X5021N
- **WXGA (1280 x 800)** CP-WX4021N
- **Advanced Network Functions**
- **Flexible Installation**
- **High Reliability**



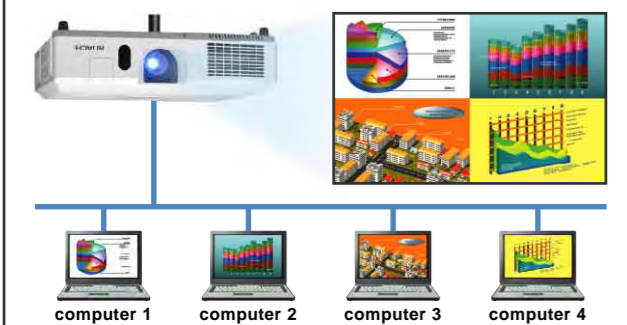


Packed with functions for maximum effectiveness in large meeting rooms, lecture halls and auditoriums

Advanced Network Functions


Network Presentations

Multi PC Mode



You can project still or moving images from one or more networked computers. The Single PC mode lets you select one computer on the network, while the Multi PC mode lets you use up to four computers. Displaying various images from computers makes presentations and lessons much more effective.

Messenger



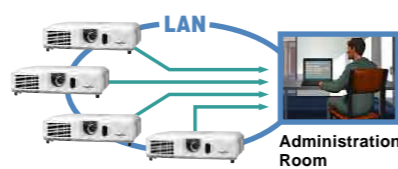
The Messenger function transmits text data to the projector via a network, so the projector can display it. This is an easy and efficient way to send campus-wide announcements.

Messenger is ideal for:

- Campus Notifications • School Activities • Daily Schedules
- Community/Local News
- This function is not intended or guaranteed for the distribution of warning messages created by security systems.

Centralized Reporting

With just one PC in an administration room, you can collect reports from all projectors connected to the network.



LCD Projector
CP-WX4021N 4,000 Lumens

WXGA



LCD Projector
CP-X5021N 5,000 Lumens

XGA



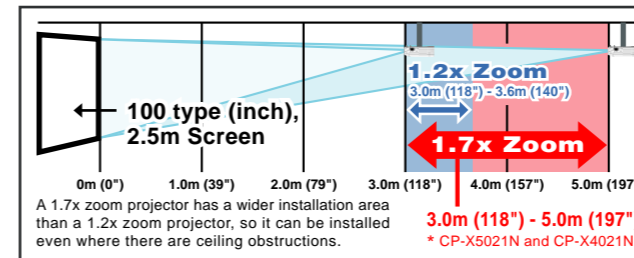
LCD Projector
CP-X4021N 4,000 Lumens

Flexible Installation

1.7x Zoom Lens



Featuring a powerful 1.7x manual zoom lens, these projectors allow a greater range of installation possibilities. This is particularly convenient in rooms that lack installation flexibility due to ceiling obstructions such as water sprinklers, vents and lighting fixtures.



Manual Optical Lens Shift



You can manually shift the lens horizontally and vertically, to position the image on the screen without causing any distortion. After ceiling mounting, fine adjustments can be done with a screwdriver.

Perfect Fit



Perfect Fit allows you to make image adjustments by moving the individual corners and sides independent from one another. Ideal for complex installations where sizing screen to image display is more difficult.

Instant Stack

Instant Stack lets you place one projector on top of another to project the same image from both onto a screen for added brightness. Overlaying the image is made easier with built-in tools including RS-232C control, Perfect Fit, Lens Shift and stacking alignment peg holes.

• When stacking projectors, there are various cautions and function limitations you should be aware of. Please ask your dealer for details.

High Reliability and Superior Convenient Functions

Dust Resistant Design

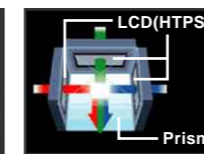


The projectors have a Dust Resistant Design with one air intake, and fans designed for

appropriate airflow to minimize dust in the optics/prism area. In addition, the Hybrid Filter has an electrostatic design with hybrid protection filter layers that protect the optics from dust, dirt and chalk particles. This filter also has a longer life (up to 4,000 hours*) than previous types, so the projector requires less frequent maintenance.

* Normal room condition.

Inorganic LCD Panels



Each projector utilizes three inorganic LCD panels, which feature higher resistance to light. The use of double speed drive further improves picture quality. In addition, the inorganic LCD panels offer high reliability.

Color Light Output of 5,000 Lumens (CP-X5021N)

The CP-X5021N has three LCD panels, enabling it to output a high brightness of 5,000 lumens of not only white light but colored light as well (the CP-WX4021N and CP-X4021N output 4,000 lumens). It will project bright color images in large classrooms, large meeting rooms, lecture halls, houses of worship, auditoriums...anywhere you need to use it.

WXGA (1280 x 800) and 720p Capability (CP-WX4021N)

Featuring WXGA resolution, the CP-WX4021N is capable of displaying wide and large images with excellent clarity. (CP-X5021N and CP-X4021N are XGA)

Easy Maintenance

The lamp door is on the top and the filter cover on the side, so maintenance and replacement can be done easily.



Versatile Security Functions

These projectors are equipped with a security bar that allows the attachment of a security chain. PIN Lock, MyScreen Lock and Transition Detector functions are also included. A security indicator that flashes adds to security effectiveness.



Security Bar Security Indicator

More Convenient Features

- PC-Less Presentation • Display via USB
- Mic. Input*1 and 16W Internal Speaker
- 2,000 : 1 High Contrast Ratio
- Low Noise of 29dB*2 (ECO Mode)
- Audio Pass Through*3 • Power Saving Mode • Template Function*4
- My Button • My Text • 4-Second Quick Start • Direct Power On/Off • Auto Vertical Keystone Correction • Network Bridge
- E-mail Alert • My Image (Image Transfer)
- Closed Caption • Compatible with AMX Device Discovery

*1 Compatible with dynamic microphones and unbalanced signal lines. *2 Typical. Tested in 23°C environmental conditions. *3 When in Normal mode at standby setting. It does not function in Saving mode. *4 Patent pending