



Ozone friendly
air conditioning



HITACHI
Inspire the Next[^]

CREATE YOUR OWN UTOPIA

THE NEW HITACHI DUCTED UTOPIA RANGE OFFERS EFFICIENT AND EFFECTIVE COMFORT AT THE TOUCH OF A BUTTON.



For over 40 years Hitachi have designed and manufactured reliable and efficient air conditioning systems to meet the demands of Australia's toughest weather extremes. Now introducing the latest Utopia models with R407C, the new ozone friendly refrigerant of the future.



NON OZONE DEPLETING AIR CONDITIONING

AIRCONOMICAL R407C Utopia Air Conditioning models now with R407C - The non ozone depleting refrigerant of the future.

The Hitachi ducted Utopia range offers efficient and effective comfort at the touch of a button. Even when it's extreme outside, conditioned air will be quietly delivered to areas of your choice. Ducted systems can also offer superior filtration and distribute clean air more effectively.



The powerful yet quiet outdoor unit can be located in a concealed position to suit away from living areas (up to 50 metres for most models) and operates in harsh outside conditions to ensure your comfort. Inside your home, air is quietly and discreetly distributed from a single unit that is completely hidden from view.

SAVE UP TO 60%* of your heating energy costs by using Hitachi reverse cycle heating mode.

QUIET OPERATION Reverse cycle Utopia outdoor units feature a unique "super silent" system which uses variable speed fans to effectively reduce operating sound levels.

THERE'S A MODEL TO SUIT YOUR NEEDS Hitachi Utopia and Utopia Big Series quietly deliver extra airflow and greater capacity to ensure even the largest room area is catered for.

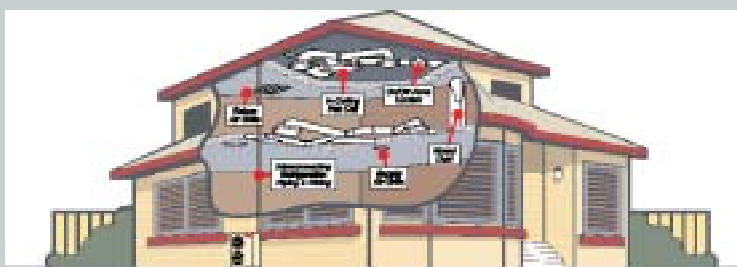
The new powerful outdoor unit with its larger coil is designed to handle Australian weather extremes - so you can always be in comfort.



HITACHI MINI DUCTED For smaller areas Hitachi Mini Ducted systems are one of the world's most effective forms of air conditioning, delivering the same Hitachi quality and reliability as larger systems.

HITACHI 5 YEAR WARRANTY The Hitachi 5 Year Warranty on parts and labour is your guarantee of the finest quality, service and customer support.

MADE IN AUSTRALIA Robertson indoor units are optimised for Hitachi to suit our unique conditions and building design.



DUCTED SYSTEM AIR CONDITIONERS

SAFE AND RELIABLE

STRINGENT QUALITY CONTROL Hitachi deals with suppliers who have ISO9000 Certification. Components are stringently tested to match Hitachi's quality policy, ensuring flawless operation, year after year.

REVOLUTIONARY SCROLL COMPRESSOR FOR QUIET RELIABILITY

All Utopia Models use Hitachi's patented Scroll Compressor giving low operating sound levels, low vibration and, more importantly, reliability.



Controller Panel

POWERFUL PERFORMANCE Hitachi's unique heat exchanger technology increases performance and efficiency.

REMOTE CONTROL WITH TIMER Hitachi's remote controller comes standard with a timer. This simple, easy to operate controller allows you to set your air to start cooling or heating at your specified temperature, when you want it to, and from the location of your choice.



OPTIONAL EXTRA: HITACHI CS-NET Computer controlled Network System allows you to easily access and remotely control an unlimited number of outdoor units. Software runs on Microsoft Windows™.

STRONG AND DURABLE Ruggedly built casing. Heavy gauge aluminium coil end plates, copper tubing and brass fittings. On most models, direct drive fan assemblies are constructed from strong glass filled nylon while fans are mounted to drive shafts



using a machined key way then secured with Ny-lock fixing. Bearings are lubricated for life.



Outdoor units can be placed up to 50m away from interior units

RELIABLE Hitachi Utopia units have been subjected to severe stress tests for extended periods. Each new Hitachi unit undergoes a full commercial test before leaving the factory. All operating parts are designed and built for long term operation in the harsh Australian environment.

HEALTHY AND CLEAN Both Utopia and Mini Ducted indoor units are fibreglass free and use foil faced insulation. This closed cell type material reduces moisture retention.





UTOPIA STANDARD CONTROL FUNCTIONS









- Cooling
- Heating
- Fan
- Dehumidify
- Automatic Mode
- On/Off Timer
- Large LCD temperature display









OPTIONAL FUNCTIONS

- Remote On/Off operation
- Automatic restart after power failure
- Remote room thermostat
- Remote mode changeover
- Remote run indication
- Remote cooling operation signal
- Remote heating operation signal
- Remote thermostat On/Off signal
- Remote room temperature sensor/s











DUCTED SYSTEM AIR CONDITIONERS











FEATURES AND TECHNICAL SPECIFICATIONS

									
INDOOR UNIT		Mini Ducted			Utopia Ducted				
Model		LD-2LR4	LD-2.5LR4	LD-3LR4	LD-2G6R	LD-2.5G6R	LD-3G6R	LD-3.5G6R	LD-4G5R
Combined Outdoor Unit	1ph	RAC-51 CHAM2	RAC-63 CHAM2	RAC-30 CHAM2	RAS-2 HGV7E	RAS-2.5 HGV7E	RAS-3 HGV7E	RAS-3.5 HGV7E	RAS-4 HGV7E
	3ph						RAS-3 HG7E	RAS-3.5 HG7E	RAS-4 HG7E
Rated Cooling Capacity	kW	4.6	6.3	7.9	4.9	6.7	7.4	9.3	11.1
Rated Heating Capacity	kW	5.3	6.5	8.3	5.2	7.0	7.5	9.4	12.2
Dimensions									
Height	mm	309	380	380	309	387	387	387	418
Width	mm	740	843	843	740	850	850	850	970
Depth	mm	386	473	473	386	500	500	500	490
Cabinet: Galvanised Steel									
Net Weight	kg	21	31	32	21	31	32	33	36
Indoor Fan Airflow	l/sec	260	450	540	260	450	540	600	720
External Static Pressure	Pa.	100	120	120	100	120	120	120	125
Motor	Watts	250	315	315	250	315	315	315	315
Running Current	High	2.0	2.5	2.7	2.0	2.5	2.7	2.8	3.0
Connections Refrig. Piping									
Liquid Inlet	mm	9.35	9.53	9.53	9.53	9.53	9.53	9.53	9.53
Gas Outlet	mm	15.88	15.88	15.88	15.88	15.88	15.88	15.88	19.05
Condensate Drain									
Primary OD	mm	25	25	25	25	25	25	25	25
Pipe Connections									
Safety ID	mm	20	20	20	20	20	20	20	20
Flanges									
Return Air OD	mm	350 (Oval)	710 x 307	710 x 307	350 (Oval)	710 x 307	710 x 307	710 x 307	850 x 360
Supply Air OD	mm	250 (Round)	500 x 260	500 x 260	250 (Round)	500 x 260	500 x 260	500 x 260	710 x 305
Standard Accessories: Mini Ducted Hand Held Controller					Standard Accessories: Hitachi Utopia Controller with self diagnostics				

										
OUTDOOR UNIT										
Model		RAC-51 CHAM2	RAC-63 CHAM2	RAC-30 CHAM2	RAS-2 HGV7E	RAS-2.5 HGV7E	RAS-3 HGV7E	RAS-3.5 HGV7E	RAS-4 HGV7E	
1ph										
	3ph						RAS-3 HG7E	RAS-3.5 HG7E	RAS-4 HG7E	
Dimensions										
Height	mm	650	650	875	800	800	800	1240	1240	
Width	mm	850	850	925	850	850	850	850	850	
Depth	mm	298	298	315	348	348	348	348	348	
Net weight	kg	60	60	75	64	65	66	85	94	
Compressor Type:										
HITACHI		Rotary	Scroll	Scroll	Scroll	Scroll	Scroll	Scroll	Scroll	
Condenser Fan										
Variable speed motor	Watts	60	60	75	70	70	70	80 + 70	80 + 70	
Connections Refrig. Piping										
Liquid Inlet	mm	9.53	9.53	9.53	9.53	9.53	9.53	9.53	9.53	
Gas Outlet	mm	15.88	15.88	15.88	15.88	15.88	15.88	15.88	19.05	
EER										
Cooling		2.46	2.67	2.49	2.55	2.46	2.40	2.66	2.46	
COP										
Heating		2.54	2.67	2.42	2.74	2.78	2.58	2.72	2.66	
Power Supply	Volts	240	240	240	240	240	240 415	240 415	240 415	
Running Current										
Cooling	Amps	8.3	10	12.2	10.0	12.2	14.2 5.4	14.5 6.2	20.1 7.9	
Minimum Isolator Size	Amps	15	20	20	15	20	20 20	25 20	32 20	
Sound Pressure Level	dB(A)	61	58	55	49	51	51	51	51	

For further specifications and performance data please contact your Hitachi specialist.

											
INDOOR UNIT Utopia Ducted											
Model		LD-5G5R	LD-5G5R-2	LD-6G6R	LD-6G5R-2	LD-7G5R-2	LD-8G5R	LD-8G5R-2	LD-10G5R	LD-10G5R-2	LD-12G6R-2
Combined Outdoor Unit	1ph		2x RAS-2.5 HGV7E		2x RAS-3 HGV7E	2x RAS-3.5 HGV7E		2x RAS-4 HGV7E			
	3ph	RAS-5 HG7E		RAS-6 HG7E	2x RAS-3 HG7E	2x RAS-3.5 HG7E	RAS-8 HG7E	2x RAS-4 HG7E	RAS-10 HG7E	2x RAS-5 HG7E	2x RAS-6 HG7E
Rated Cooling Capacity	kW	13.7	13.2	14.9	14.3	18.9	21.1	21.3	25.0	27.2	28.1
Rated Heating Capacity	kW	15.2	14.6	15.6	14.8	18.8	22.4	24.3	28.0	29.5	32.3
Dimensions											
Height	mm	418	418	418	418	446	446	446	446	446	446
Width	mm	970	970	1160	1160	1434	1434	1434	1584	1584	1584
Depth	mm	490	490	490	490	515	515	515	594	594	594
Cabinet: Galvanised Steel											
Net Weight	kg	39	41	46	43	62	62	62	75	75	75
Indoor Fan Airflow	l / sec	850	850	950	950	1150	1250	1250	1450	1450	1500
External Static Pressure	Pa.	125	125	125	125	140	140	140	150	150	150
Motor Running Current	Watts	600	600	600	600	750	750	750	750	750	750
	High	3.8	3.8	4.5	4.5	6.0	6.0	6.0	6.8	6.8	6.8
Connections Refrig. Piping											
Liquid Inlet	mm	9.53	9.53x2	9.53	9.53x2	9.53x2	12.70	9.53x2	15.88	9.53x2	9.53x2
Gas Outlet	mm	19.05	15.88x2	19.05	15.88x2	15.88x2	28.58	19.05x2	28.58	19.05x2	19.05x2
Condensate Drain											
Primary OD	mm	25	25	25	25	25	25	25	25	25	25
Pipe Connections											
Safety ID	mm	20	20	20	20	20	20	20	20	20	20
Flanges											
Return Air OD	mm	850 x 360	850 x 360	1040 x 360	1040 x 360	1300 x 410	1300 x 410	1300 x 410	1450 x 410	1450 x 410	1450 x 410
Supply Air OD	mm	710 x 305	710 x 305	710 x 305	710 x 305	830 x 300	830 x 300	830 x 300	830 x 300	830 x 300	830 x 300
Standard Accessories: Hitachi Utopia Controller with self diagnostics											

											
OUTDOOR UNIT											
Model (each)	1ph		2x RAS-2.5 HGV7E		2x RAS-3 HGV7E	2x RAS-3.5 HGV7E		2x RAS-4 HGV7E			
	3ph	RAS-5 HG7E		RAS-6 HG7E	2x RAS-3 HG7E	2x RAS-3.5 HG7E	RAS-8 HG7E	2x RAS-4 HG7E	RAS-10 HG7E	2x RAS-5 HG7E	2x RAS-6 HG7E
Dimensions (each)											
Height	mm	1240	800	1240	800	1240	1562	1240	1562	1240	1240
Width	mm	850	850	850	850	850	1000	850	1000	850	850
Depth	mm	348	348	348	348	348	875	348	875	348	348
Net weight (each)	kg	98	65	106	66	85	230	94	240	98	106
Compressor Type:		Scroll	Scroll	Scroll	Scroll	Scroll	Scroll	Scroll	Scroll	Scroll	Scroll
Condenser Fan variable speed motor	Watts	80 + 70	70	80 + 80	70	80 + 70	600	80 + 70	600	80 + 70	80 + 80
Connections Refrig. Piping											
Liquid Inlet	mm	9.53	9.53x2	9.53	9.53x2	9.53x2	12.70	9.53 x 2	15.88	9.53 x 2	9.53x2
Gas Outlet	mm	19.05	15.88x2	19.05	15.88x2	15.88x2	28.58	19.05 x 2	28.58	19.05 x 2	19.05x2
EER	Cooling	2.48	2.36	2.58	2.41	2.76	2.54	2.31	2.45	2.45	2.54
COP	Heating	2.66	2.64	3.06	2.54	2.76	2.73	2.55	2.79	2.62	2.84
Power Supply											
Volts		415	240	415	240 415	240 415	415	240 415	415	415	415
Running Current											
Cooling	Amps	8.5	12.2x2	10.2	14.2x2 5.2x2	14.5x2 6.0x2	16.8	20.1x2 8.1x2	19.9	9.6x2	10.2x2
Minimum Isolator Size	Amps	20	20x2	20	20x2 20x2	25x2 20x2	32	32x2 20x2	32	20x2	20x2
Sound Pressure Level	dB(A)	54	51	55	51	51	61	51	61	54	55

NOTES - 1: Twin circuit units built to order, please check availability.

2: The rated performance is the combined capacity of the Hitachi standard split system, based on the following:-

Cooling Operation Conditions: Indoor Coil Air Inlet Temp. 27°C DB with 19°C WB Outdoor Air Inlet Temperature: 35°C.

Heating Operation Conditions: Indoor Coil Air Inlet Temp. 20°C DB. Outdoor Coil Air Inlet Temp. 7°C DB, 6°C WB. 3: Interconnecting piping length 5 metres.

Available from:

INDOOR UNITS	OUTDOOR UNITS
 LD-2LR4	 RAC-51CHAM2
 LD-2.5LR4	 RAC-63CHAM2
 LD-3LR4	 RAC-30CHAM2
 LD-2G6R & LD-2.5G6R &LD-3G6R & LD-3.5G6R	 RAS-2HGV7E & RAS-2.5HGV7E & RAS-3HGV7E
 LD-4G5R & LD-5G5R	 RAS-3.5HGV7E & RAS-4HGV7E & RAS-5HG7E & RAS-6HG7E
 LD-6G6R	 RAS-8HG7E & RAS-10HG7E
 LD-8G5R	
 LD-10G5R	

Mini Ducted Utopia



CALL 1800 032 689 FOR YOUR NEAREST STOCKIST
 Hitachi Australia Limited ABN 34 075 381 332
 Level 3, Waterloo Road, North Ryde NSW 2113
www.hitachi.com.au