

# HITACHI BEBICON COMPRESSORS

Oil-free Scroll Air Compressor (2.2-33kW)

**HITACHI**  
Inspire the Next



# BEBICON

Innovation, Performance and Reliability

**Low noise, low vibration & high reliability.  
Great energy savings with Multi-Drive Control.**

High Reliability

Space Saving

Multi-Drive Control

Energy Saving



SRL-5.5MB5A



SRL-7.5MB5A



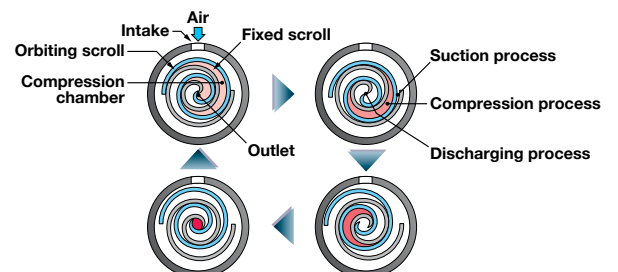
SRL-11MB5A

**Model Nomenclature:** SRL – 5.5 MB 5 A

Oil-free SCROLL |  
for ASIA/Australia  
Frequency (5 : 50Hz)  
MB type  
Motor Nominal Output (kW)

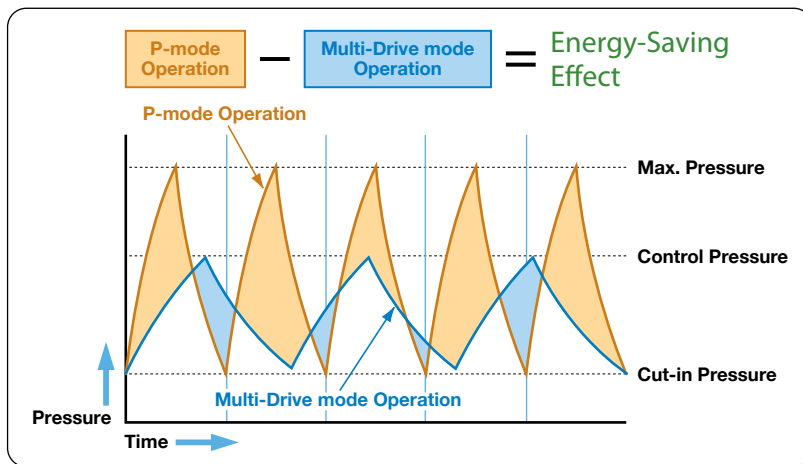
## Scroll Compression Principle

1. Compressor sucks air through an air inlet located at outer scroll.
2. Compression chamber becomes smaller with the rotary movement and trapped air is compressed.
3. Compression chamber achieves minimum volume at the centre of the scroll and air is pumped out through the air outlet located at the centre of scroll.
4. The suction, compression & discharging process is repeated continuously.



## Energy saving with Multi-Drive Control

Control Mode setting can be changed between Multi-Drive Control and Pressure Switch Control. Under Multi-Drive Control mode, the operation of SRL heads is modified automatically, responding to the need of air. The necessary pressure is maintained producing an optimized, energy-saving performance.



### P-Mode:

Similar to conventional Pressure Switch Control, if maximum pressure is reached, the compressor will stop operating. When the pressure decreases to the cut-in pressure, the compressor will restart.

### Multi-Drive Mode:

The compressor is automatically controlled to maintain the necessary operating pressure (control pressure). Unnecessary power consumption is prevented by avoiding reaching maximum pressure - and energy savings are achieved.


## Space saving

Because the back and right sides are flat and the exhaust extraction is from the top, it's possible to install the compressor with two sides close to walls. Installation space is greatly saved.

\* It is still necessary to secure space for maintenance.

## Low noise, low vibration

o Noise level is a low 47dB [A] - as quiet as a library! (3.7kW)



o Low vibration: pencils remain standing on the top during operation.



## Easy to use

1. No need to change oil and separate the oil from drain. No need to install oil mist filter as well.\*
2. Well-designed structure means easy maintenance - for the draining and cleaning of suction filters.

\* If the suction air is thought to contain oil, it is necessary to install an oil mist filter.

## Specifications

Control Method	Motor Nominal Output	Model	Compressor												Air Outlet	Air Tank Volume	External Dimensions (WxDxH)	Weight	Noise Level	
			Max Pressure	ON-OFF Control Pressure				Capacity at Maximum Pressure												
				0.8 MPa	0.85 MPa		1.0 MPa		0.8 MPa		0.85 MPa		1.0 MPa							
kW	-	MPa	MPa	PSIG	MPa	PSIG	MPa	PSIG	L/min	CFM	L/min	CFM	L/min	CFM	-	L	mm	Kg	dB(A)	
P-Mode	2.2	SRL-2.2MB5A	0.85 (1.0)	-	-	0.65-0.85	94-123	0.8-1.0	116-145	-	-	240	8.5	200	7	Rc 3/8 Stop Value x 1	18	680 x 640 x 1,030	129	46
	3.7	SRL-3.7MB5A	0.85	-	-			-	-	-	-	400	14	-	-		24		175	47
	5.5	SRL-5.5MB5A	0.85 (1.0)	-	-			0.8-1.0	116-145	-	-	600	21	500	18		24 (Necessary for additional air receiver tank)		184	50
Multi-Drive/P-Mode	7.7	SRL-7.5MB5A	0.8 (1.0)	0.65-0.8	94-116	-	-	0.8-1.0	116-145	880	31	-	-	700	25	Rc3/4 x 1	-	960 x 660 x 1,190	315 (312)	57
	11	SRL-11MB5A								1,260	45	-	-	1,000	35			350 (344)	59	
	16.5	SRL-15MB5A								1,890	67	-	-	1,500	53	1,280 x 770 x 1,450		515 (506)	61	
	22	SRL-22MB5A								2520	89	-	-	2000	70.6	1,330 x 880 x 1,900		720 (708)	61	
	33	SRL-33MB5A								3780	133	-	-	3000	106	1,360 x 1,030 x 1,670		1000	63	

Note:

1. Air capacity is converted value at its inlet condition. For guaranteed values, contact your nearest dealer or HITACHI local representative office.
2. Noise level is measured at 1.5m front, under full-load operation in an anechoic room. It may vary in different operation conditions or environments.
3. It is necessary to install an air receiver tank for 5.5kW and above models to reduce ON-OFF frequency. For 2.2/3.7kW models, it is also recommended to install an additional air receiver tank.

4. External dimensions indicate the package panel ONLY, NOT including protruding objects such as discharge outlet.
5. Ambient temperature must be between 0 (at which there is no freeze of drain water) and 40°C.
6. 1.0MPa model is optional for all models except for 3.7kW. Refer ( ) for corresponding data.
7. Hitachi air compressors are not designed, intended or approved for breathing air applications.
8. Motors start with full voltage and on 3 phase source.

## Hitachi Australia Pty Ltd

Level 8, 123 Epping Road, Macquarie Park NSW 2113  
 Locked Bag 2052, North Ryde NSW 2113  
 TEL: +61 (2) 9888-4100 FAX: +61 (2) 9888-4188  
 Email: compressors@hitachi.com.au  
 Website: www.hitachi.com.au/products/business/power/atg.dhtml

For further information please contact your nearest sales representative.