

PLASMA AND LCD TELEVISIONS



HITACHI
Inspire the Next

Plasma & LCD Televisions

Welcome to state-of-the-art screen technology that is second to none. Hitachi's new generation of high performance plasma TVs offers 42" and 55" screens with advanced features and specifications such as Picture Master digital processors that deliver virtual, true-to-life images with up to 68.6 billion colours. Equally impressive and available in 26", 32" and 37" screens, our latest breed of LCD TVs sets a new benchmark for sophisticated technology and stunning design, with In-Plane Switching technology (IPS) only one of many cutting-edge features.

Whether you're watching a movie, surfing the web, or delivering a presentation in a boardroom setting, you can expect a high performance picture with brilliant graphics, razor sharp images and optimum control of colour enhancement.

Our aesthetic, sleek designs make for a distinguished addition to any work or home environment. And with our motorised swivel, you can change the direction of the panel from the comfort of your armchair to suit your needs.*

Read on to discover more about the very latest in the Hitachi Plasma and LCD range. The future of TV has arrived. It's time to see life from a whole new perspective.



From the Past into Future

50 Years of HITACHI TVs

*Features may vary by model.

Turn to Hitachi for the ultimate in plasma screen technology.



PLASMA & LCD TELEVISIONS



Advanced Image Processor

PICTURE MASTER

Hitachi's advanced digital signal processor reproduces high resolution images with superior colour density. Our plasma TVs are capable of displaying up to 4,093 individual steps per colour (**R**ed, **G**reen, **B**lue), resulting in a total of 68.6 billion colours. Similarly, our LCD TVs achieve up to 1.06 billion colours (1,021 steps per colour). For sharper, clearer images and true-to-life quality.*

HITACHI PLASMA TV



HITACHI LCD TV



ADVANCED DIGITAL COLOUR MANAGEMENT

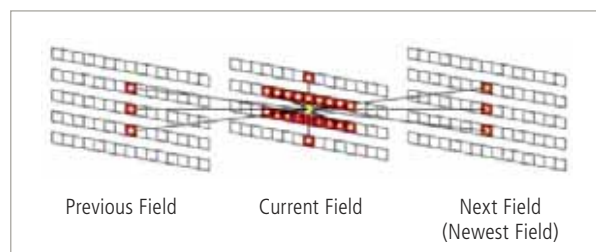
This system has been created to control a whole spectrum of designated colours, independent colour combinations or colour richness. Advanced Colour Management delivers the purest whites, brilliant blue skies and the most vibrant blazing reds – a virtual feast for the eyes.

BRIGHT, CLEAR PICTURES WITH ADVANCED DYNAMIC CONTRAST

Our advanced Picture Master* image processor is able to automatically detect the amplitude level of digitally converted input signals to display scenes with the most suitable contrast. Be it bright scenes or dark images, the final result is pictures with dynamic, optimum contrast.

VT (VERTICAL TEMPORAL) FIELD IMAGE PROCESSING

The progressive image is generated by making use of a total of 3 consecutive fields of information. The VT 3 Field Image Processing detects 26 points instead of the usual 8 points to determine the correct video image.



MEMORISING YOUR INPUT (MEMORY BY INPUT)

The Picture Master* image processor has the capability to memorise your personalised picture settings in adjustments made to the contrast, brightness, colour, tint, sharpness, colour temperature and noise reduction. It remembers individual settings for all input sources in Dynamic, Natural and Cinema modes, automatically recalling these settings for each input device (eg. DVD player, VCR, set top box etc).

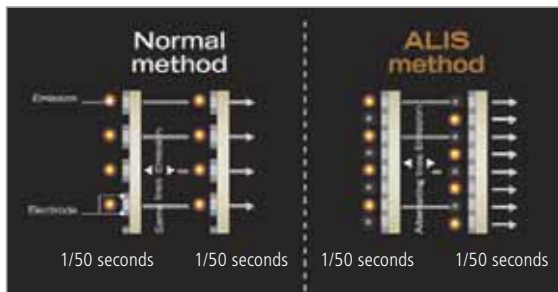
*Picture Master available in 8800 / 8900 series.
Features may vary by model. See specifications for further details.

PLASMA & LCD TELEVISIONS

Plasma

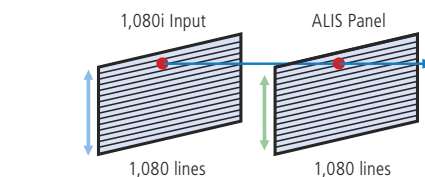
ADVANCED ALIS PANEL – UP TO 1,400cd/m²

The ALIS (Alternate Lighting of Surfaces) technology on Hitachi's 42" plasma models will dazzle you with its ability to match high definition input signals. With a fine pitch display of over one million pixels, every detail is reproduced to perfection.



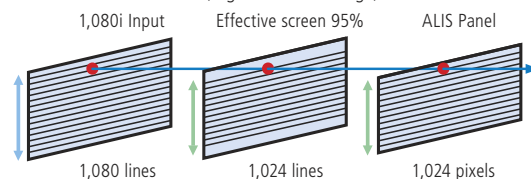
Precise, vertical 1,024/1,080 pixels and a high luminance effect are made possible by emitting light from even numbered and odd numbered lines alternately every 1/50 second.

42PD8900TA with ALIS 1,080 Line Panel (High Definition Image)



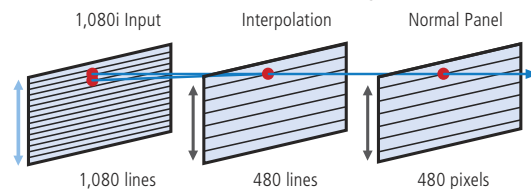
1,080 lines of high definition input signals are displayed with little interpolation processing.

42PD7300TA & 42PD580DTA with ALIS 1,024 Line Panel (High Definition Image)



1,080 lines of high definition input signals are displayed in 1,024 lines with little interpolation processing.

Normal Panel (Normal Image)



Extra processing is needed to convert input signal for displaying 1,080 lines of information

Our 42" models come with a panel luminance whitepeak of 1,400cd/m², enabling unprecedented clear, bright pictures. All models bring you stunning high contrast images, allowing you to experience magnificent viewing from high quality sources such as high definition digital broadcasts.

TRUE HIGH DEFINITION IMAGES

The ALIS panel is developed to match high definition input signals. 1,080 lines are displayed with minimal interpolation processing, thereby displaying true high resolution images.

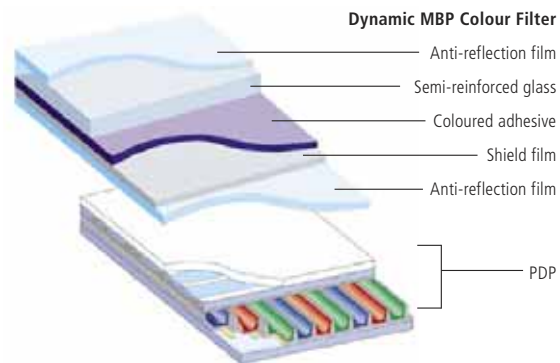
LONGER PANEL LIFE

By lighting the screen lines alternately, the ALIS technology panel significantly reduces the wear on screen phosphors, thus achieving an average panel life of approximately 60,000 hours (when panel life function is used).*

* 60,000 hours average to half original brightness based on measurements in Hitachi's standards. Actual hours may vary depending upon operating conditions and environment.

HIGHLY ENHANCED CONTRAST WITH DYNAMIC MBP COLOUR FILTER

Hitachi's new high resolution Plasma TVs are equipped with a dynamic Multi Band Pass (MBP) colour filter. This vastly improves the reproduction of black without sacrificing brightness levels.



SILENT OPERATION

Hitachi Plasma TVs have been specifically developed without any fans for cooling, so you can watch all your favourite channels in total peace.

FAST RESPONSE FOR MOTION PICTURES

Using the same fluorescent phosphors as conventional Cathode Ray Tube (CRT) televisions to emit light, Plasma TVs are ideally suited for displaying moving images. The fast response for motion pictures results in smooth, natural moving images.

SUPERIOR IMAGE CONTRAST

As Plasma TVs are self-luminescent, they excel in the reproduction of black under theatre-like lighting. They are also equipped with the ability to reproduce dynamic contrast by making darker areas more intense and brighter areas more vivid. With this breakthrough in technology, you can enjoy realistic and exciting images.

WITH IPS



WITHOUT IPS



LCD

SUPERIOR LCD TECHNOLOGY



When viewed off centre, conventional LCD screens suffer from lacklustre colours and poor contrast. Likewise, images can appear washed out at nighttime or in darker rooms.

Developed by Hitachi, IPS technology lets you enjoy superb picture quality with rich colour definition and high contrast from almost any viewing angle – up to 178 degrees both horizontally and vertically. What's more, images on a Hitachi LCD screen retain their superior contrast and crisp definition, even in poor lighting conditions. So no matter where you're sitting (or standing), you'll always see brilliant, true-to-life pictures.

Features may vary by model. See specifications for further details.

PLASMA & LCD TELEVISIONS



Advanced Features

BUILT-IN TV TUNERS

The entire revolutionary range of Hitachi Plasma and LCD TVs now come with built-in analogue TV tuners. Selected models offer twin tuners to further enhance your convenience. It's no longer necessary to buy a separate tuner or install any additional setup to receive TV signals, the 42PD580DTA even offers an integrated HD tuner. So now you can enjoy total entertainment, all in one, giving you a choice of PinP, Split, P on P4 and P on P12. For further details see our specifications table.




TWIN ANALOGUE TUNERS

DVD PLAYER COMPATIBLE REMOTE CONTROL

The sleek remote control on our 8800 / 8900 series gives you full access to all functions of the Plasma TV and primary functions of DVD players – Hitachi, Pioneer, Panasonic, Toshiba, Philips, JVC, Samsung, Sony, Onkyo, and more.*

*Features may vary by model.
Not all models of the listed brands are compatible.



POWERFUL SOUND

Hearing is believing. Which is why Hitachi TVs generate an immersive, crystal clear surround sound experience to match the true-to-life picture quality. Ranging from 20W to 36W and fitted with a 3-way, 10 speaker sound system (including 2 woofers), Hitachi is sure to blow you away. See specifications for further details.

FULL DIGITAL AMPLIFIER

Designed to process both the input and output sound signal in full digital format, the Full Digital Amplifier provides high quality digital audio performance. The design also incorporates oxygen-free copper material in the sound output coil to facilitate maximum signal transmission and reduce sound deterioration.

HDMI

The latest High Definition Multimedia Interface is included on all models, to provide an interface between any audio/video source, supporting digital video and multi-channel digital audio on a single cable. Selected models offer twin HDMI inputs for your convenience.

DYNAMIC BASS

This provides deep, rich bass to small speaker systems by boosting low frequency sounds. This allows super bass effect without a subwoofer or additional speaker components.

MOTORISED SWIVEL

A true turning point for Plasma and LCD screens. It is now possible for you to change the direction of the panel 30 degrees in either direction of centre with the touch of a button. Perfect for board meeting situations, or for private viewings of your favourite movie, you can swivel the screen from the comfort of your chair.

USB PHOTO INPUT TERMINAL & SD CARD SLOT

This unique feature enables you to perform a slide show of all your favourite digital pictures directly onto your TV screen. Simply plug your SD card, digital camera or card reader into the side terminal and photos can be displayed as a slide show or even rotated to 90, 180 or 270 degrees.*

*USB 1.1 (Usage for digital still camera and USB card reader only). Features may vary by model. See specifications for further details.

PLASMA & LCD TELEVISIONS



Specifications



55PD8800TA PLASMA

68.6
Billion
Colours



TWIN
HDMI

PHOTO
CONNECT
SD CARD • USB



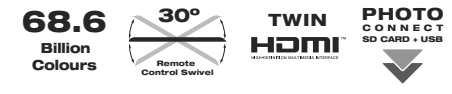
42PD7300TA PLASMA



42PD580DTA PLASMA



42PD8900TA PLASMA



37LD8800TA LCD



32LD8800TA LCD



32LD380TA LCD



26LD8000TA2 LCD



Design and specifications subject to change with product improvement.

PLASMA & LCD TELEVISIONS

Plasma

| | | 42PD7300TA | 42PD580DTA |
|----------------------------|---------------------------------------|---|--|
| | | 42" (106cm) HD READY PLASMA TV | 42" (106cm) PLASMA HDTV |
| DISPLAY | EFFECTIVE DISPLAY AREA [H x V] | 922mm x 522mm, (1,059mm) Diagonal, 16:9 | 926mm x 525mm, (1,064mm) Diagonal, 16:9 |
| | NUMBER OF PIXELS [H x V] | 1,024 x 1,024 pixels (A3 ALIS) | 1,024 x 1,024 pixels (A3 ALIS) |
| | PIXEL PITCH [H x V] | 0.90 x 0.51mm | 0.90 x 0.51mm |
| | NUMBER OF COLOURS / GREY SCALE | 16.77 Million Colours / 256 Grey Scale | 16.77 Million Colours / 256 Grey Scale |
| | PANEL BRIGHTNESS (AT WHITE PEAK) | 1,400cd/m ² | 1,400cd/m ² |
| | CONTRAST RATIO (PANEL) | 3,000:1 (Typical) | 3,000:1 (Typical) |
| INPUT SIGNAL | RF | U/V tuner: NTSC M, SECAM B,G / D,K, PAL B, G/I/D, K | Analogue U/V tuner: NTSC M, SECAM B,G / D,K, PAL B, G/I/D, K Digital: DVB HD Tuner Built-in |
| | RF MULTIPLEX | A2 / NICAM | A2 / NICAM |
| | TEXT / VIDEO SIGNAL | 250 pages / NTSC 3.58 / 4.43, PAL, SECAM | 250 pages / NTSC 3.58 / 4.43, PAL, SECAM |
| | COMPONENT SIGNAL | 480i/p, 576i/p, 720p (50/60), 1080i (50/60) | 480i/p, 576i/p, 720p (50/60), 1080i (50/60) |
| | HDMI SIGNAL (VIDEO MODE) | 480i/p, 576i/p, 720p (50/60), 1080i (50/60), VGA | 480i/p, 576i/p, 720p (50/60), 1080i (50/60), VGA |
| | ANALOGUE RGB SIGNAL | VGA-SXGA (31.5 to 80kHz, 50Hz to 85Hz (1,024 x 768/60Hz recommended)) | |
| SIGNAL INPUT AND TERMINALS | RGB INPUT / VIDEO INPUT | RGB1 (RGB): Mini D-sub 15P + Audio: Stereo mini jack / Input1 (CVBS) + (L,R): RCA pin Input2 (S-video) + (L,R): RCA pin Input3 (Y,Pb,Pr) + (L,R): RCA pin, HDMI | RGB1 (RGB): Mini D-sub 15P + Audio: Stereo Mini Jack / Input1 (CVBS) + (L,R): RCA pin Input2 (S-video) + (L,R): RCA pin Input3 (Y,Pb,Pr) + (L,R): RCA pin HDMI |
| | SIDE INPUT / PHOTO INPUT | No / No | No / No |
| SIGNAL OUTPUT | HEADPHONE OUTPUT / SUBWOOFER OUTPUT | No / Yes | No / Yes |
| | A/V OUTPUT | TV / AV / SV | TV / AV / SV |
| PICTURE | NOISE REDUCTION / LTI / CTI | Yes / No | Yes / No |
| | PICTURE MODES / COMB FILTER | 3 (Natural, Cinema, Dynamic) / 2L (PAL) / 3D (NTSC) Comb Filter | 3 (Natural, Cinema, Dynamic) / 2L (PAL) / 3D (NTSC) Comb Filter |
| | WHITE BALANCE | 5 (Cool, Normal, Warm, Black & White, User) | 5 (Cool, Normal, Warm, Black & White, User) |
| | DYNAMIC CONTRAST / COLOUR MANAGEMENT | No / No | No / No |
| SOUND | SURROUND / ENHANCEMENT | SRS WOW / No | SRS WOW / No |
| | AUTO VOLUME LEVeller (AVL) | No | No |
| | SOUND MODE | No | No |
| | AUDIO POWER (RMS) | 10W+10W | 10W+10W |
| OPERATION | OSD LANGUAGES / TIMER (OFF / ON) | English, T-Chinese, S-Chinese, Russian, Japanese / No | English, T-Chinese, S-Chinese, Russian, Japanese / No |
| | MULTI PICTURE FUNCTION | PIP (main) TV, Input1/ 2/ 3(480i), HDMI, RGB, (sub) TV, Input1/2 | PIP (main) TV, Input1/ 2/ 3(480i), HDMI, RGB, (sub) TV, Input1/2 |
| | WIDE MODE [PICTURE SIZE] – TV/VIDEO | 6 Mode: 4:3 Standard, Panoramic, 4:3 Zoom 1/2, Full, 16:9 Zoom | 6 Mode: 4:3 Standard, Panoramic, 4:3 Zoom 1/2, Full, 16:9 Zoom |
| | WIDE MODE [PICTURE SIZE] – PC | Full (Auto Adjust) | Full (Auto Adjust) |
| GENERAL | POWER REQUIREMENT | AC100-240V, 50/60Hz | AC100-240V, 50/60Hz |
| | POWER CONSUMPTION, PEAK / STANDBY | 350W / <3W | 350W / <3W |
| | DIMENSIONS [W x H x D] | Excluding Stand: 1,036mm x 713mm x 93mm Including Stand: 1,036mm x 775mm x 330mm | Excluding Stand: 1,036mm x 713mm x 121mm Including Stand: 1,035mm x 775mm x 330mm |
| | WEIGHT (EXCLUDING / INCLUDING STAND) | 32.8kg / 40.3kg | 33.6kg / 41.1kg |
| | DESK STAND (INCLUDED) | Fixed Desk Stand (CMPAD42TS – packed separately) | Fixed Desk Stand (CMPAD42T – packed separately) |
| | STAND DIMENSIONS [W x H x D] / WEIGHT | 676mm x 247mm x 330mm / 7.5kg | 676mm x 247mm x 330mm / 7.5kg |

Plasma

| | | 42PD8900TA | 55PD8800TA |
|----------------------------|---------------------------------------|---|---|
| | | 42" (106cm) HD READY PLASMA TV (TWIN ANALOGUE TUNERS) | 55" (140cm) HD READY PLASMA TV (TWIN ANALOGUE TUNERS) |
| DISPLAY | EFFECTIVE DISPLAY AREA [H x V] | 922mm x 522mm, (1,059mm) diagonal, 16:9 | 1,230mm x 692mm, (1,412mm) Diagonal, 16:9 |
| | NUMBER OF PIXELS [H x V] | 1,024 x 1,080 pixels (A4 ALIS) | 1,366 x 768 pixels (P2 ALIS) |
| | PIXEL PITCH [H x V] | 0.90 x 0.51mm | 0.90 x 0.90mm |
| | NUMBER OF COLOURS / GREY SCALE | 68.6 Billion Colours / 4,093 Grey Scale | 68.6 Billion Colours / 4,093 Grey Scale |
| | PANEL BRIGHTNESS (AT WHITE PEAK) | 1,400cd/m ² | 1,000cd/m ² |
| | CONTRAST RATIO (PANEL) | 4,000:1 (Typical) | 1,000:1 (Typical) |
| INPUT SIGNAL | RF | W-U/V tuner: NTSC-M, SECAM B, G/D, K/K1, PAL B, G, H/I/D, K | |
| | RF MULTIPLEX | A2 / NICAM | |
| | TEXT / VIDEO SIGNAL | 100 pages / PAL, SECAM, NTSC3.58, NTSC4.43, PAL60, N-PAL, M-PAL | 100 pages / PAL, SECAM, NTSC3.58, NTSC4.43, PAL60, N-PAL, M-PAL |
| | COMPONENT SIGNAL | 480i/p, 576i/p, 720p (50/60), 1080i (50/60) | 480i/p, 576i/p, 720p (50/60), 1080i (50/60) |
| | HDMI SIGNAL (VIDEO MODE) | 480i/p, 576i/p, 720p (50/60), 1080i (50/60), VGA | 480i/p, 576i/p, 720p (50/60), 1080i (50/60), VGA |
| | ANALOGUE RGB SIGNAL | VGA-UXGA (15kHz, 30 to 106kHz, 50Hz to 85Hz) | |
| SIGNAL INPUT AND TERMINALS | RGB INPUT / VIDEO INPUT | RGB : Mini D-sub 15P + Audio: Stereo Mini Jack / AV1, 2 (CVBS / Y,Pb,Pr) + (L,R): RCA pin AV3 (CVBS,S-video) + (L,R): RCA pin AV4 (CVBS) + (L,R): RCA pin AV5 (CVBS,S-video) + (L,R): RCA pin (Side Input) HDMI1 (Video) HDMI2 (Video) + 3.5mm Stereo Mini Jack | |
| | SIDE INPUT / PHOTO INPUT | Yes / Yes (USB+SD) | |
| SIGNAL OUTPUT | HEADPHONE OUTPUT / SUBWOOFER OUTPUT | Yes / Yes | |
| | A/V OUTPUT | 1(CVBS) + L/R: RCA pin | |
| PICTURE | NOISE REDUCTION / LTI / CTI | Yes / Yes | |
| | PICTURE MODES / COMB FILTER | 3 (Natural, Cinema, Dynamic) / 3D Y/C Comb Filter | |
| | WHITE BALANCE | 4 (Cool, Normal, Warm, Black & White) | |
| | DYNAMIC CONTRAST / COLOUR MANAGEMENT | Yes / Yes | |
| SOUND | SURROUND / ENHANCEMENT | SRS WOW / BBE | |
| | AUTO VOLUME LEVELLER (AVL) | Yes (Perfect Volume) | |
| | SOUND MODE | 4 (Movie, Music, Speech, Favourite) | |
| | AUDIO POWER (RMS) | 36W (10 Speakers) | |
| OPERATION | OSD LANGUAGES / TIMER (OFF / ON) | English, T-Chinese, S-Chinese, Russian, Japanese, Arabic / Yes | |
| | MULTI PICTURE FUNCTION | PIP, SPLIT, 4 Picture, 12 picture (main) AV1-5, HDMI1-2, TV, RGB, (sub) AV1-5, TV | |
| | WIDE MODE [PICTURE SIZE] – TV/VIDEO | 5 Mode: Panoramic, Zoom, Cinema, Full, 4:3 | |
| | WIDE MODE [PICTURE SIZE] – PC | 6 Mode: Full, Real, Normal, Zoom1, Zoom2, Zoom3 | |
| GENERAL | POWER REQUIREMENT | AC100-240V, 50/60Hz | |
| | POWER CONSUMPTION, PEAK / STANDBY | 370W / <3W | |
| | DIMENSIONS [W x H x D] | Excluding Stand: 1,134mm x 648mm x 98mm Including Stand: 1,134mm x 728mm x 350mm | |
| | WEIGHT (EXCLUDING / INCLUDING STAND) | 37.3kg / 43.0kg | |
| | DESK STAND (INCLUDED) | Power Swivel (SD8G4237 – packed separately) | |
| | STAND DIMENSIONS [W x H x D] / WEIGHT | 520mm x 182mm x 350mm / 5.7kg | |
| | | 680mm x 196mm x 450mm / 11.5kg | |

PLASMA & LCD TELEVISIONS

LCD

| | | 26LD8000TA2 26" (66cm) LCD TELEVISION | 32LD380TA 32" (81cm) LCD TELEVISION |
|----------------------------|--|---|--|
| DISPLAY CHARACTERISTICS | IPS LCD / EFFECTIVE DISPLAY AREA [H x V] | Yes / 576mm x 324mm, (660mm) Diagonal, 16:9 | No / 698mm x 392mm, (800mm) Diagonal, 16:9 |
| | NUMBER OF PIXELS [H x V] | 1,366 x 768 pixels | 1,366 x 768 pixels |
| | PIXEL PITCH [H x V] | 0.42 x 0.42 mm | 0.51 x 0.51mm |
| | NUMBER OF COLOURS / GREY SCALE | 16.77 Million Colours / 256 Grey Scale | 16.77 Million Colours / 256 Grey Scale |
| | VIEWING ANGLE (LEFT/RIGHT/UP/DOWN) | 176 Degrees (Typical) | 170 Degrees (Typical) |
| | PANEL BRIGHTNESS (AT WHITE PEAK) | 500 cd/m ² | 500 cd/m ² |
| | CONTRAST RATIO (PANEL) | 600:1 (Typical) | 800:1 (Typical) |
| | LCD RESPONSE TIME | 8 Milliseconds (Grey to Grey) | 8 Milliseconds (Grey to Grey) |
| INPUT SIGNAL | RF / RF MULTIPLEX | U/V Tuner: NTSC3.58, SECAM B/G, D/K, PAL I, B/G, D/K / A2 / NICAM | U/V Tuner: NTSC M, SECAM B/G, D/K, K', PAL I, H, B/G, D/K / A2 / NICAM |
| | TEXT / VIDEO SIGNAL | 100 pages / NTSC3.58 / 4.43, PAL, SECAM | 812 pages / NTSC3.58 / 4.43, PAL, SECAM |
| | COMPONENT SIGNAL | 480i/p, 576i/p, 720p (50/60), 1080i (50/60) | 480i/p, 576i/p, 720p (50), 1080i (50/60) |
| | HDMI SIGNAL (VIDEO MODE) | No | 480i/p, 576i/p, 720p (50), 1080i (50/60), VGA |
| | ANALOGUE RGB SIGNAL | VGA-WXGA (30.5 to 61kHz, 55Hz to 64Hz (1,366 x 768 / 60Hz Recommended)) | VGA-WXGA |
| SIGNAL INPUT AND TERMINALS | RGB INPUT | RGB: Mini D-sub 15P, Audio: Stereo Mini Jack | RGB : Mini D-sub 15P, Audio: Stereo mini jack |
| | DVI INPUT | 24 pin D | No |
| | VIDEO INPUT | Video1, 2 (Y,Pb,Pr) + (L,R) : RCA pin Video3, 4 (CVBS,S-video) + (L,R): RCA pin | AV1, 2, 3 (CVBS / S-video) + (L,R): RCA pin Component1, 2 (Y,Pb,Pr) + (L,R): RCA pin, HDMI (HDMI) + DVI Audio In: Mini Jack |
| | SIDE INPUT / PHOTO INPUT | Yes / No | Yes / No |
| SIGNAL OUTPUT | SPEAKER OUTPUT | 10W+10W | 10W+10W |
| | HEADPHONE OUTPUT / SUBWOOFER OUTPUT | Yes / Yes | No / Yes |
| | A/V OUTPUT | (CVBS,S-video) + (L,R): RCA pin | (CVBS,S-video) + (L,R): RCA pin |
| PICTURE | NOISE REDUCTION / LTI / CTI | Yes / No | Yes / Yes |
| | PICTURE MODES / COMB FILTER | 4 (Dynamic, Natural, Game, Cinema) / 3D Y/C Comb Filter | No / 5L Comb Filter |
| | WHITE BALANCE | PC Mode: 3 (High, Low, Manual), Video Mode: 2 (High, Low) | 3 (Cool, Normal, Warm) |
| | DYNAMIC CONTRAST / COLOUR MANAGEMENT | No / No | No / No |
| SOUND | SURROUND / ENHANCEMENT | SRS WOW / No | SRS WOW / No |
| | AUTO VOLUME LEVELLER (AVL) | No | Yes (Perfect Volume) |
| | SOUND MODE / AUDIO POWER (RMS) | No / 10W+10W | No / 10W+10W |
| OPERATION | OSD LANGUAGES / TIMER (OFF / ON) | English, T-Chinese, S-Chinese, Russian / No | English, Chinese1, Chinese2, Russian / No |
| | P IN P FUNCTION | PIP: (Main) PC (Sub) TV, Video1 - 4, POP: (Main) PC, TV, Video1 - 4 (Sub) TV, Video1 - 4 | No |
| | WIDE MODE [PICTURE SIZE] – TV/VIDEO | 5 Mode: 4:3, Panoramic, Zoom, Cinema, Full | 3 Mode: Full, 4:3, Panoramic |
| | WIDE MODE [PICTURE SIZE] – PC | No | No |
| GENERAL | POWER REQUIREMENT | AC100-240V, 50/60Hz | AC100-240V, 50/60Hz |
| | POWER CONSUMPTION, PEAK / STANDBY | 120W / <1W | 150W / 1W |
| | DIMENSIONS [W x H x D] / WEIGHT | Including Stand: 662mm x 523mm x 267mm / 18.0kg | Including Stand: 822mm x 603mm x 333mm / 19.0kg |
| | STAND (INCLUDED) | Swivel | Yes |

LCD

| | | 32LD8800TA 32" (81cm) LCD TELEVISION | 37LD8800TA 37" (94cm) LCD TELEVISION |
|----------------------------|--|--|---|
| DISPLAY CHARACTERISTICS | IPS LCD / EFFECTIVE DISPLAY AREA [H x V] | Yes / 698mm x 392mm, (801mm) Diagonal, 16:9 | Yes / 819.6mm x 460.8mm, (940mm) Diagonal, 16:9 |
| | NUMBER OF PIXELS [H x V] | 1,366 x 768 pixels | 1,366 x 768 pixels |
| | PIXEL PITCH [H x V] | 0.51 x 0.51mm | 0.60 x 0.60mm |
| | NUMBER OF COLOURS / GREY SCALE | 1.06 Billion Colours / 1,021 Grey Scale | 1.06 Billion Colours / 1021 Grey Scale |
| | VIEWING ANGLE (LEFT/RIGHT/UP/DOWN) | 178 Degrees (Typical) | 178 Degrees (Typical) |
| | PANEL BRIGHTNESS (AT WHITE PEAK) | 500 cd/m ² | 500 cd/m ² |
| | CONTRAST RATIO (PANEL) | 800:1 (Typical) | 800:1 (Typical) |
| | LCD RESPONSE TIME | 8 Milliseconds (Grey to Grey) | 9 Milliseconds (Grey to Grey) |
| INPUT SIGNAL | RF / RF MULTIPLEX | W-U/V Tuner: NTSC-M, SECAM B, G/D, K/K1, PAL B, G, H/I/D, K / A2 / NICAM | |
| | TEXT / VIDEO SIGNAL | 100 pages / PAL, SECAM, NTSC3.58, NTSC4.43, PAL60, N-PAL, M-PAL | 100 pages / PAL, SECAM, NTSC3.58, NTSC4.43, PAL60, N-PAL, M-PAL |
| | COMPONENT SIGNAL | 480i/p, 576i/p, 720p (50/60), 1080i (50/60) | 480i/p, 576i/p, 720p (50/60), 1080i (50/60) |
| | HDMI SIGNAL (VIDEO MODE) | 480i/p, 576i/p, 720p (50/60), 1080i (50/60), VGA | 480i/p, 576i/p, 720p (50/60), 1080i (50/60), VGA |
| | ANALOGUE RGB SIGNAL | VGA-UXGA (15kHz, 30 to 106kHz, 50Hz to 85Hz) | VGA-UXGA (15kHz, 30 to 106kHz, 50Hz to 85Hz) |
| SIGNAL INPUT AND TERMINALS | RGB INPUT | RGB: Mini D-sub 15P, Audio: Stereo Mini Jack | RGB: Mini D-sub 15P, Audio: Stereo Mini Jack |
| | DVI INPUT | No | No |
| | VIDEO INPUT | AV1, 2 (CVBS / Y,Pb,Pr) + (L,R): RCA pin AV3 (CVBS, S-video) + (L,R): RCA pin AV4 (CVBS) + (L,R): RCA pin AV5 (CVBS, S-video) + (L,R): RCA pin (Side Input) HDMI1 (video) HDMI2 (video) + 3.5mm stereo Mini Jack | |
| | SIDE INPUT / PHOTO INPUT | Yes / Yes USB + SD | Yes / Yes USB + SD |
| SIGNAL OUTPUT | SPEAKER OUTPUT | Bottom 20W (6 speakers) | Bottom 20W (6 speakers) |
| | HEADPHONE OUTPUT / SUBWOOFER OUTPUT | Yes / Yes | Yes / Yes |
| | A/V OUTPUT | 1 (CVBS) + (L,R): RCA pin | 1 (CVBS) + (L,R) : RCA pin |
| PICTURE | NOISE REDUCTION / LTI / CTI | Yes / Yes | Yes / Yes |
| | PICTURE MODES / COMB FILTER | 3 (Dynamic, Natural, Cinema) / 3D Y/C Comb Filter | 3 (Dynamic, Natural, Cinema) / 3D Y/C Comb Filter |
| | WHITE BALANCE | 4 (Cool, Normal, Warm, Black & White) | 4 (Cool, Normal, Warm, Black & White) |
| | DYNAMIC CONTRAST / COLOUR MANAGEMENT | Yes / Yes | Yes / Yes |
| SOUND | SURROUND / ENHANCEMENT | SRS WOW / BBE | SRS WOW / BBE |
| | AUTO VOLUME LEVELLER (AVL) | Yes (Perfect Volume) | Yes (Perfect Volume) |
| | SOUND MODE / AUDIO POWER (RMS) | 4 (Movie, Music, Speech, Favourite) / 20W (6 Speakers) | 4 (Movie, Music, Speech, Favourite) / 20W (6 speakers) |
| OPERATION | OSD LANGUAGES / TIMER (OFF / ON) | English, T-Chinese, S-Chinese, Russian, Japanese, Arabic / Yes | English, T-Chinese, S-Chinese, Russian, Japanese, Arabic / Yes |
| | P IN P FUNCTION | PIP, SPLIT, 4 Picture, 12 Picture (main) AV1-5, TV, RGB, (sub) AV1-5, TV | PIP, SPLIT, 4 Picture, 12 Picture (main) AV1-5, HDMI1-2, TV, RGB, (sub) AV1-5, TV |
| | WIDE MODE [PICTURE SIZE] – TV/VIDEO | 5 Mode: Panoramic, Zoom, Cinema, Full, 4:3 | 5 Mode: Panoramic, Zoom, Cinema, Full, 4:3 |
| | WIDE MODE [PICTURE SIZE] – PC | 6 Mode: Full, Real, Normal, Zoom1, Zoom2, Zoom3 | 6 Mode: Full, Real, Normal, Zoom1, Zoom2, Zoom3 |
| GENERAL | POWER REQUIREMENT | AC100-240V, 50/60Hz | AC100-240V, 50/60Hz |
| | POWER CONSUMPTION, PEAK / STANDBY | 150W / <1.1W | 178W / <1.1W |
| | DIMENSIONS [W x H x D] / WEIGHT | Including Stand: 813mm x 663mm x 350mm / 27.6kg | Including Stand: 940mm x 736mm x 350mm / 32.9kg |
| | STAND (INCLUDED) | Power Swivel | Power Swivel (SD8G4237 – packed separately) |

amba3671

PLASMA & LCD TELEVISIONS

From the Past into Future



50 Years of HITACHI TVs

FOR FURTHER INFORMATION CONTACT:
HITACHI AUSTRALIA PTY LTD (ABN 34 075 381 332)
[HTTP://AUS.HITACHI.COM.AU](http://aus.hitachi.com.au)

HITACHI
Inspire the Next

CALL 1800 HITACHI (1800 448 2244) FOR YOUR NEAREST STOCKIST
HITACHI IS A REGISTERED TRADEMARK OF HITACHI LTD.
2006/09