

## R-B500PT6GBK

466lt Bottom Mount Freezer INVERTER Refrigerator


**PREMIUM GLASS DESIGN**

### Features

- 466lt Capacity
- Compact Bottom Mount
- INVERTER refrigerator
- Only 318kWh per year power consumption
- Warranty: 5 Year Parts & Labour Warranty (Additional 5 Years Parts Warranty on the Inverter Compressor)
- LED Lighting
- Tempered Glass Shelves
- Slide Out Chilled Case
- Movable Twist Ice Tray
- Touch Screen Controls
- Dual Fan System to cool fridge & freezer independently
- Smooth Gliding Smart Vegetable Compartment
- Eco-Thermo Sensor (to monitor usage)
- Nano Titanium Technology
- Mould proof Door Gasket
- Big Moisture Guard for Optimum Vegetable Humidity
- No Frost | CFC-Free | HFC-Free



### INVERTER x Dual Fan Cooling



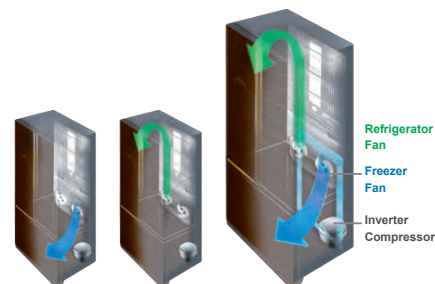
### Compact High Power Inverter Compressor

The high-precision, high-durability inverter compressor finely adjusts cooling power over a wide range from high to low. Unlike a conventional compressor that cools only by switching a fixed power on or off, the inverter compressor is capable of providing exceptionally powerful cooling by generating a large volume of chilled air, while also providing efficient low power cooling.

Depending on conditions inside and outside the refrigerator detected by the Eco Thermo Sensor and with microcomputer control, it provides optimum cooling power at all times.

### Dual Fan Cooling – Dedicated Fans

Two dedicated fans, one for the refrigerator compartment, the other for the freezer, independently cool the compartments. So according to conditions, chilled air can be delivered only to the refrigerator compartment, only to the freezer, or to both, which is impossible with conventional refrigerators that have only one fan. What's more, the fans adjust airflow to provide even more powerful and efficient cooling when required.



Microcomputer

### Eco Thermo Sensor Control

Hitachi's Eco Thermo Sensor detects temperature changes inside the refrigerator, and then the microcomputer provides optimum cooling for efficient operation at all times.






R-B500PT6GBK Glass Black



## Movable Twist Ice Tray



You can move the ice tray for more convenient and efficient use of storage space.

## Bright, Energy Saving LED Light



Refrigerator compartment features LED lighting that lasts a long time and consumes much less energy than conventional lamp.

## Tempered Glass Shelves



As well as offering an elegant appearance, these shelves are scratch-proof, heat-resistant and they prevent spills. What's more, each one of them can hold up to 100kg.\*5

\*5 Weight resistance of Tempered Glass.

## Freezer Compartment



Features a double-deck construction for easier organisation of frozen food items.

## Nano Titanium



### Nano Titanium

Nano Titanium is a cutting edge technology that uses a TiO<sub>2</sub> catalyst to provide a powerful antibacterial, anti-mold and deodorizing effect. It's also maintenance-free and requires no extra energy.



## Large Capacity Vegetable Storage Keeps Vegetables Crisp and Fresh

With large storage capacity ready to hold plenty of fruits and vegetables the vegetable draw is designed to prevent loss of moisture, the vegetable case has a cover that maintains the optimum humidity level. This helps preserve the freshness of fruit and vegetables.

Tested by Hitachi. Differs depending on amount & type of items stored

## Refrigerator Message Board



Write messages where they are sure to be read. The glass door doubles as a message board or shopping list. With standard window glass markers your Hitachi fridge will become your homes' communication hub.

Dimensions 1780(h) x 680(w) x 797(d) mm  
Net 466L

Space required for ventilation.

