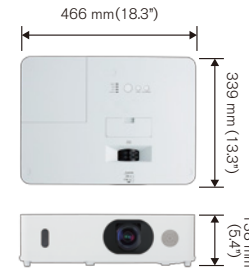


# LCD Projector

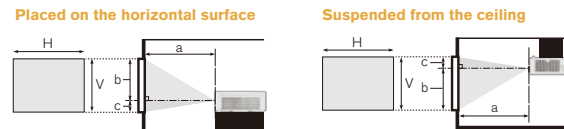
Specifications		
Model name	MC-WU5506M	
Display system	3LCD	
Display device	Size of effective display area	0.67" x 3, aspect ratio 16 : 10
	Number of pixels	2,304,000 pixels (1,920 horizontal x 1,200 vertical)
Lens	Zoom	Manual (x1.7)
	Focus	Manual
	Lens shift	Manual (V : 0 ~ +50 %, H : ±4.4 %)
Light source	300 W (high pressure mercury lamp)	
Screen size	30 - 300 inch	
Light output (Brightness)*1	5,200 lm	
Contrast ratio (full white / full black)*2	16,000 : 1	
Speaker	16 W x 1 (mono)	
Displayable scanning frequency	Horizontal	31.5 ~ 106 kHz
	Vertical	56 ~ 120 Hz
Display resolution	Computer	WUXGA *3 (max.) *Native resolution is WUXGA.
	Video	1080P (max.) *Native resolution is WUXGA.
Terminals	COMPUTER IN Mini-D-sub 15-pin connector x 1	
	MONITOR OUT Mini-D-sub 15-pin connector x 1	
	VIDEO RCA connector x 1	
	HDBaseT RJ-45 connector x 1	
	HDMI IN HDMI connector x 2 (HDCP compliant) *HDMI IN 1 supports MHL input	
	HDMI OUT HDMI connector x 1 (HDCP compliant)	
	AUDIO IN 3.5mm (stereo) mini connector x 1 / 2 RCA connector (L, R) x 1	
	AUDIO OUT 3.5mm (stereo) mini connector x 1	
	CONTROL IN (RS-232C) D-sub 9-pin connector x 1	
	LAN RJ-45 connector x 1	
	WIRELESS USB type A x 1 (Only for wireless adapter)	
	USB-A USB type A x 1 (Only for firmware update and DC 5 V 1.0A power supply)	
	REMOTE CONTROL IN 3.5mm (stereo) mini connector x 1	
	REMOTE CONTROL OUT 3.5mm (stereo) mini connector x 1	
Network	Wired 100BASE-TX / 10BASE-T	
	Wireless IEEE 802.11a/b/g/n/ac	
Operating temperature	0 - 40 °C * (32 - 104 °F) at altitude of 0 - 1,600 m (0 - 5,249 ft) 0 - 35 °C (32 - 95 °F) at altitude of 1,600 - 3,048 m (5,249 - 10,000 ft) * When the ambient temperature exceeds 35 °C, the brightness of the lamp is reduced automatically.	
Operating humidity	10 - 90%RH (non-condensing)	
Power requirements	AC100 - 120 V (50 Hz / 60 Hz), 4.8 A AC220 - 240 V (50 Hz / 60 Hz), 2.4 A	
Power consumption	AC100 - 120 V (50 Hz / 60 Hz) : 470 W AC220 - 240 V (50 Hz / 60 Hz) : 450 W	
Standby mode power consumption	Less than 0.5 W at saving mode*4	
Standard outside dimensions (W x H x D)	466 mm x 138 mm x 339 mm (18.3" x 5.4" x 13.3") (Including protruding parts) 460 mm x 122 mm x 334 mm (18.1" x 5.4" x 13.1") (Excluding protruding parts)	
Weight	Approx. 7.2 kg (15.9 lbs.)	
Accessories	Remote control with two AA batteries, USB Wireless Adapter (USB-WL-5G)*5, Power cord, Computer cable, Lens cover, Terminal cover, User's manual, Security label, Hook metal, Screw, Cable tie, HDMI cable holder	
Optional parts	Lamp	DT01931
	Air filter	UX41161
	Mounting accessories	HAS-9110 (Bracket for fixing mount), HAS-104S (Slim adapter for fixing mount), HAS-204L (Standard adapter for fixing mount), HAS-304H (Long adapter for fixing mount)
	Remote Control (with the wired remote terminal)	RC-R104

\*1 When PICTURE MODE is set to DYNAMIC, ACTIVE IRIS is set to OFF, ZOOM position is WIDE (max), and lens shift position is center (V/H:0%).  
\*2 When PICTURE MODE is set to DYNAMIC, ACTIVE IRIS is set to PRESENTATION, ZOOM position is WIDE (max), and lens shift position is center (V/H:0%).  
\*3 WUXGA (60Hz) Reduced Blanking only.  
\*4 SAVING mode disables the functions of MONITOR OUT, AUDIO OUT, speaker sound, network communication, RS-232C control except POWER ON command, etc. in standby.  
\*5 The availability of the USB wireless adapter varies depending on the country and the region.

## Dimensions



## Projection Distance




H x V : Screen size  
a : Projection distance (from the projector's front panel to screen. Tolerance ±10%)  
b : Screen height from lens center to top (when installed on a horizontal surface)  
c : Screen height from lens center to bottom (when installed on a horizontal surface)  
\*The figures are not drawn to scale.

Screen type	Screen size				Projection distance a				Screen height*			
	H		V		min.		max.		b		c	
60	1.3	51	0.8	32	1.7	68	3.0	118	81	32	0	0
80	1.7	68	1.1	42	2.3	91	4.0	158	108	42	0	0
100	2.2	85	1.3	53	2.9	115	5.0	198	135	53	0	0
120	2.6	102	1.6	64	3.5	138	6.0	238	162	64	0	0
150	3.2	127	2.0	79	4.4	173	7.6	298	202	79	0	0
200	4.3	170	2.7	106	5.9	231	10.1	397	269	106	0	0
250	5.4	212	3.4	132	7.4	290	12.6	497	337	132	0	0
300	6.5	254	4.0	159	8.8	348	15.2	597	404	159	0	0

\* Lens shift position : (V)+50%, (H)+0%

## Terminals



## Environment

► **Compliance with EU Directive RoHS<sup>1</sup>**  
► **Reduction of resin usage in production**  
Use of hot runners in molds for making upper housing in order to reduce mill ends.  
<sup>1</sup> RoHS is the acronym of "Directive 2011/65/EU of the European Parliament and of the Council of 8 June 2011 on the restriction of the use of certain hazardous substances in electrical and electronic equipment".

### —Design and specifications are subject to change without notice.

• The projected images and comparison photos in this catalog are simulations. • LCD panels, polarizers and other optical components, and cooling fans may need replacement after prolonged usage. For more details, please consult a sales representative. • Do not use in places where there is a lot of water, dampness, steam, dust, soot, or tobacco smoke. This may result in fire or malfunction. • Optical components (lamp, LCD panel, polarizing plate, PBS [polarizer beam splitter]) have limited service lives. They must be repaired or replaced if they are used for a long period of time. • These projectors use a mercury lamp with high internal pressure. Because of its properties, this lamp may burst with a loud noise or burn out if struck or after it has been used for a period of time. The time until it bursts or burns out varies greatly according to differences between lamps and usage conditions. Turning the lamp's power on and off frequently shortens its service life. • Optical components other than the lamp: If the projector is used for six hours or more per day, they may need to be replaced in less than a year. • LCD panel: If the projector is used continuously for six hours or more, its replacement cycle may be shortened. • Do not turn projector on again for ten minutes after shutdown. Neglect can shorten the lifetime of the lamp. During use and immediately after use, do not touch anywhere near the lamp and the vents as these parts are extremely hot. • Each product may have differences of color, brightness and focus due to manufacture variation.

• Android is a trademark of Google Inc.  
• iOS is a trademark or registered trademark of Cisco in the U.S. and other countries and is used under license by Apple Inc.  
• macOS is a trademark of Apple Inc., registered in the U.S. and other countries.  
• Windows® is a trademark, or a registered trademark of Microsoft Corporation in the United States and/or other countries.  
• Crestron® and Crestron RoomView® are registered trademarks of Crestron Electronics, Inc. in the United States and other countries.  
• HDBaseT™ and the HDBaseT Alliance logo are trademarks of the HDBaseT Alliance.  
• Miracast® is a registered trademark of Wi-Fi Alliance.  
• HDMI, the HDMI Logo, and High-Definition Multimedia Interface are trademarks or registered trademarks of HDMI Licensing Administrator, Inc. in the United States and other countries.  
• MHL, the MHL logo, and Mobile High-Definition Link are trademarks or registered trademarks of MHL, LLC in the United States and other countries.  
• DICOM is the registered trademark of the National Electrical Manufacturers Association for its standards publications relating to digital communications of medical information.  
• Extron® is registered trademark of RGB Systems, Incorporated.  
• All other trademarks are the properties of their respective owners.



# Support your meeting with LCD projector by wirelessly mirroring high quality contents from your mobile devices.



MC-WU5506M  
Miracast®





# Wireless Network Functions Complete with High Quality and High Security

Maxell's wireless projectors can project still images, documents, video, and audio smoothly transmitted from your device. In addition, the projectors have high security capabilities such as MAC Address Filtering and SSID Stealth.



## Network

### Screen Mirroring

Capable of wirelessly projecting images including photos, videos, or web pages from Miracast®-compatible devices.

\*Projection may be unavailable depending on the device or content.



### Wireless Dual Band Support

Provides a stable wireless network environment by supporting wireless dual band (2.4 GHz / 5 GHz).

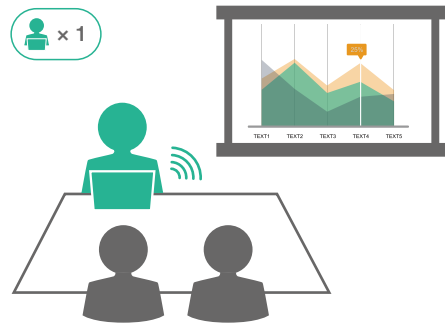


## Various Network Projection Modes

Network projection supports the Single display and Multi display. In addition, you can manage various meetings with the moderator control mode. Connection methods for your device and projector include Miracast® connection or wireless LAN connection.

### Single Display Projection

Mirror your device's screen on the projector screen.



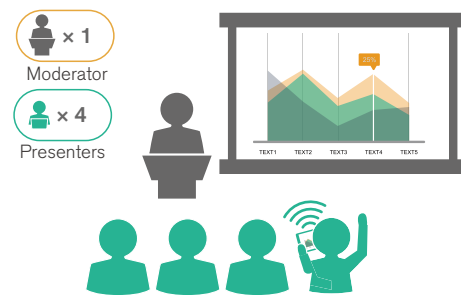
### Multi Display Projection

You can split the screen into 4 parts and simultaneously project contents from up to 4 smartphone, tablet, or PCs.



### Moderator Control Projection

The moderator decides who can display content (up to 5\*1 participants supported by Miracast® connection), and the display mode, Single or Multi.



\*1 Up to 50 participants (Moderator x1, Presenter x49) supported by wireless LAN connection. Image and audio transfer speed may vary depending on number of devices connected and the environment.

## LiveViewer Pro Applications

LiveViewer Pro is an application that projects mirrored screens and a variety of content from your devices to the projectors by transferring them through a wireless LAN.



- LiveViewer Pro for Windows®/macOS : Screen Mirroring, Projector Control, Single/Multi Display Projection, Moderator Control Mode
- LiveViewer Pro for iOS/Android : Movie/Music Streaming, Picture/Document/Web/Document Camera Projection, Projector Control, Single/Multi Display Projection, Moderator Control Mode
- The projectors are not compatible with previous application software "LiveViewer" and "Projector Quick Connection".

## Projector Web Control

The projectors are equipped with HTML5 based WEB CONTROL that allows you to monitor and control the projector through a network from a smartphone, tablet, or PC.



Projector Web Control is designed with consideration to the Color Universal Design, authenticated by the Color Universal Design Organization (Japan), to make images easier to see for more people, regardless of differences in color vision. CUDO home page : [http://www2.cudo.jp/wp/?page\\_id=1936](http://www2.cudo.jp/wp/?page_id=1936)

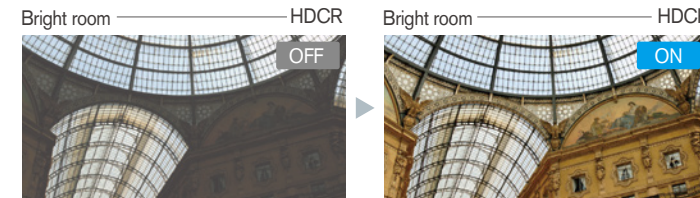
## LINE UP



## Picture Quality

### ACCENTUALIZER and HDCR


ACCENTUALIZER makes pictures look more real by enhancing shade, sharpness, and gloss to make pictures clearer. The HDCR function corrects blurred images caused by room lighting or outside light sources, and creates an effect similar to increasing contrast resulting in clear images even in bright rooms. \* Comparison photos are simulations.



### IMAGE OPTIMIZER

Equipped with IMAGE OPTIMIZER that maintains visibility of an image through automatic image correction in accordance with lamp consumption.

\* This function may not work properly when HDCR/ACCENTUALIZER is ON. \* Comparison photos are simulations.



## Advanced Installation

### Instant Stack

Instant Stack lets you place one projector on top of another to project the same image from both onto a screen for added brightness. Overlaying the image is made easier with built-in tools including RS-232C control, Perfect Fit, Lens Shift, test pattern, and stacking alignment peg holes.



\* When stacking projectors, there are various precautions and function limitations you should be aware of. Please ask your dealer for details.

### Dual mode

Turns on the projectors at the same time.

### Alternate mode

Turns on the projectors alternately.



### Backup function

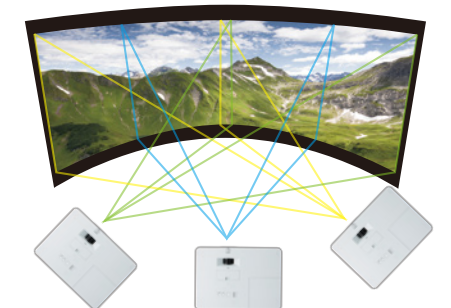


When ALTERNATE is selected and an error occurs on one projector in operation causing the lamp to turn off, the other projector in standby will automatically start to operate.

### Edge Blending & Warping

Multiple projectors allow to project one image on a huge curved screen by using the edge blending and geometry correction functions\*2 simultaneously.

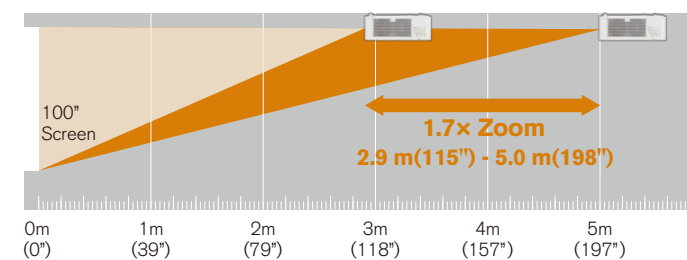
\*2 Additional equipment may be required for this feature.



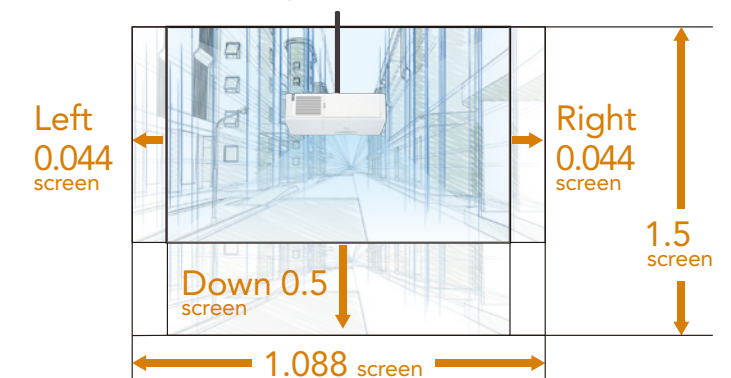
## 1.7x Zoom Lens, Lens Shift

Featuring a powerful 1.7x manual zoom lens, the projectors allow for a greater range of installation possibilities. Manually shift the lens horizontally and vertically to position the image on the screen without causing keystone distortion.

\*This figure is not drawn to scale.



### Lens shift area (at ceiling mount position)



\*This figure is not drawn to scale.

## Other Functions

• Direct Power On / Off • Perfect Fit • PbyP / PinP • DICOM® simulation mode \*3 • Easy Scheduling Setting • Wired Remote & Remote ID (Option) • Seamless Design • HDMI® In / Out • MHL® connectivity • Hybrid Filter • Picture Position • Multi Projector

\*3 This projector is not a medical device and is not compliant with the DICOM® standard, and neither the projector nor the DICOM® Simulation Mode should be used for medical diagnosis.