

Specifications

Model name	LP-WU91008
Display system	1-chip DLP®
Display device	Size of effective display area 0.67" DLP® chip × 1, aspect ratio 16 : 10 Number of pixels 2,304,000 pixels (1,920 horizontal × 1,200 vertical)
Lens (option)	Zoom Motorized (except for ultra short throw fixed lens FL-920) Focus Motorized Lens shift Motorized (V, H) (except for ultra short throw fixed lens FL-920)
Light source	Laser diode
Screen size	50 - 600 inch (100 - 350 inch for ultra short throw fixed lens FL-920)
Light output (Brightness)	10,000 lm *1
Contrast ratio (full white / full black)	30,000 : 1 (Dynamic Black setting is On.)
Displayable scanning frequency	Horizontal 15 ~ 91 kHz Vertical 24 ~ 85 Hz
Display resolution	Computer WUXGA *2 (max.) *Native resolution is WUXGA. Video 1080P (max.) *Native resolution is WUXGA.
Terminals	COMPUTER IN Mini D-sub 15-pin connector × 1, 5BNC connector × 1 HDMI IN HDMI connector × 2 (HDCP compliant) DVI-D DVI-D connector × 1 SDI IN / OUT BNC connector × 1 / BNC connector × 1 HDBaseT RJ-45 jack × 1 CONTROL IN (RS-232C) D-sub 9-pin connector × 1 REMOTE CONTROL IN 3.5mm (stereo) mini connector × 1
Operating temperature	0 - 45°C *The brightness of light source may be reduced automatically over 36°C at altitude from 0 to 1,219 m *3.
Power requirements	AC100 - 130V (50Hz / 60Hz) 13.4A *4 AC200 - 240V (50Hz / 60Hz) 6.2A
Power consumption	AC100 - 130V : 1340W AC200 - 240V : 1240W
Standby mode power consumption	Less than 0.5W at saving mode *5
Standard outside dimension (WxHxD)	500mm × 216mm × 576mm (19.7" × 8.5" × 22.7") (Excluding lens)
Weight	Approx. 28kg (61.7lbs.) (Excluding lens)
Accessories	Remote control with batteries, Power cord, Computer cable, RS-232C adapter cable (cross), Wired remote cable, User's Manual (Book, CD)
Optional parts	USL-901A (Ultra short throw lens) SL-902 (Short throw lens) SD-903 (Standard lens) ML-904 (Middle throw lens) LL-905 (Long throw lens) UL-906 (Ultra long throw lens) FL-920 (Ultra short throw fixed lens FL-900 with support metal)

*1 Picture Mode setting is Dynamic, Eco Mode setting is Normal, attached lens is SD-903, and lens shift position is center (W/H : 0%). *2 WUXGA (60Hz) Reduced Blanking only. *3 over 30° C at altitude from 1,219 to 1,676 m, over 25° C at altitude from 1,676 to 4,200 m. *4 Recommended circuit size : 20A (for 110-130V) *5 Can't operate the projector via the LAN and the RS-232C when projector is in standby mode.

Dimensions

* Image with Standard Lens SD-903 mounted.



Environment

- ▶ Compliance with EU Directive RoHS**
- ▶ Power saving mode engaged during standby
- ▶ Eco mode
Eco mode provides power saving.
- ▶ No use of mercury lamp

*1 RoHS is the acronym of *Directive 2011/65/EU of the European Parliament and of the Council of 8 June 2011 on the restriction of the use of certain hazardous substances in electrical and electronic equipment*.

—Design and specifications are subject to change without notice.

- The projected images and comparison photos in this catalog are simulations.
- Do not use in places where there is a lot of water, dampness, steam, dust, soot or tobacco smoke. This may result in fire or malfunction.
- Optical components (light source, DLP® chip, etc.) and cooling fans have limited service lives. They must be repaired or replaced if they are used for a long period of time.
- During use and immediately after use, do not touch anywhere near the vents as these parts are extremely hot.
- DLP® and the DLP logo are registered trademarks of Texas Instruments.
- Crestron Connected and the Crestron Connected logo are registered trademarks of Crestron Electronics.
- DiCOM is the registered trademark of the National Electrical Manufacturers Association for its standards publications relating to digital communications of medical information.
- HDMI, the HDMI Logo, and High-Definition Multimedia Interface are trademarks or registered trademarks of HDMI Licensing Administrator, Inc. in the United States and other countries.
- HDBaseT™ and the HDBaseT Alliance logo are trademarks of the HDBaseT Alliance.
- All other trademarks are the properties of their respective owners.
- This projector is a CLASS 1 LASER PRODUCT (IEC/EN 60825-1:2014). (CLASS 3R LASER PRODUCT (IEC/EN 60825-1:2007) for the U.S.A. and Canada)

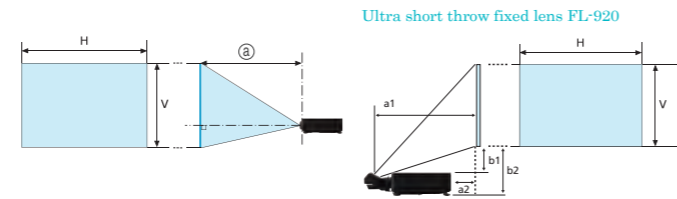
HITACHI

Hitachi America, Ltd., Digital Media Division
 Hitachi Home Electronics Asia (S) Pte. Ltd.
 Hitachi Sales (Malaysia) Sdn. Bhd.
 Hitachi Sales (Thailand), Ltd.
 Hitachi (Hong Kong), Ltd.
 Hitachi Sales Corp. of Taiwan
 Hitachi Australia Pty Ltd.
 Hitachi Europe Ltd., Digital Media Group Consumer Affairs Department
 Hitachi Consumer Marketing, Inc.
 Development and Manufacture : Maxell, Ltd.

2420 Fenton Street, Suite 200 Chula Vista, CA 91914, U.S.A. and Canada Tel: +1-800-448-2244 www.hitachi-america.us/digitalmedia
 438A Alexandra Road #01-01/02/03, Alexandra Technopark, 119967, Singapore Tel: +65-6536-2520 www.hitachiconsumer.com.sg
 Lot 12, Jalan Kemajuan, Bangi Industrial Estate, 43650 Bandar Baru Bangi, Selangor Darul Ehsan, Malaysia Tel: +60-3-8911-2670 www.hitachiconsumer.com.my
 333, 333/1-8 Moo 13, Bangna-Trad Road km 7, Bangkaew, Bangplee, Samutprakam 10540, Thailand Tel: +66-2335-5455 www.hitachi-th.com
 18th Floor, Ever Gain Centre, 28 On Muk Street, Shatin, N.T., Hong Kong Tel: +852-2113-8883 www.hitachi-hk.com.hk
 2nd Floor, No.65, Nanking East Road, Section 3, Taipei 104, Taiwan Tel: +886-2-2516-0500 www.hsct.com.tw
 Suite 801, Level 8, 123 Epping Road, North Ryde NSW 2113, Australia Tel: +61-2-9888-4100 www.hitachi.com.au
 Whitebrook Park, Lower Cookham Road, Maidenhead, Berkshire, SL6 8YA, UK Tel: +44-844-481-0297 www.hitachidigitalmedia.com
 http://www.hitachi.com.jp/proj/

March 2018

Projection Distance



H x V : Screen size

Ⓐ : Projection distance
(from the projector's front panel to screen) (±10%)

H x V : Screen size

a1: Reflecting mirror surface to screen
a2: Projector end to screen
b1: Projector top to screen edge (closer edge to projector)
b2: Projector bottom to screen edge (closer edge to projector)

1,920 x 1,200 (Aspect ratio 16 : 10)


meter												
Screen size	USL-901A	SL-902	SD-903	ML-904	LL-905	UL-906						
Type	H(m)	V(m)	@min.	@max.	@min.	@max.	@min.	@max.	@min.	@max.	@min.	@max.
80	1.7	1.1	1.4	1.7	2.0	3.0	2.8	4.3	4.2	6.4	6.0	9.8
100	2.2	1.3	1.7	2.1	2.5	3.8	3.5	5.3	5.2	7.9	7.6	12.2
120	2.6	1.6	2.0	2.5	3.0	4.5	4.3	6.4	6.3	9.5	9.1	14.7
150	3.2	2.0	2.5	3.2	3.8	5.7	5.3	8.0	7.8	11.9	11.4	18.4
300	6.5	4.0	5.1	6.3	7.6	11.3	10.7	16.0	15.7	23.9	22.9	36.9
500	10.8	6.7	8.4	10.5	12.7	18.9	17.8	26.6	26.1	39.8	38.2	61.5

inch												
Screen size	USL-901A	SL-902	SD-903	ML-904	LL-905	UL-906						
Type	H(in.)	V(in.)	@min.	@max.	@min.	@max.	@min.	@max.	@min.	@max.	@min.	@max.
80	68	42	54	67	80	119	111	167	164	250	238	385
100	85	53	67	84	100	149	140	209	205	313	298	482
120	102	64	80	100	120	179	168	251	246	376	359	579
150	127	79	100	125	150	223	210	314	308	469	449	724
300	254	159	200	248	300	446	420	629	617	939	902	1452
500	424	265	332	413	501	744	700	1048	1029	1566	1505	2422

meter						
Screen size	FL-920					
Type	H(m)	V(m)	a1	a2	b1	b2
100	2.2	1.3	0.817	-0.022	0.376	0.592
120	2.6	1.6	0.969	0.130	0.464	0.680
150	3.2	2.0	1.196	0.357	0.595	0.811
300	6.5	4.0	2.331	1.492	1.250	1.466
350	7.5	4.7	2.709	1.870	1.469	1.685

inch						
Screen size	FL-920					
Type	H(in.)	V(in.)	a1	a2	b1	b2
100	85	53	32	-1	15	23
120	102	64	38	5	18	27
150	127	79	47	14	23	32
300	254	159	92	59	49	58
350	297	185	107	74	58	66

Terminals



LASER RADIATION
 AVOID DIRECT EYE EXPOSURE
 CLASS 3R LASER PRODUCT
 Wavelength: 450-460 nm
 Max. Pulse energy: 0.253 mJ, Pulse duration: 0.5 ms
 IEC/EN 60825-1:2007

RAYONNEMENT LASER
 ÉVITER D'EXPOSER DIRECTEMENT LENS YEUX
 PRODUIT LASER DE CLASSE 3R
 Longueur d'onde : 450-460 nm
 Énergie d'impulsion Max. : 0,253 mJ, Durée de l'impulsion : 0,5 ms
 IEC/EN 60825-1:2007

LASERSTRAHLUNG
 DIREKTE EXPOSITION DER AUGEN VERMEIDEN
 LASERPRODUKT DER KLASSE 3R
 Wellenlänge : 450-460 nm
 Max. Pulsenenergie: 0,253 mJ, Pulsdauer: 0,5 ms
 IEC/EN 60825-1:2007

LASER Projector

HITACHI
 Inspire the Next

The long-life laser light source allows long continuous projection.



LP-WU9100B

WUXGA 10,000 lm

DLP
 TEXAS INSTRUMENTS

Extron
XTP
 CERTIFIED

AMX
 DISCOVER

CRESTRON
 connected

* Projected images are simulations.
 * Projector image with Standard Lens SD-903 mounted.
 * The lens of the projector is sold separately.

NM-E502 032018



LP-WU9100B

WUXGA 10,000 lm

LASER Light Source

HDMI HIGH-DEFINITION MULTIMEDIA INTERFACE HDBT



* Image with Standard Lens SD-903 mounted.
* The lens of the projector is sold separately.

Option lens

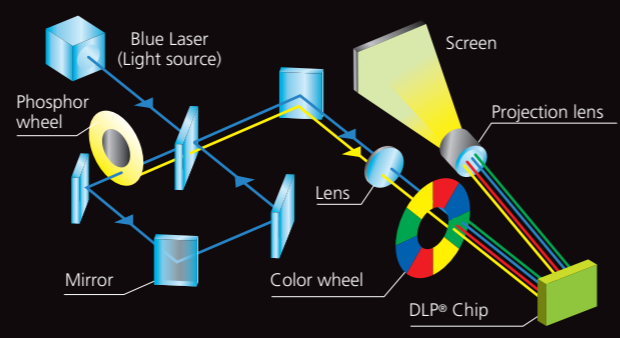
- FL-920 Ultra short throw fixed lens Zoom: x1.0
- USL-901A Ultra short throw lens Zoom: x1.3
- SL-902 Short throw lens Zoom: x1.5
- SD-903 Standard lens Zoom: x1.5
- ML-904 Middle throw lens Zoom: x1.5
- LL-905 Long throw lens Zoom: x1.6
- UL-906 Ultra long throw lens Zoom: x1.6

High Reliability and Stability

Long life 20,000 hours*1 Laser light source

Light source combined Blue laser diodes and Phosphor can achieve 10,000 lumens. The projection image is bright, clear and vivid color. Since lamp exchange is unnecessary, maintenance cost is reduced. Furthermore, you do not need to worry about lamp life, and it is fit for digital signage purposes that require long hours of continuous projection. Because the product does not use mercury lamps, it is eco-friendly.

*1 For laser light source. Not a guaranteed value.



Dust Resistant Optical Engine

Reduces the invasion of dust and other particles in the air that decreases the brightness when they get attached to the optical parts. Reduces the decrease in brightness due to dust, resulting in a long lasting bright, clear, and vivid colored picture. Eliminates the intake filter and filter maintenance.

Cooling System that Provides High Reliability

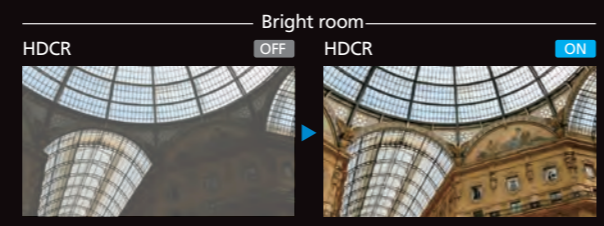
A liquid-cooling system is applied for laser light source cooling. This projector achieves long life of up to 20,000 hours*2 though high brightness.

*2 For laser light source. Not a guaranteed value.

High Image Quality


ACCENTUALIZER and HDCR

ACCENTUALIZER makes pictures look more real by enhancing shade, sharpness, and gloss, to make pictures clearer. The HDCR function corrects blurred images caused by room lighting or outside light sources and creates an effect similar to increasing contrast resulting in clear images even in bright rooms.



COLOR MANAGEMENT

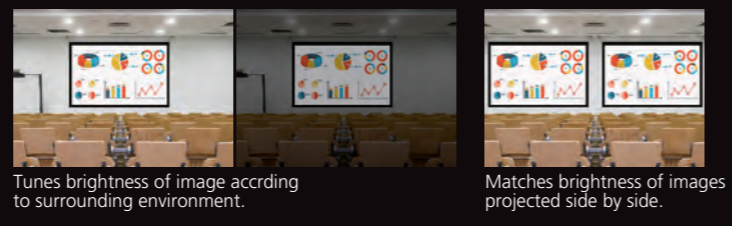
This feature allows you to change the HUE, SATURATION, and LUMINANCE for each of 6 colors (red, green, blue, cyan, magenta, and yellow) without influencing each other. With this technology, for example, you can change only bluish colors, such as the sky, while maintaining the other colors by adjusting the HUE of the blue.



Laser Power Level Control

Power of laser light source is controllable by every 1% step*3. It allows the brightness of projection image fits in the luminance environment and can save the power consumption. This feature helps you to adjust the similar brightness of projectors in such the side-by-side projection and the edge blending applications.

*3 The adjustment range is 20~100% at Custom mode.



Advanced Installability and System Features for Various Uses

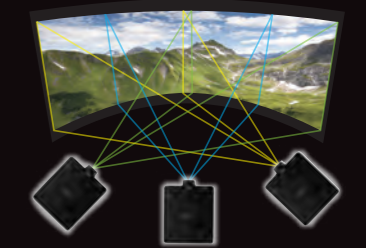
Geometry Correction

Geometry correction is possible from your computer by using the specialized application. Projection is possible on spherical surfaces and surfaces with corners, as well as conventional flat screens.



Edge Blending & Warping


The multiple projectors allow to project one image on a huge curved screen by using the geometry correction and the edge blending functions*4 simultaneously.



*4 Additional equipment may be required for the feature.

360° Projection

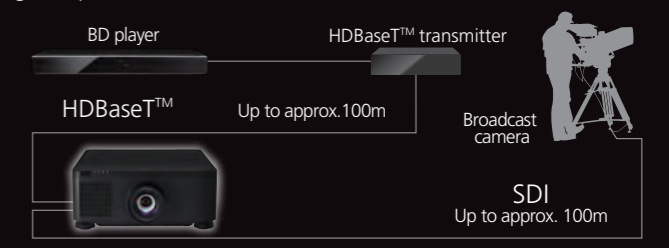
This projector provides great installation flexibility as it can be installed at various angle*5.



*5 The life of optical parts may shorten if the projector is installed with the lens facing downward or the IO connector side upward.

Digital Connectivity

Equipped with an SDI input - the standard in the broadcast industry. 3G SDI can transfer 1080P signals via a coaxial cable. Projectors provide 5 digital inputs: SDI, HDBaseT, HDMI1/2, and DVI-D.




Ultra Short Throw fixed lens FL-920 features

All Glass lens

FL-920 is equipped with all glass lenses that reduce the blurring that occurs under changes between high and low temperature.

Ceiling mount HAS-404U

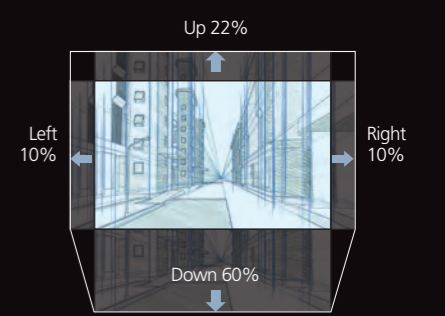
Ceiling mount bracket with 6-axis adjustment mechanism. Adopting a jack system, perform elevation adjustment easily.



* Maintain enough space around the projector's exhaust port.

Motorized Lens Shift

The motorized lens shift lets you choose more convenient installation location, even for large spaces.



* This figure shows the lens shift range for the projector with the optional lens SD-903 at the ceiling mounting position.

Other Features

- Perfect fit
- DICOM® simulation mode
- PbyP / PinP
- Wired Remote & Remote ID

*Projected images are simulations.