


SPECIFICATIONS


		CPX4
Liquid crystal panel		0.63" (1.6cm) polysilicon active-matrix TFT x 3
Number of pixels		786,432 pixels (V768 x H1,024)
Resolution		1,024 x 768 color pixels
Lens		Manual zoom (F=1.8-1.9) 1:1.2
Lamp		160W UHB
Brightness (light output)		2,000 ANSI lumens
Contrast ratio		500:1
Speakers		1W x 1
Keystone correction		Auto vertical keystone
Fan noise		Whisper mode: 29dB
Power supply		AC100-120V/AC220-240V
Operating temperature		5-35°C (41-95°F)
Input signals	Computer input	VGA, SVGA, XGA, WXGA, SXGA, SXGA+, UXGA, MAC16"
	Video input	NTSC, NTSC4.43, PAL, SECAM, M-PAL, N-PAL HDTV: 750p (720p), 1125i (1080i) SDTV: 525i (480i), 525p (480p), 625i (576i)
	Video output	S-Video: Jack x 1, Composite video: RCA jack x 1 Component video: via D-sub
Input/output terminals	Audio input	Stereo mini jack x 1
	Computer input	Analog RGB: 15-pin Mini-Dsub x 1
	Audio output	Stereo mini jack x 1
	Control and mouse	USB type B x 1 for mouse control
	Storage media port	USB typeA (USB1.1) x1 (5V/0.5A supplied) SD slot (shared with wireless LAN)
	Network	RJ-45 (100BASE-TX) x 1, SD slot x 1 for wireless network
Wireless standard		IEEE802.11b/g
Agency certifications		UL/cUL, FCC Part15 classB, AS/NZS CISPR22 classB, CE
Dimensions (WxHxD)		274 x 65 x 205mm (10.79" x 2.56" x 8.07") [excl. protruding part]
Weight		1.8kg (4 lbs.)
Accessories		RGB cable, Remote control, Batteries, Lens cap, Strap, Soft case, Filter cover(for ceiling mounting), Power cord, 14-language User's manuals, Sacurity label, SD wireless network card, SD slot cover lock, Application software for wireless network

* Specifications are measured in the normal mode.

SD CARD SLOT

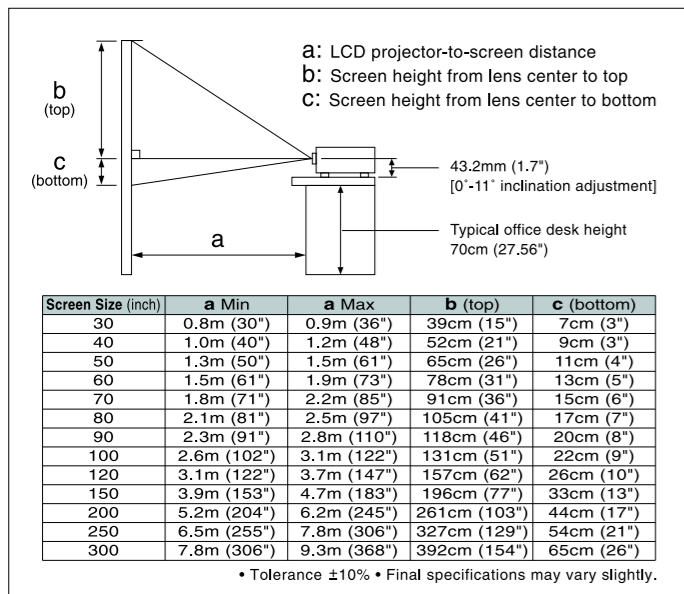


TERMINALS




* Also compatible with component signal.

PROJECTION DISTANCE



DIMENSIONS



• Design and specifications are subject to change without notice.

- The screen and monitor images and comparison photos in this catalog are simulations.
- LCD panels, polarizers and other optical components and cooling fans may need replacement after prolonged usage. For more details, please consult a Hitachi sales representative.
- Do not use in places where there is a lot of water, dampness, steam, dust, soot or tobacco smoke. This may result in fire or malfunction.
- Optical components (lamp, LCD panel, polarizing plate, PBS [polarizer beam splitter], contrast-up film) have limited service lives. They must be repaired or replaced if they are used for a long period of time.
- These projectors use a mercury lamp with high internal pressure. Because of its properties, this lamp may burst with a loud noise or burn out if struck or after it has been used for a period of time. The time until it bursts or burns out varies greatly according to differences between lamps and usage conditions. Turning the lamp's power on and off frequently shortens its service life.
- Optical components other than the lamp: If the projector is used for six hours or more per day, they may need to be replaced in less than a year.
- LCD panel: If the projector is used continuously for six hours or more, its replacement cycle may be shortened.
- Do not turn projector on again for ten minutes after shutdown. Neglect can shorten the lifetime of the lamp. During use and immediately after use, do not touch anywhere near the lamp and the vents as these parts are extremely hot.



HITACHI

Hitachi Home Electronics (America), Inc., Business Group 900 Hitachi Way, Chula Vista, CA91914-3556, U.S.A. and Canada

Tel: +1-800-HITACHI Fax: +1-619-591-5418 www.hitachi.us/digitalmedia

Hitachi Home Electronics Asia (S) Pte. Ltd. 438A Alexandra Road #01-01/02/03, Alexandra Technopark, Singapore 119967

Tel: +65-6536-2520 Fax: +65-6536-2521 www.hitachiconsumer.com.sg

Hitachi Sales (Malaysia) Sdn. Berhad (11543-V) Lot 12, Jalan Kemajuan, Bangi Industrial Estate, 43650 Bandar Baru Bangi, Selangor Darul Ehsan, Malaysia.

Tel: +60-3-8926-4168 Fax: +60-3-8926-3013 www.hitachiconsumer.com.my

Hitachi Sales (Thailand), Ltd. 994 Soi Thonglor, Sukhumvit 55 Road, Klongtonnua, Vadhana Bangkok 10110, Thailand

Tel: +66-2381-8381-98 Fax: +66-2391-0210/2391-0021 www.hitachi-th.com

Hitachi (Hong Kong), Ltd. 18th Floor, Ever Gain Centre, 28 On Muk Street, Shatin, N.T., Hong Kong Tel: +852-2113-8883 Fax: +852-2783-4178 www.hitachi-hk.com.hk

Hitachi Sales Corp. of Taiwan 2nd Floor, No.65, Nanking East Road, Section 3, Taipei 104, Taiwan Tel: +886-2-2516-0500 Fax: +886-2-2516-1501 www.hsct.com.tw

Hitachi Australia Pty Ltd. Level 3, 82 Waterloo Road, North Ryde, NSW 2113, Australia Tel: +61-2-9888-4100 Fax: +61-2-9888-4188 www.hitachi.com.au

Hitachi Europe Ltd. Whitebrook Park, Lower Cookham Road, Maidenhead, Berkshire, SL6 8YA, UK Tel: +44-1628-585000 Fax: +44-1628-643404 www.hitachidigitalmedia.com

Printed in Japan (H) NM-XXXX 0708



Smooth and Smart

All Your Presentations will be Smart and Smooth.

Portable LCD Projector

CPX4

Packed with Functions that Ensure Smart and Smooth Presentations.

Portable LCD Projector CPX4



Packed with Wireless Presentations and Network Functions

■ Quick and Easy Network Presentations

Hitachi's new MIU LiveViewer software* provides a quick and easy connection wizard for setting up a wired or wireless network presentation. Just input the Pass Code shown on the screen for convenient network presentations via wired or wireless connection.



■ Wireless Multi-User Presentations

Make the most of your meetings by:

- Wireless Presentation capabilities (no need to pass around a connection cable).
- Displaying up to four individual computer presentations at the same time.

Individual user names can be displayed for the connected computers, making it easy to keep track of the displayed presentations.



Four images on one screen.

■ Projector Monitoring and Control from a Remote Location

Hitachi's Projector Management Software* (PJMan) gives you the ability to control, diagnose and manage a single or group of Hitachi projectors.



■ E-mail Alerts

E-mail notification is sent for routine maintenance and error conditions.



■ Scheduling Functions

You can schedule routine and special projector events, including power on, power off, input selection and other settings.



■ "MY IMAGE" – Image Transfer, Storage and Recall over LAN

Images can be transferred* over a LAN to individual or multiple projectors. These images are stored in the projector's memory and can be displayed using the "MY IMAGE" feature of the projector. "MY IMAGE" can be recalled/displayed locally using the projector's remote control or remotely over the LAN.



"MY IMAGE" is ideal for:

- Sending presentation images ahead to the projector (so you can leave your computer behind).
- Sending and displaying important announcements and notifications on multiple projectors across a campus.

■ Data Storage via a Network

By connecting an external hard disk to the projector, image data can be transmitted and deleted via a network. In addition, image data on the hard disk can be transmitted to a computer.

* Requires additional PC software. Download available directly from Hitachi Web site. Please refer to your owner's manual or Hitachi re-seller for additional details.

Versatile Security and Superior Usability Functions Keep Your Projector Safe and Secure

■ Limit Users with PIN Lock and My Screen PIN Lock

PIN Lock ensures that only those who know the PIN can use the projector. My Screen PIN Lock locks in a certain image as the startup screen. Using a school name or company logo, for example, makes it clear who owns the projector to prevent use by unauthorized persons.



PIN Lock



My Screen PIN Lock

■ Transition Detector Prevents Unauthorized Use

Even if someone takes the projector without authorization, they cannot use it.



■ Template Function

When projecting onto a whiteboard or blackboard this feature projects lines, making writing on the board easier. Various types of line patterns can be selected.



■ Other Features

- Closed Caption Function
- Automatic Time Adjustment
- Control Monitoring via Web Browser
- Auto Vertical Keystone Correction
- Motion Adaptive Progressive Scan
- 3:2 Pull Down
- Noise Reduction
- Equalizing Gamma Function
- My Button • My Screen
- 3-Second Quick Start
- Direct Power On/Off
- Blackboard or Whiteboard Modes
- Input Source Naming
- Resolution Preset and Custom Modes
- Security Label Included
- Serial No. Label on Side

■ Light weight and compact size, plus high brightness.

With light weight of 1.8kg (4 lbs.), compact size of 274 x 205mm (10.79" x 8.07"), and only 65mm (2.56") thin, the projector is easy to carry. And because it provides 2,000 ANSI Lumens, presentations or lectures can be given even in bright rooms so the audience can take notes.



■ Give presentations without the need for a PC or cables.

Here's real convenience: all you need to give a presentation is your projector and a USB storage device. You don't have to carry a laptop with you. Because you don't need to connect cables, there is less clutter on the table and you can start your presentation quickly without keeping your audience waiting.



■ Huge images, even in limited spaces.

Projecting huge 60" images at a distance of 1.5m (4.9 ft) makes this model ideal for meeting rooms or classrooms with limited space. Text, charts and videos are all easier to see. And they are perfect for cart-top use because they can be placed near the screen.



■ Low noise does not disturb audience concentration.

The projector has a quiet design, with noise output of only 29dBA (Whisper mode). You can use it in small meeting rooms or classrooms without being bothered by fan noise. Your audience will be able to hear you clearly and concentrate fully on the subject matter.

