

# LCD Projectors

**HITACHI**  
Inspire the Next



## Wireless Capability

*Using the optional USB wireless adapter, these projectors can be connected to a computer to establish a wireless network.*



**Wireless-Ready Projectors with Many Advanced Features**



**CP-WX3014WN** WXGA 3,000 Lumens  
**CP-X4014WN** XGA 4,000 Lumens  
**CP-X3014WN** XGA 3,200 Lumens  
**CP-X2514WN** XGA 2,700 Lumens





# Projectors with wireless and wired network functions are highly practical for lessons and meetings



## Advanced Network Functions


### ■ Wireless Capability

You can use a wireless network by connecting the projector to a computer using the optional USB wireless adapter. The adapter supports IEEE802.11b/g/n. Use the adapter cover to prevent the USB wireless adapter from coming off easily.

**Wireless network functionality**  
Using the designated USB wireless adapter (option) enables the projector and computer to communicate in both the Ad-Hoc and Infrastructure modes.

Without access point communication (Ad-Hoc).

With access point communication (Infrastructure).



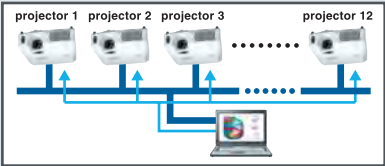
### ■ Campus Notification System\*1

This function allows you to send text messages and audio alert sounds simultaneously to all projectors on the network. It is an easy and efficient way to send campus-wide notifications.  
• This function is not intended or guaranteed for the distribution of warning messages created by security systems.



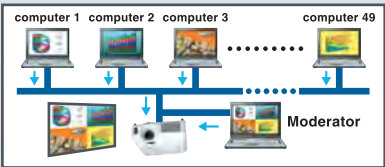
### ■ Multi Projector\*1\*2

You can project the same image to up to 12\*3 projectors simultaneously. This is useful for meetings and lectures in large venues where a single screen would not be sufficient.




### ■ Moderator Control Mode\*1\*2

This mode lets you network 50\*4 computers to the projector, with one computer acting as the moderator. The teacher can use the moderator computer to select and project images from the students' computers.



### ■ Convenient Networking

Embedded networking gives you the ability to manage and control multiple projectors over your LAN: Centralized Reporting, Scheduling, E-mail Alerts, and My Image (Image Transfer).



\*1 These functions will be provided later by software updates from the website <http://www.hitachi-america.us/digitalmedia>  
\*2 To secure better performance, a wired network is preferable.  
\*3 Video transfer speed may vary depending on number of projectors connected.  
\*4 Video and audio transfer speed may vary depending on number of computers connected.

**■ Hardware and software requirements for network capability**  
**OS:** One of the following. Windows® XP Home Edition/Professional Edition (32 bit version only), Windows Vista® Home Basic/Home Premium/Business/Ultimate/Enterprise (32 bit version only), Windows® 7 Starter/Home Basic/Home Premium/Professional/Ultimate/Enterprise (32 bit version only) **CPU:** Pentium® 4 (2.8 GHz or higher) **Graphic card:** 16 bit, XGA or higher (When using the "LiveViewer" it is recommended that the display resolution of your computer be set to 1024 x 768.) **Memory:** 512 MB or higher **Hard disk space:** 100 MB or higher **Web browser:** Internet Explorer® 6.0 or higher **CD-ROM drive**  
• If many computers are connected to the network or the connected computer is under excessive load, higher specifications may be required.



## Superior Convenient Features

### ■ 3,000 : 1 High Contrast Ratio (Presentation Mode)

### ■ WXGA (1280 x 800) and 720p Capability (CP-WX3014WN)

Featuring WXGA (1280 x 800) resolution, the CP-WX3014WN is capable of displaying wide and large images. (CP-X4014WN, CP-X3014WN and CP-X2514WN are XGA.)

### ■ High Brightness of 4,000 Lumens (CP-X4014WN)

The CP-X4014WN features high brightness of 4,000 lumens. (CP-X3014WN is 3,200 lumens, CP-WX3014WN is 3,000 lumens and CP-X2514WN is 2,700 lumens.)

### ■ PC-Less Presentation

By using a USB memory stick or other storage device\*, you can use the projector without a computer. Menus are easy to see with a thumbnail display, and there is also a slideshow function.

\* Not compatible with all USB storage devices.

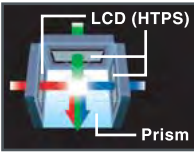


### ■ Mic. Input\* and 16W Internal Speaker

The projectors are equipped with a microphone input, so you can use a microphone system, even when the projector is in standby condition. The projectors also have two built-in 8W high power speakers. \* Compatible with dynamic microphones and unbalanced signal lines.

### ■ Inorganic LCD Panels

These projectors use three inorganic LCD panels, which feature higher resistance to light and offer high reliability. The use of double speed drive further improves picture quality.



### ■ HDMI Input

With signals transferred completely in the digital domain, lessons and presentations are assured of the highest image quality.



### ■ Hybrid Filter

The Hybrid Filter requires less frequent maintenance and cleaning, making longer operation possible.




### ■ Display via USB

When you connect the projector and a computer via a USB cable, software in the projector runs automatically, letting you quickly and easily display images from the computer.

### ■ Easy Maintenance

The lamp door is on the top and the filter cover slides in and out from the front bottom, so maintenance and replacement of these parts can be done easily.



### ■ Template Function\*

The Template function provides four types of lines, circles, and a world map with a center city that can be moved in 24-hour steps. \* Patent pending



### ■ Input Source Naming

The input source name can be changed to the name of a device you often use.



### ■ Auto Eco Mode

In Auto Eco mode, the projector always starts up in Eco mode, even if it was in Normal mode when turned off. This ensures that you will always save lamp life and power consumption.

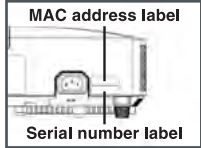
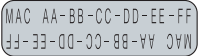
### ■ Versatile Security Functions

The projectors are equipped with a security bar, PIN Lock, MyScreen Lock and Transition Detector functions.



### ■ Serial No. and MAC Address on Side Label

Serial number and MAC address are on the side label, in both normal position and upside-down.



### ■ More Convenient Features

- Network Bridge • Audio Pass Through\*1 • Low Noise of 29dB\*2 (ECO Mode) • Power Saving Mode • Direct Power On/Off • My Button • My Memory • Daytime Mode • Blackboard or Whiteboard Modes at Picture Setting • Auto Vertical Keystone Correction • Closed Caption • Compatible with AMX Device Discovery • Compatible with Crestron RoomView®

\*1 When in Normal mode at standby setting. It does not function in Saving mode.  
\*2 Typical. Tested in 23°C environmental conditions.



## SPECIFICATIONS

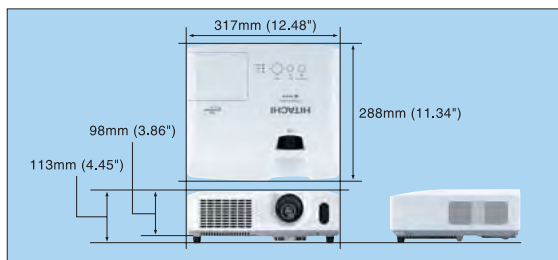
Model name	CP-WX3014WN	CP-X4014WN	CP-X3014WN	CP-X2514WN
Liquid crystal panel	0.59 type (inch), 1.5cm polysilicon active-matrix TFT x 3	0.63 type (inch), 1.6cm polysilicon active-matrix TFT x 3		
Number of pixels	1,024,000 pixels (H1280 x V800)	786,432 pixels (H1024 x V768)		
Resolution	1280 x 800 color pixels (WXGA)	1024 x 768 color pixels (XGA)		
Manual zoom		x1.2		
Lamp		210W UHP		
Light output (brightness)	3,000 Lumens	4,000 Lumens	3,200 Lumens	2,700 Lumens
Contrast ratio		3,000:1 (Presentation mode)		
Audio		16W mono (8W x 2)		
Keystone correction		Auto Vertical Keystone		
Power supply		AC100-120V/AC220-240V		
Operating temperature		5-35°C (41-95°F)		
Input signals	Computer input	VGA, SVGA, XGA, WXGA, SXGA, SXGA+, UXGA, MAC16"		
Video input	NTSC, NTSC4.43, PAL, SECAM, PAL-M, PAL-N, PAL (60Hz)	480i@60, 480p@60, 576i@50, 576p@50, 720p@50/60, 1080i@50/60, 1080p@50/60		
Input/output terminals	Video input	S-Video: Mini Din 4-pin x 1, Composite video: RCA jack x 1, Component video: RCA jack x 3		
Audio input		Stereo Mini jack x 2, RCA jack x 2 (L/R)		
Computer input		Analog RGB: 15-pin Mini-Dsub x 2		
HDMI input		HDMI x 1 (HDCP compliant)		
Audio output		RCA jack x 2 (L/R)		
Monitor output		Analog RGB: 15-pin Mini-Dsub x 1		
USB		USB type A x 1 (for PC-less presentation or wireless adapter), USB type B x 1 (for USB display or USB mouse control)		
Control		9-pin Dsub x 1 for RS232C		
Wireless network		Option		
Wired network (LAN)		RJ-45 x 1		
Mic. input		Mono Mini jack x 1 (compatible with dynamic microphones and unbalanced signal lines)		
Agency certifications		UL/cUL, FCC Part15 class B, AS/NZS CISPR22 class B, CE, GOST-R		
Dimensions (WxHxD)		317 x 98 x 288mm (12.48" x 3.86" x 11.34") [excluding protruding part]		
Weight		Approximately 3.5kg (7.7 lbs.)		
Standard accessories		Remote control (Part#: HL02771) with two AA batteries, Power cord, Computer cable, Adapter cover, Lens cover, User's manuals, Security label, Application CD		
Optional accessories		Lamp: DT01021, Filter set: MU06481, Laser remote control: HL02651 (RC-R008), USB wireless adapter: USB-WL-11N		

## PROJECTION DISTANCE

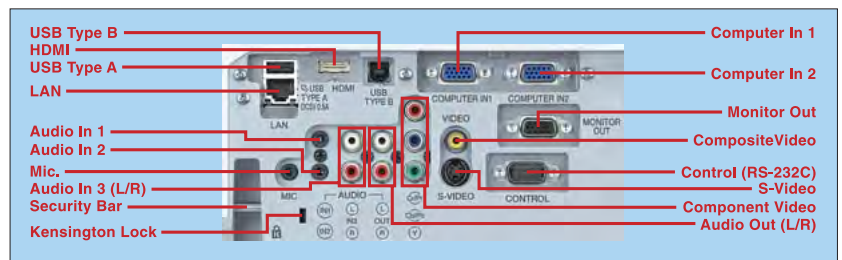
CP-WX3014WN						CP-X4014WN/CP-X3014WN/CP-X2514WN					
Screen Size (16:10 Screen)	a Min	a Max	b (top)	c (bottom)		Screen Size (4:3 Screen)	a Min	a Max	b (top)	c (bottom)	
30 type (inch), 0.8m	0.9m (35")	1.1m (43")	40cm (16")	1cm (0")		30 type (inch), 0.8m	0.8m (32")	1.0m (38")	41cm (16")	5cm (2")	
40 type (inch), 1.0m	1.2m (48")	1.5m (58")	53cm (21")	1cm (0")		40 type (inch), 1.0m	1.1m (44")	1.3m (52")	55cm (22")	6cm (2")	
50 type (inch), 1.3m	1.5m (61")	1.9m (74")	66cm (26")	1cm (1")		50 type (inch), 1.3m	1.4m (56")	1.7m (67")	69cm (27")	8cm (3")	
60 type (inch), 1.5m	1.9m (73")	2.3m (89")	79cm (31")	2cm (1")		60 type (inch), 1.5m	1.7m (67")	2.0m (81")	82cm (32")	9cm (4")	
70 type (inch), 1.8m	2.2m (86")	2.7m (105")	92cm (36")	2cm (1")		70 type (inch), 1.8m	2.0m (79")	2.4m (95")	96cm (38")	11cm (4")	
80 type (inch), 2.0m	2.5m (99")	3.1m (121")	106cm (42")	2cm (1")		80 type (inch), 2.0m	2.3m (91")	2.8m (109")	110cm (43")	12cm (5")	
90 type (inch), 2.3m	2.8m (112")	3.5m (136")	119cm (47")	2cm (1")		90 type (inch), 2.3m	2.6m (103")	3.1m (123")	123cm (49")	14cm (5")	
100 type (inch), 2.5m	3.2m (125")	3.9m (152")	132cm (52")	3cm (1")		100 type (inch), 2.5m	2.9m (115")	3.5m (137")	137cm (54")	15cm (6")	
120 type (inch), 3.0m	3.8m (151")	4.6m (183")	158cm (62")	3cm (1")		120 type (inch), 3.0m	3.5m (139")	4.2m (165")	165cm (65")	18cm (7")	
150 type (inch), 3.8m	4.8m (190")	5.8m (229")	198cm (78")	4cm (2")		150 type (inch), 3.8m	4.4m (175")	5.3m (208")	206cm (81")	23cm (9")	
200 type (inch), 5.1m	6.5m (254")	7.8m (307")	264cm (104")	5cm (2")		200 type (inch), 5.1m	6.0m (234")	7.1m (278")	274cm (108")	30cm (12")	
250 type (inch), 6.4m	8.1m (319")	9.8m (385")	330cm (130")	7cm (3")		250 type (inch), 6.4m	7.5m (294")	8.9m (349")	343cm (135")	38cm (15")	
300 type (inch), 7.6m	9.7m (383")	11.8m (463")	396cm (156")	8cm (3")		300 type (inch), 7.6m	9.0m (354")	10.7m (420")	411cm (162")	46cm (18")	

• Tolerance ±10% (for projection distance a) • Final specifications may vary slightly.

## DIMENSIONS



## TERMINALS



## Consideration for the Environment

### Compliance with EU Directive RoHS\*1

\*1 RoHS is the acronym of "DIRECTIVE 2002/95/EC OF THE EUROPEAN PARLIAMENT AND OF THE COUNCIL OF 27 January 2003 on the restriction of the use of certain hazardous substances in electrical and electronic equipment".

### Reduction of resin usage in production

Use of hot runners in molds for making upper housing in order to reduce mill ends.

### Reduction of CO<sub>2</sub> emissions

Carton volume has been cut down to 68%\*2, reducing CO<sub>2</sub> emissions during transport.

\*2 Compared to Hitachi CP-X467 network capable projector on the basis of one carton box.

### Power saving mode engaged during standby

### ECO mode

ECO mode provides power saving.

- Design and specifications are subject to change without notice.
- The projected images and comparison photos in this catalog are simulations.
- LCD panels, polarizers and other optical components and cooling fans may need replacement after prolonged usage. For more details, please consult a Hitachi sales representative.
- Do not use in places where there is a lot of water, dampness, steam, dust, soot or tobacco smoke. This may result in fire or malfunction.
- Optical components (lamp, LCD panel, polarizing plate, PBS [polarizer beam splitter]) have limited service lives. They must be repaired or replaced if they are used for a long period of time.
- These projectors use a mercury lamp with high internal pressure. Because of its properties, this lamp may burst with a loud noise or burn out if struck or after it has been used for a period of time. The time until it bursts or burns out varies greatly according to differences between lamps and usage conditions. Turning the lamp's power on and off frequently shortens its service life.
- Optical components other than the lamp: If the projector is used for six hours or more per day, they may need to be replaced in less than a year.
- LCD panel: If the projector is used continuously for six hours or more, its replacement cycle may be shortened.
- Do not turn projector on again for ten minutes after shutdown. Neglect can shorten the lifetime of the lamp. During use and immediately after use, do not touch anywhere near the lamp and the vents as these parts are extremely hot.
- Windows®, Windows Vista® and Internet Explorer® are trademarks, or registered trademarks of Microsoft Corporation in the United States and/or other countries.
- Pentium® is trademark of Intel Corporation in the U.S. and/or other countries.
- Crestron® and Crestron RoomView® are registered trademarks of Crestron Electronics, Inc. in the United States and other countries.
- HDMI, the HDMI Logo, and High-Definition Multimedia Interface are trademarks or registered trademarks of HDMI Licensing LLC in the United States and other countries.
- All other trademarks are the properties of their respective owners.

**Remote control warning:** Do not look into the laser beam. Class 2 laser product; maximum output 1mW; wavelength 650nm.

# HITACHI

Hitachi America, Ltd., Digital Media Division, Business Solutions Group 900 Hitachi Way, Chula Vista, CA 91914-3556, U.S.A. and Canada

Tel: +1-800-HITACHI Fax: +1-619-591-5418 [www.hitachi-america.us/digitalmedia](http://www.hitachi-america.us/digitalmedia)

Hitachi Home Electronics Asia (S) Pte. Ltd. 438A Alexandra Road #01-01/02/03, Alexandra Technopark, Singapore 119967

Tel: +65-6536-2520 Fax: +65-6536-2521 [www.hitachiconsumer.com.sg](http://www.hitachiconsumer.com.sg)

Hitachi Sales (Malaysia) Sdn. Berhad (11543-V) Lot 12, Jalan Kemajuan, Bangi Industrial Estate, 43650 Bandar Baru Bangi, Selangor Darul Ehsan, Malaysia.

Tel: +60-3-8926-4168 Fax: +60-3-8926-3013 [www.hitachiconsumer.com.my](http://www.hitachiconsumer.com.my)

Hitachi Sales (Thailand), Ltd. 994 Soi Thonglor, Sukhumvit 55 Road, Klongtonnua, Vadhana Bangkok 10110, Thailand

Tel: +66-2381-8381-98 Fax: +66-2381-0210/2381-0021 [www.hitachi-th.com](http://www.hitachi-th.com)

Hitachi (Hong Kong), Ltd. 18th Floor, Ever Gain Centre, 28 On Muk Street, Shatin, N.T., Hong Kong Tel: +852-2113-8883 Fax: +852-2783-4178 [www.hitachi-hk.com.hk](http://www.hitachi-hk.com.hk)

Hitachi Sales Corp. of Taiwan 2nd Floor, No.65, Nanking East Road, Section 3, Taipei 104, Taiwan Tel: +886-2-2516-0500 Fax: +886-2-2516-1501 [www.hsct.com.tw](http://www.hsct.com.tw)

Hitachi Australia Pty Ltd. Level 3, 82 Waterloo Road, North Ryde, NSW 2113, Australia Tel: +61-2-9888-4100 Fax: +61-2-9888-4188 [www.hitachi.com.au](http://www.hitachi.com.au)

Hitachi Europe Ltd. Whitebrook Park, Lower Cookham Road, Maidenhead, Berkshire, SL6 8YA, UK Tel: +44-1628-585000 Fax: +44-1628-585163 [www.hitachidigitalmedia.com](http://www.hitachidigitalmedia.com)

Printed in Japan (H) NM-E362 0611

