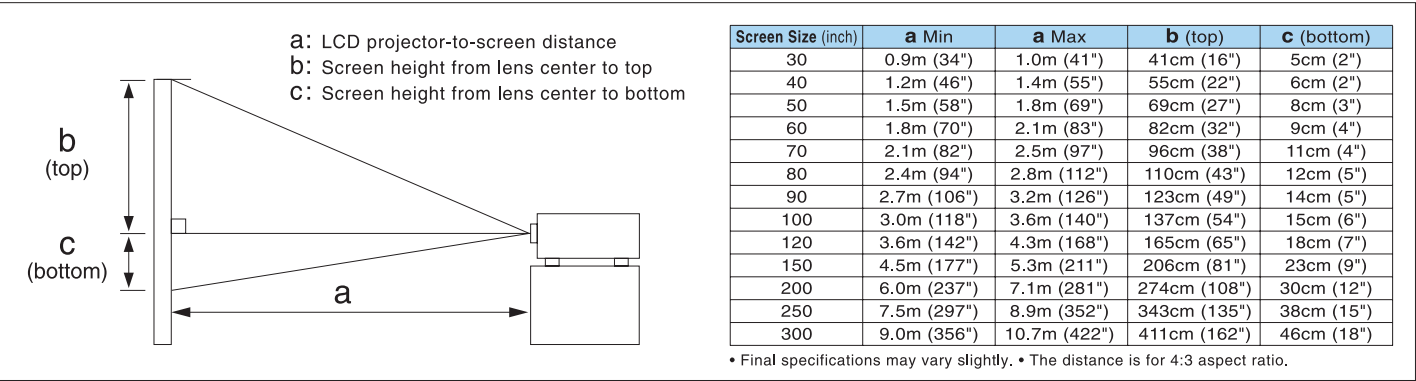


SPECIFICATIONS

Model name		CP-X3010N	CP-X2510N	CP-X2010N
Liquid crystal panel		0.63" (1.6cm) polysilicon active-matrix TFT x 3	0.63" (1.6cm) polysilicon active-matrix TFT x 3	0.63" (1.6cm) polysilicon active-matrix TFT x 3
Number of pixels		786,432 pixels (H1,024 x V768)	786,432 pixels (H1,024 x V768)	786,432 pixels (H1,024 x V768)
Resolution		1,024 x 768 color pixels (XGA)	1,024 x 768 color pixels (XGA)	1,024 x 768 color pixels (XGA)
Lens		Manual zoom 1:1.2	Manual zoom 1:1.2	Manual zoom 1:1.2
Lamp		210W UHP	210W UHP	210W UHP
Brightness		3,000 ANSI Lumens	2,600 ANSI Lumens	2,200 ANSI Lumens
Contrast ratio		2,000:1 (Presentation mode)	2,000:1 (Presentation mode)	500:1
Audio		16W mono (8W x 2)	16W mono (8W x 2)	16W mono (8W x 2)
Acoustic noise		29dBA in ECO mode	29dBA in ECO mode	29dBA in ECO mode
Keystone correction		Auto Vertical Keystone	Auto Vertical Keystone	Auto Vertical Keystone
Power supply		AC100-120V/AC220-240V	AC100-120V/AC220-240V	AC100-120V/AC220-240V
Operating temperature		5-35°C (41-95°F)	5-35°C (41-95°F)	5-35°C (41-95°F)
Input signals	Computer input	VGA, SVGA, XGA, WXGA, SXGA, SXGA+, UXGA, MAC16"	VGA, SVGA, XGA, WXGA, SXGA, SXGA+, UXGA, MAC16"	VGA, SVGA, XGA, WXGA, SXGA, SXGA+, UXGA, MAC16"
	Video input	NTSC, NTSC4.43, PAL, SECAM, M-PAL, N-PAL, PAL60 HDTV: 720p, 1080i, 1080p SDTV: 480i, 480p, 576i, 576p	NTSC, NTSC4.43, PAL, SECAM, M-PAL, N-PAL, PAL60 HDTV: 720p, 1080i, 1080p SDTV: 480i, 480p, 576i, 576p	NTSC, NTSC4.43, PAL, SECAM, M-PAL, N-PAL, PAL60 HDTV: 720p, 1080i, 1080p SDTV: 480i, 480p, 576i, 576p
Input/output terminals	Video input	S-Video: Jack x 1, Composite video: RCA jack x 1 Component video: RCA jack x 3	S-Video: Jack x 1, Composite video: RCA jack x 1 Component video: RCA jack x 3	S-Video: Jack x 1, Composite video: RCA jack x 1 Component video: RCA jack x 3
	Audio input	Stereo Mini jack x 2, RCA jack x 2 (L/R)	Stereo Mini jack x 2, RCA jack x 2 (L/R)	Stereo Mini jack x 2, RCA jack x 2 (L/R)
	Computer input	Analog RGB: 15-pin Mini-Dsub x 2	Analog RGB: 15-pin Mini-Dsub x 2	Analog RGB: 15-pin Mini-Dsub x 2
	Audio output	RCA jack x 2 (L/R)	RCA jack x 2 (L/R)	RCA jack x 2 (L/R)
	Monitor output	Analog RGB: 15-pin Mini -Dsub x 1	Analog RGB: 15-pin Mini -Dsub x 1	Analog RGB: 15-pin Mini -Dsub x 1
	Control and mouse	9-pin Dsub x 1 for RS232C, USB type B x 1 for mouse control	9-pin Dsub x 1 for RS232C, USB type B x 1 for mouse control	9-pin Dsub x 1 for RS232C, USB type B x 1 for mouse control
Wired network (LAN)		RJ-45 x 1	RJ-45 x 1	RJ-45 x 1
Agency certifications		UL/cUL, FCC Part15 class B, AS/NZS CISPR22 class B, CE, RoHS, GOST-R	UL/cUL, FCC Part15 class B, AS/NZS CISPR22 class B, CE, RoHS, GOST-R	UL/cUL, FCC Part15 class B, AS/NZS CISPR22 class B, CE, RoHS
Dimensions (WxHxD)		317 x 118 x 288mm (12.48" x 4.65" x 11.34") [excl. protruding part]	317 x 118 x 288mm (12.48" x 4.65" x 11.34") [excl. protruding part]	317 x 118 x 288mm (12.48" x 4.65" x 11.34") [excl. protruding part]
Weight		4.1kg (9.0 lbs.)	4.1kg (9.0 lbs.)	4.0kg (8.8 lbs.)
Standard accessories		Computer cable, Remote Control, Batteries, Lens cap, Power cord, User's manual, Security label	Computer cable, Remote Control, Batteries, Lens cap, Power cord, User's manual, Security label	Computer cable, Remote Control, Batteries, Lens cap, Power cord, User's manual, Security label
Optional accessories		Lamp: DT01021, Filter set: MU06481, Soft case, Mounting accessory: HAS-3010 (Bracket for ceiling mount), HAS-204L (Fixing adaptor for low ceilings), HAS-304H (Fixing adaptor for high ceilings)	Lamp: DT01021, Filter set: MU06481, Soft case, Mounting accessory: HAS-3010 (Bracket for ceiling mount), HAS-204L (Fixing adaptor for low ceilings), HAS-304H (Fixing adaptor for high ceilings)	Lamp: DT01021, Filter set: MU06481, Soft case, Mounting accessory: HAS-3010 (Bracket for ceiling mount), HAS-204L (Fixing adaptor for low ceilings), HAS-304H (Fixing adaptor for high ceilings)

PROJECTION DISTANCE



Environmentally Friendly Products and Services

■ Use of environmentally friendly materials

- In compliance with RoHS 6 restricted materials, unleaded solder and harmless substitutes of hexavalent chrome in screws and steel sheets are used.
- No use of bromine or halogen incombustible compounds in cabinets.
- Use of paint-less cabinets.
- No use of vinyl chloride in mechanical parts.
- Use of recyclable carton boxes.

■ Reduction of resin usage in production

Use of hot runner molds for making cabinets in order to reduce mill ends.

- This catalog is printed on recycled paper and using environmentally friendly soy-based ink.

■ Reduction of CO2 emissions*

Carton size has been reduced, so 20 percent more cartons can be carried with each load, reducing CO2 emissions during transport.

* Compared to Hitachi CP-X201.

■ Power saving mode engaged during stand-by

■ ECO mode

ECO mode provides power saving according to usage conditions.

■ Facilitating separation of recyclables

Raw materials indicated on plastic parts.

- Design and specifications are subject to change without notice.

- The projected images and comparison photos in this catalog are simulations.
- LCD panels, polarizers and other optical components and cooling fans may need replacement after prolonged usage. For more details, please consult a Hitachi sales representative.
- Do not use in places where there is a lot of water, dampness, steam, dust, soot or tobacco smoke. This may result in fire or malfunction.
- Optical components (lamp, LCD panel, polarizing plate, PBS [polarizer beam splitter]) have limited service lives. They must be repaired or replaced if they are used for a long period of time.
- These projectors use a mercury lamp with high internal pressure. Because of its properties, this lamp may burst with a loud noise or burn out if struck or after it has been used for a period of time. The time until it bursts or burns out varies greatly according to differences between lamps and usage conditions. Turning the lamp's power on and off frequently shortens its service life.
- Optical components other than the lamp: If the projector is used for six hours or more per day, they may need to be replaced in less than a year.
- LCD panel: If the projector is used continuously for six hours or more, its replacement cycle may be shortened.
- Do not turn projector on again for ten minutes after shutdown. Neglect can shorten the lifetime of the lamp. During use and immediately after use, do not touch anywhere near the lamp and the vents as these parts are extremely hot.



Hitachi, Ltd. Consumer Business Group has received ISO 14001 certification.

HITACHI

Hitachi Home Electronics (America), Inc., Business Group 900 Hitachi Way, Chula Vista, CA91914-3556, U.S.A. and Canada
Tel: +1-800-HITACHI Fax: +1-619-591-5418 www.hitachi.us/digitalmedia
Hitachi Home Electronics Asia (S) Pte. Ltd. 438A Alexandra Road #01-01/02/03, Alexandra Technopark, Singapore 119967
Tel: +65-6536-2520 Fax: +65-6536-2521 www.hitachiconsumer.com.sg
Hitachi Sales (Malaysia) Sdn. Berhad (11543-V) Lot 12, Jalan Kemajuan, Bangi Industrial Estate, 43650 Bandar Baru Bangi, Selangor Darul Ehsan, Malaysia.
Tel: +60-3-8926-4168 Fax: +60-3-8926-3013 www.hitachiconsumer.com.my
Hitachi Sales (Thailand), Ltd. 994 Soi Thonglor, Sukhumvit 55 Road, Klongtonnua, Vadhana Bangkok 10110, Thailand
Tel: +66-2381-8381-98 Fax: +66-2391-0210/2391-0021 www.hitachi-th.com
Hitachi (Hong Kong), Ltd. 18th Floor, Ever Gain Centre, 28 On Muk Street, Shatin, N.T., Hong Kong Tel: +852-2113-8883 Fax: +852-2783-4178 www.hitachi-hk.com.hk
Hitachi Sales Corp. of Taiwan 2nd Floor, No.65, Nanking East Road, Section 3, Taipei 104, Taiwan Tel: +886-2-2516-0500 Fax: +886-2-2516-1501 www.hsct.com.tw
Hitachi Australia Pty Ltd. Level 3, 82 Waterloo Road, North Ryde, NSW 2113, Australia Tel: +61-2-9888-4100 Fax: +61-2-9888-4188 www.hitachi.com.au
Hitachi Europe Ltd. Whitebrook Park, Lower Cookham Road, Maidenhead, Berkshire, SL6 8YA, UK Tel: +44-1628-585000 Fax: +44-1628-643404 www.hitachidigitalmedia.com

Printed in Japan (H) NM-E340 0309

LCD Projectors

CP-X3010N/CP-X2510N/CP-X2010N

HITACHI
Inspire the Next



Network functions allow projector use in remote locations. Ideal for using multiple projectors in classrooms and meeting rooms.

CP-X3010N 3,000 ANSI Lumens
For Standard Classrooms

CP-X2510N 2,600 ANSI Lumens
For Small Classrooms

CP-X2010N 2,200 ANSI Lumens
For Small Meeting Rooms





Network functions provide higher efficiency with projector control, maintenance and security over your LAN.

Advanced Network Functions



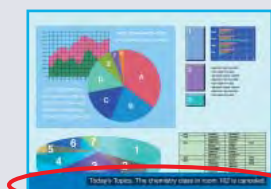
■ Messenger

The Messenger function allows you to send and display text messages on your network projector. It is an easy and efficient way to send campus wide announcements.

Messenger function is ideal for:


- Campus Notifications • School Activities • Daily Schedules
- Community/Local News

• This function is not intended or guaranteed for the distribution of warning messages created by security systems.



■ Centralized Reporting

With just one PC in an administration room, you can collect reports from all projectors connected to the network.



■ Convenient Networking

Embedded networking gives you the ability to manage and control multiple projectors over your LAN. Scheduling, e-mail alerts, and image transfer (MY IMAGE) are just some of the functions available via LAN.



MY IMAGE



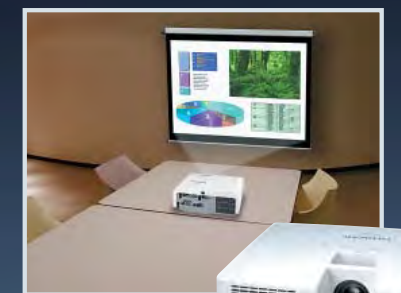
E-mail Alerts



LCD Projector
CP-X3010N
3,000 ANSI Lumens
For Standard Classrooms



LCD Projector
CP-X2510N
2,600 ANSI Lumens
For Small Classrooms



LCD Projector
CP-X2010N
2,200 ANSI Lumens
For Small Meeting Rooms

Superior Maintenance Functions

Hybrid Filter and Lamp Door on Top

Thanks to the Hybrid Filter, maintenance and cleaning are much less frequent, making longer operation possible. The lamp door is on the top and the filter cover slides in and out from the front bottom, so maintenance and replacement of these parts can be done easily.

■ Hybrid Filter

Filter maintenance frequency has been improved from every 400 hours to every 5,000 hours.

- Actual filter maintenance necessity varies according to environment. You can set the filter message for zero, 100hr, 200hr, 500hr, 1,000hr, 2,000hr, 5,000hr.



■ Lamp Door on Top

These projectors have the lamp door on the top. Therefore you can easily change the lamp.



High Picture Quality

■ 2,000:1 High Contrast Ratio

CP-X3010N/CP-X2510N

In addition to a high 2,000:1 contrast ratio, the CP-X3010N and CP-X2510N feature an Active Iris that is automatically controlled to ensure best image contrast and depth perspective during both bright and dark scenes.



Bright scene



Dark scene

■ High Image Quality

Hitachi improved image quality with its own optics and lamp technologies, and adjusted color balance while maintaining high brightness. Furthermore, thanks to Motion Adaptive Progressive Scan, 3:2 Pull Down, Noise Reduction, Equalizing Gamma Function, you can even project moving pictures with beautiful clarity.

Versatile Security

■ Various Security Functions

These projectors are equipped with a security bar that allows the easy attachment of a security chain. By using the PIN Lock, you can limit the number of users. The MyScreen function

can be used to identify the owner, and is also protected by a PIN Lock. A Transition Detector can prevent unauthorized use of the projector.



Security bar

Outstanding Usability

■ Power Saving Mode

The Power Saving mode reduces stand-by power consumption to less than 5W. The following features are disabled: RS-232C control except power-on command, and audio capability including audio pass through.

■ Template Function

When projecting onto a whiteboard, blackboard and so on, this function projects lines, making writing on the board easier. You can choose four types of lines.

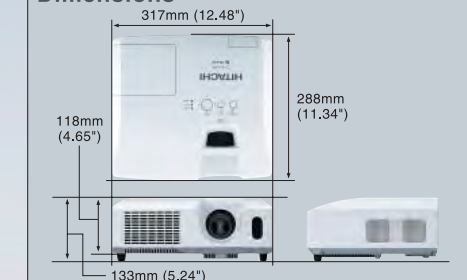


■ Other Features

- 16W Internal Speaker • Low Noise of 29dBA (ECO Mode) • Convenient Audio Pass Through
- Blackboard or Whiteboard Modes • Daytime Mode • New On-Screen Display (OSD) Menu Design • 4-Second Quick Start • Direct Power

On/Off • My Button • My Text • Resolution Preset and Custom Modes • Auto Vertical Keystone Correction • Input Source Naming • IR Remote Frequency Change • Serial No. Label on Side • Security Label Included • My Source/Document Camera Button on Remote Controller • Closed Caption (US Only)

Dimensions



Terminals

