

HITACHI

Inspire the Next



LCD PROJECTOR

CP-X268

■ Wireless Presentations

The CP-X268 eliminates the need to connect the projector and PC with a cable, so it's much easier to start your presentations. And of course there's no cord to get in the way of papers on the desk. You can turn the projector on and off using a remote control.



■ Multi screen for conference

Projecting the displays of up to 4 PCs on a single screen. This permits a wide range of high quality presentations. Naturally, you can choose any one of them for viewing on the full screen.



■ PC-less Presentations

The CP-X268 lets you use HDD media players, USB storage devices or ultra-handly SD cards for giving presentations without a PC. It is compatible with a variety of files, including JPEG, BMP and PNG. It also allows auto slide show and end-less play functions.



■ Wired Network (Image Transfer)

Transferring images via wired LAN from a PC to your projector is very convenient. No RGB cable is necessary!



■ High Brightness of 2,500 ANSI Lumens

With outstanding brightness of 2,500 ANSI Lumens, you can use the CP-X268 to teach classes and make presentations without having to darken the room.

■ PIN Lock and My Screen PIN Lock

PIN Lock protection limits the number of people who can use the projector. My Screen PIN Lock allows a certain image to be used as the startup screen. Using a school name or company logo, for example, makes it clear who owns the projector to prevent misuse.



PIN Lock



My Screen PIN Lock

■ Security Bar

The Security Bar allows the projector to be attached via a heavy chain to prevent theft. A Kensington slot is also provided.



■ My Button

There are two user programmable buttons called My Buttons that can be set with any command in the Select menu, such as S-Video direct input, Picture Mode or Filter Reset. This gives you fast access to frequently used functions.



■ Transition Detector

A new security function that operates when the projector angle or settings are changed from the installed positions.


■ Input Source Naming

The name of any input source can be changed from the default name to one of your own choosing.



■ Resolution Preset and Custom Mode

Using the Preset mode, special resolution and wide resolution images such as WXGA will be automatically re-sized and placed in the optimum position. The Custom mode can be used to set any desired resolution to obtain the perfect image.



■ Quick Start and Shut Down

Startup is so fast that the image appears only four seconds after you turn the power on. And this projector is able to shut down the main power during the cooling period.* So you spend less time waiting for startup and until you can put the unit away.


* Do not turn projector on again for one minute after shutdown. Neglect can shorten the lifetime of the lamp. During use and immediately after use, do not touch anywhere near the lamp and the vents as these parts are extremely hot.

LCD PROJECTOR CP-X268



Whiteboard Mode and Blackboard Mode

Images displayed on whiteboards may be too bright, so the Whiteboard Mode changes the gamma curve to reduce the white peak. This lets you enjoy the benefits of a bright projector while limiting brightness to protect the eyes of students and others who may be viewing the whiteboard. The Blackboard Mode provides better color balance when projecting images onto colored backgrounds. Green and pure black modes are supported.



Normal mode

Whiteboard mode

Auto Vertical Keystone

Just push the Keystone button on the remote control for automatic correction of vertical keystone distortion. This helps make troublesome screen settings easy so you can smoothly begin projection.

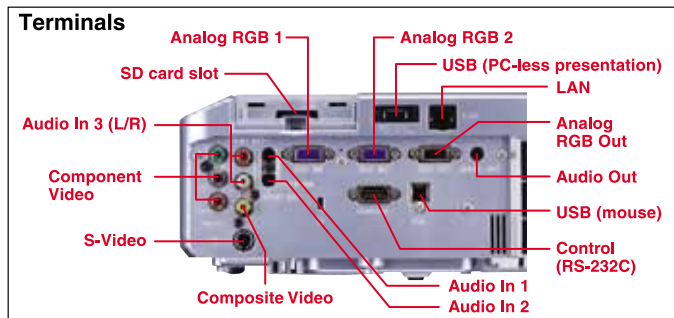


Other Features

- Motion Adaptive Progressive Scan • 3:2 Pull Down • Noise Reduction
- Hitachi Equalizing Gamma Function • Security Label Included • Lamp Door on Top • Serial # Label on Side

Full Connectivity

The CP-X268 is equipped with a wide variety of terminals including two RGB inputs and three selectable audio inputs.



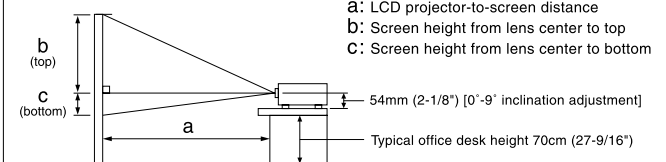
SPECIFICATIONS

Model name	CP-X268	
Liquid crystal panel structure	0.63" polysilicon active-matrix TFT x 3 (with Micro-lens)	
Number of pixels	786,432 pixels (V768 x H1,024)	
Resolution	1,024 x 768 color pixels	
Lens	Manual zoom (F=1.7-1.9) 1:1.2	
Lamp	200W UHB	
Brightness	2,500 ANSI Lumens	
Contrast ratio	500:1	
Speakers	1W x 1	
Keystone correction	Auto V Keystone	
Power supply	AC100-120V/AC220-240V	
Operating temperature	5-35°C (41-95°F)	
Input signals	RGB input	VGA, SVGA, XGA, WXGA, SXGA, SXGA+, UXGA, MAC16"
	Video input	NTSC, NTSC4.43, PAL, SECAM, M-PAL, N-PAL HDTV: 750p (720p), 1125i (1080i) SDTV: 525i (480i), 525p (480p), 625i (576i)
Input/output terminals	Video input	S-Video: Jack x 1, Composite video: RCA jack x 1, Component video: RCA jack x 3
	Audio input	RCA jack x 1 (L/R), Stereo-mini jack x 2
	RGB input	Analog RGB: 15-pin Mini-Dsub x 2
	Audio output	Stereo-mini jack x 1
	RGB output	Analog RGB: 15-pin Mini-Dsub x 1
	Control and mouse	9-pin Dsub x 1 for RS232C, USB x 1 for mouse
Agency certifications	UL60950/C-UL, FCC Part 15, Class B, CE, EN60950	
Dimensions (WxHxD)	306 x 106 x 249mm (12-1/16" x 4-3/16" x 9-13/16") [excl. protruding part]	
Weight	3.3kg (7.2 lbs.)	
Standard accessories	RGB cable, Remote control, Batteries, Safety instruction, Quick guide, Power cord, 14-language user's manual, Soft case, Video cable, Security label, Lithium battery for scheduling function, SD wireless receiver	

DIMENSIONS



PROJECTION DISTANCE



Screen Size (inch)	a Min	a Max	b (top)	c (bottom)
30	0.9m (34")	1.1m (41")	41cm (16")	5cm (2")
40	1.2m (46")	1.4m (56")	55cm (22")	6cm (2")
50	1.5m (58")	1.8m (70")	69cm (27")	8cm (3")
60	1.8m (70")	2.1m (84")	82cm (32")	9cm (4")
70	2.1m (81")	2.5m (98")	96cm (38")	11cm (4")
80	2.4m (93")	2.8m (112")	110cm (43")	12cm (5")
90	2.7m (105")	3.2m (126")	123cm (49")	14cm (5")
100	3.0m (117")	3.6m (140")	137cm (54")	15cm (6")
120	3.6m (140")	4.3m (169")	165cm (65")	18cm (7")
150	4.5m (176")	5.4m (211")	206cm (81")	23cm (9")
200	6.0m (235")	7.2m (282")	274cm (108")	30cm (12")
250	7.5m (294")	9.0m (353")	343cm (135")	38cm (15")
300	9.0m (352")	10.8m (423")	411cm (162")	46cm (18")

• Design and specifications are subject to change without notice.

- The comparison photos in this catalog are simulations.
- LCD panels, polarizers and other optical components and cooling fans may need replacement after prolonged usage. For more details, please consult a Hitachi sales representative.
- Do not use in places where there is a lot of water, dampness, steam, dust, soot or tobacco smoke. This may result in fire or malfunction.
- Optical components (lamp, LCD panel, polarizing plate, PBS [polarizer beam splitter], contrast-up film) have limited service lives. They must be repaired or replaced if they are used for a long period of time.
- These projectors use a mercury lamp with high internal pressure. Because of its properties, this lamp may burst with a loud noise or burn out if struck or after it has been used for a period of time. The time until it bursts or burns out varies greatly according to differences between lamps and usage conditions. Turning the lamp's power on and off frequently shortens its service life.
- Optical components other than the lamp: If the projector is used for six hours or more per day, they may need to be replaced in less than a year.
- LCD panel: If the projector is used continuously for six hours or more, its replacement cycle may be shortened.



HITACHI

Hitachi America, Ltd. Digital Media Division Hitachi Plaza 2000 Sierra Point Parkway, Brisbane, CA 94005-1835, U.S.A. Tel: +1-800-HITACHI Fax: +1-650-244-7776 www.hitachi.us/digitalmedia

Hitachi Canada Ltd. 2495 Meadowpine Blvd. Mississauga, Ontario L5N6C3, Canada Tel: +1-905-821-4545 Fax: +1-905-821-1011 www.hitachi.ca

Hitachi Home Electronics Asia (S) Pte. Ltd. 438A Alexandra Road #01-01/02/03, Alexandra Technopark, Singapore 119967 Tel: +65-6536-2520 Fax: +65-6536-2521 www.hitachimultimedia.com.sg

Hitachi Sales (Malaysia) Sdn. Bhd. Wisma Hitachi, No.2, Lorong 13/6A, 46200 Petaling Jaya, Selangor Darul Ehsan, Malaysia Tel: +60-3-79573455 Fax: +60-3-79556090

Hitachi Sales (Thailand), Ltd. 994 Soi Thonglor, Sukhumvit 55 Road, Klongtonnu, Vadhana Bangkok 10110, Thailand Tel: +66-2381-8381-98 Fax: +66-2381-0210/2381-0021

Hitachi (Hong Kong), Ltd. 18th Floor, Ever Gain Centre, 28 On Muk Street, Shatin, N.T., Hong Kong Tel: +852-2113-8883 Fax: +852-2780-4178 www.hitachi-hk.com.hk

Hitachi Sales Corp. of Taiwan 2nd Floor, No.65, Nanking East Road, Section 3, Taipei, Taiwan Tel: +886-2-2516-0500 Fax: +886-2-2516-1501

Hitachi Australia Ltd. Level 3, 82 Waterloo Road, North Ryde, NSW 2113, Australia Tel: +61-2-9888-4100 Fax: +61-2-9888-4188 www.hitachi.com.au

Hitachi Europe Ltd. Whitebrook Park, Lower Cookham Road, Maidenhead, Berkshire, SL6 8YA, UK Tel: +44-1628-643000 Fax: +44-1628-643404 www.hitachidigitalmedia.com

