


## SPECIFICATIONS

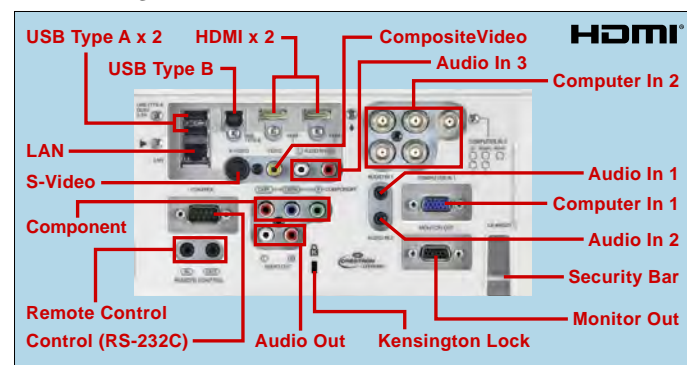
Model name	CP-WU8450	CP-WU8440	CP-WX8255	CP-X8160
Liquid crystal panel	0.76 type (inch), 1.9cm polysilicon active-matrix TFT x 3	0.76 type (inch), 1.9cm polysilicon active-matrix TFT x 3	0.75 type (inch), 1.9cm polysilicon active-matrix TFT x 3	0.8 type (inch), 2.0cm polysilicon active-matrix TFT x 3
Number of pixels	2,304,000 pixels (H1920 x V1200)	2,304,000 pixels (H1920 x V1200)	1,024,000 pixels (H1280 x V800)	786,432 pixels (H1024 x V768)
Resolution	1920 x 1200 color pixels (WUXGA)	1920 x 1200 color pixels (WUXGA)	1280 x 800 color pixels (WXGA)	1024 x 768 color pixels (XGA)
Motorized zoom	x2.0			
Lamp	330W UHP	245W UHP	330W UHP	
Light output (brightness)	5,000 Lumens	4,200 Lumens	5,500 Lumens	6,000 Lumens
Contrast ratio	3,000:1 (Presentation mode)			
Audio	8W x 2			
Keystone correction	Auto Vertical Keystone			
Power supply	AC100-120V/AC220-240V			
Operating temperature	0-45°C (32-113°F)*	0-40°C (32-104°F)	0-45°C (32-113°F)*	
Input signals	Computer input: VGA, SVGA, XGA, WXGA, WXGA+, SXGA, UXGA, MAC16"			
	Video input: WSXGA+, WUXGA, WSXGA+, SXGA+			
Input/output terminals	Video input x 3: NTSC, NTSC4.43, PAL, SECAM, PAL-M, PAL-N, PAL (60Hz) 480i@60, 480p@60, 576i@50, 576p@50, 720p@50/60, 1080i@50/60, 1080p@50/60			
	S-Video: Mini DIN 4 pin jack x 1, Composite video: RCA jack x 1, Component video: RCA jack x 3 3.5mm (stereo) mini jack x 2, RCA jack x 2 (L/R)			
	Analog RGB: D-sub 15 pin mini jack x 1, BNC jack x 5			
	HDMI input x 2: HDMI connector x 2 (HDCP compliant)			
	Remote control input: 3.5mm (stereo) mini jack x 1			
	Audio output x 1: RCA jack x 2 (L/R)			
	Monitor output x 1: Analog RGB: D-sub 15 pin mini jack x 1			
	Remote control output: 3.5mm (stereo) mini jack x 1			
	USB: USB type A connector x 2 (for PC-less presentation or wireless adapter), USB type B connector x 1 (for USB display or USB mouse control)			
	Control: D-sub 9 pin plug x 1 for RS232C			
	Wireless network: Option with USB wireless adapter (USB-WL-11N)			
	Wired network (LAN): RJ45 jack x 1			
Agency certifications	UL/cUL, FCC Part15 class A, AS/NZS CISPR22 class A, CE, GOST-R			
Dimensions (WxHxD)	498 x 135 x 396mm (19.6" x 5.3" x 15.6") [excluding protruding part]			
Weight	Approximately 8.7kg (19.2 lbs.)	Approximately 8.5kg (18.7 lbs.)	Approximately 8.7kg (19.2 lbs.)	
Standard accessories	Remote control (Part#: HL02801) with two AA batteries, Power cord, Computer cable, Lens cover, User's manuals, Security label, Application CD, Adapter cover			
Optional accessories	Lamp: DT01291, Filter set: UX38241, USB wireless adapter: USB-WL-11N	Lamp: DT01281, Filter set: MU06642, USB wireless adapter: USB-WL-11N	Lamp: DT01291, Filter set: UX38241, USB wireless adapter: USB-WL-11N	

\* When the projector is used at high altitudes, even the CP-X8160, CP-WX8255 or CP-WU8450, the service life of the optical components may be reduced at temperatures over about 40°C (104°F). It is recommended to reduce the temperature as far as possible.

## DIMENSIONS



## TERMINALS



## Consideration for the Environment

### Compliance with EU Directive RoHS\*1

\*1 RoHS is the acronym of "DIRECTIVE 2002/95/EC OF THE EUROPEAN PARLIAMENT AND OF THE COUNCIL of 27 January 2003 on the restriction of the use of certain hazardous substances in electrical and electronic equipment".

### Reduction of resin usage in production

Use of hot runners in molds for making upper housing in order to reduce mill ends.

### Power saving mode engaged during standby

### Eco mode

Eco mode provides power saving.

- Design and specifications are subject to change without notice.
- The projected images and comparison photos in this catalog are simulations.
- LCD panels, polarizers and other optical components and cooling fans may need replacement after prolonged usage. For more details, please consult a Hitachi sales representative.
- Do not use in places where there is a lot of water, dampness, steam, dust, soot or tobacco smoke. This may result in fire or malfunction.
- Optical components (lamp, LCD panel, polarizing plate, PBS [polarizer beam splitter]) have limited service lives. They must be repaired or replaced if they are used for a long period of time.
- These projectors use a mercury lamp with high internal pressure. Because of its properties, this lamp may burst with a loud noise or burn out if struck or after it has been used for a period of time. The time until it bursts or burns out varies greatly according to differences between lamps and usage conditions. Turning the lamp's power on and off frequently shortens its service life.
- Optical components other than the lamp: If the projector is used for six hours or more per day, they may need to be replaced in less than a year.
- LCD panel: If the projector is used continuously for six hours or more, its replacement cycle may be shortened.
- Do not turn projector on again for ten minutes after shutdown. Neglect can shorten the lifetime of the lamp. During use and immediately after use, do not touch anywhere near the lamp and the vents as these parts are extremely hot.
- Windows®, Windows Vista® and Internet Explorer® are trademarks, or registered trademarks of Microsoft Corporation in the United States and/or other countries.
- Pentium® is trademark of Intel Corporation in the U.S. and/or other countries.
- Crestron® and Crestron RoomView® are registered trademarks of Crestron Electronics, Inc. in the United States and other countries.
- HDMI, the HDMI Logo, and High-Definition Multimedia Interface are trademarks or registered trademarks of HDMI Licensing LLC in the United States and other countries.
- DICOM® is the registered trademark of the National Electrical Manufacturers Association for its standards publications relating to digital communications of medical information.
- All other trademarks are the properties of their respective owners.



# HITACHI

Hitachi America, Ltd., Digital Media Division 900 Hitachi Way, Chula Vista, CA 91914-3556, U.S.A. and Canada Tel: +1-800-225-1741 [www.hitachi-america.us/digitalmedia](http://www.hitachi-america.us/digitalmedia)  
 Hitachi Home Electronics Asia (S) Pte. Ltd. 438A Alexandra Road #01-01/02/03, Alexandra Technopark, 119967, Singapore Tel: +65-6536-2520 [www.hitachiconsumer.com.sg](http://www.hitachiconsumer.com.sg)  
 Hitachi Sales (Malaysia) Sdn. Bhd. Lot 12, Jalan Kemajuan, Bangi Industrial Estate, 43650 Bandar Baru Bangi, Selangor Darul Ehsan, Malaysia  
 Tel: +60-3-8911-2670 [www.hitachiconsumer.com.my](http://www.hitachiconsumer.com.my)  
 Hitachi Sales (Thailand), Ltd. 994, 996 Soi Thonglor, Sukhumvit 55 Road, Klongtonnua, Vadhana Bangkok 10110, Thailand Tel: +66-2381-8381-98 [www.hitachi-th.com](http://www.hitachi-th.com)  
 Hitachi (Hong Kong), Ltd. 18th Floor, Ever Gain Centre, 28 On Muk Street, Shatin, N.T., Hong Kong Tel: +852-2113-8883 [www.hitachi-hk.com.hk](http://www.hitachi-hk.com.hk)  
 Hitachi Sales Corp. of Taiwan 2nd Floor, No.65, Nanking East Road, Section 3, Taipei 104, Taiwan Tel: +886-2-2516-0500 [www.hsct.com.tw](http://www.hsct.com.tw)  
 Hitachi Australia Pty Ltd. Suite 801, Level 8, 123 Epping Road, North Ryde NSW 2113, Australia Tel: +61-2-9888-4100 [www.hitachi.com.au](http://www.hitachi.com.au)  
 Hitachi Europe Ltd., Digital Media Group Consumer Affairs Department Whitebrook Park, Lower Cookham Road, Maidenhead, Berkshire, SL6 8YA, UK  
 Tel: +44-1628-585000 [www.hitachidigitalmedia.com](http://www.hitachidigitalmedia.com)

Printed in Japan (H) NM-E371 0412

# LCD Projectors

**HITACHI**  
Inspire the Next

Projectors with advanced functions and convenient installation features



\* Projected images are simulations.

## LCD Projectors

CP-WU8450	WUXGA 5,000 Lumens
CP-WU8440	WUXGA 4,200 Lumens
CP-WX8255	WXGA 5,500 Lumens
CP-X8160	XGA 6,000 Lumens





# Convenient and easy to use in conference halls and auditoriums



## LCD Projectors

CP-WU8450 WUXGA 5,000 Lumens

CP-WX8255 WXGA 5,500 Lumens

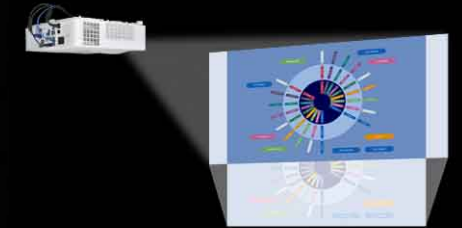
CP-WU8440 WUXGA 4,200 Lumens

CP-X8160 XGA 6,000 Lumens

## Greater Installation Flexibility

### Superior Lens Shift

Superior Lens Shift lets you select the most convenient installation location in a large space.



### Variety of Lens Options


Three optional lenses are available in addition to the standard lens. You can choose the most appropriate lens for a wide range of projection distances.



### 360 Degree Installation

CP-WU8450 CP-WX8255 CP-X8160

A major advantage that these projectors provide is 360-degree installation, making it possible to use them effectively in various types of spaces.



## Superior Projection Technology

### P by P Function

CP-WU8450 CP-WU8440

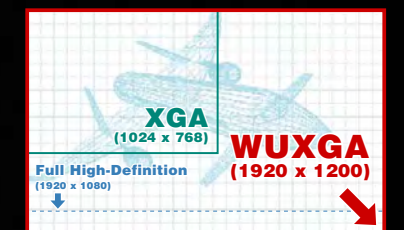
You can project two images on one screen at the same time. This is handy when you need to compare two sets of data or other material.



### WUXGA High Resolution

CP-WU8450 CP-WU8440

The CP-WU8450 and CP-WU8440 offer native resolution of WUXGA (1920 x 1200), which is even higher than full high-definition (1920 x 1080).





# Superior functionality found in a slim body design


**Slim Design 135mm (5.3") Height**     **Center Lens Design**



**8W + 8W Stereo Speakers**

## Wireless Capability (Option)

You can use a wireless network by connecting the projector to a computer using the optional USB wireless adapter. The adapter supports IEEE802.11b/g/n.



## 2 HDMI® Digital Inputs

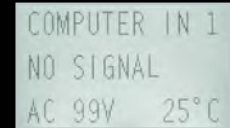
The two HDMI inputs allow digital connection via a single cable, for video and audio from various types of equipment. You enjoy high picture quality and high sound quality for a wide range of uses.



## Status Monitor

The Status Monitor is a sub-LCD located on the rear panel of the CP-WU8450, CP-WX8255 and CP-X8160. It displays the present condition of the projector, including errors, setup information and error history.

### Real time monitoring



- Lamp time
- Filter time
- Projector usage time
- IP Address
- and others

### Error and alarm message

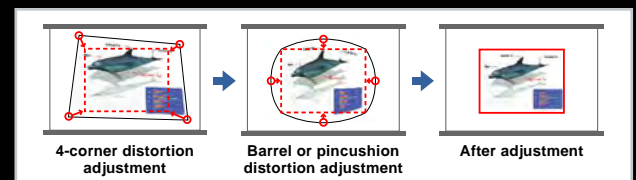


- Cover error
- Lamp error
- Temperature error
- Filter cleaning time
- and others

## Perfect Fit

Perfect Fit enables quick adjustment of the projected image by moving its four corners one at a time. In addition, barrel or pincushion distortion, which occur on rounded surfaces, can easily be corrected (only CP-WX8255 and CP-X8160).

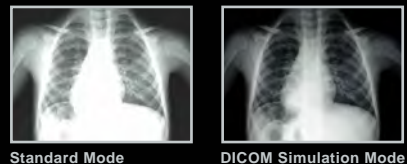
\* Perfect Fit may decrease picture quality as a result of the compensation and resizing processes.



## DICOM® Simulation Mode

The DICOM (Digital Imaging and Communications in Medicine) Simulation Mode projects grayscale images which approximate DICOM Part 14 specifications. This mode is ideal for viewing grayscale medical images, such as X-rays, for training and educational purposes.

\* The projectors have a DICOM (Digital Imaging and Communications in Medicine) Simulation Mode. This mode simulates the DICOM standard, which is a standard applicable to digital communications in medicine, and is useful for displaying medical images such as X-rays. These projectors are not medical devices and are not compliant with the DICOM standard, and neither the projector nor the DICOM Simulation Mode should be used for medical diagnosis.  
\* Comparison photos are simulations.



## Advanced Network Functions\*1

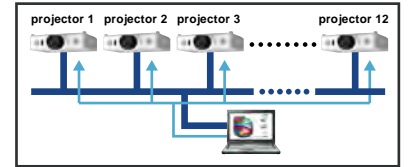
### Convenient Networking

Embedded networking gives you the ability to manage and control multiple projectors over your LAN: Centralized Reporting, Scheduling, E-mail Alerts, and My Image (Image Transfer).



### Multi Projector\*2\*3

You can project the same image from up to 12\*4 projectors simultaneously. This is useful for meetings and lectures in large venues where a single screen would not be sufficient.



\*1 Video transfer through network may not be supported depending on combination of computer hardware and software. For projecting video sources, video/computer cable is preferable.  
\*2 This function will be provided later by software update from the website <http://www.hitachi-america.us/digitalmedia>  
\*3 To secure better performance, a wired network is preferable.  
\*4 Video transfer speed may vary depending on number of projectors connected.

### Hardware and software requirements for network capability

**OS:** One of the following. Windows® XP Home Edition/Professional Edition (32 bit version only), Windows Vista® Home Basic/Home Premium/Business/Ultimate/Enterprise, Windows® 7 Starter/Home Basic/Home Premium/Professional/Ultimate/Enterprise **CPU:** Pentium® 4 (2.8 GHz or higher) **Graphic card:** 16 bit, XGA or higher (When using the "LiveViewer" it is recommended that the display resolution of your computer be set to 1024 x 768.) **Memory:** 512 MB or higher **Hard disk space:** 100 MB or higher **Web browser:** Internet Explorer® 6.0 or higher **CD-ROM drive**  
• If many computers are connected to the network or the connected computer is under excessive load, higher specifications may be required.

## Easy Maintenance

Lamp door and filter cover are on both sides, facilitating maintenance and replacement when the projector is installed on the ceiling.



## 3-Layer High Performance Filter

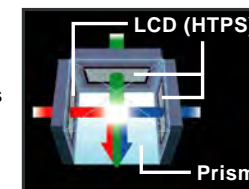
CP-WU8450 CP-WX8255 CP-X8160

These projectors use a 3-layer high performance filter that has two layers of unwoven cloth and an HAF (high air flow) filter. It lasts up to 20,000 hours\* without cleaning, reducing maintenance time. (The CP-WU8440 filter has two layers of unwoven cloth and lasts 15,000 hours.\*) \* Varies according to usage environment.



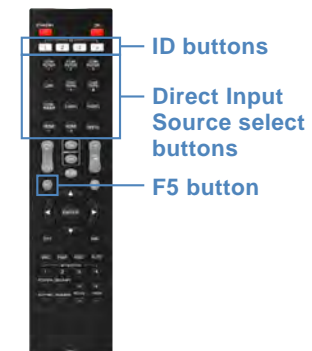
## 3 LCD Panels with Inorganic Alignment Layers

These projectors incorporate three LCD panels with inorganic alignment layers that are extremely light resistant, increasing brightness and contrast ratio. They ensure smooth images and high reliability.



## Easy-to-Use Remote Control

The remote control has four ID buttons. When operating multiple projectors at one time, each projector ID can be changed to prevent confusion. It also has an F5 button for starting presentations quickly, and Direct Input Source select buttons.



## Instant Stack

Instant Stack lets you place one projector beside another to project the same image from both onto a screen for added brightness. Overlaying the image is made easier with built-in tools including RS-232C control, Perfect Fit and Lens Shift.

\* When stacking projectors, there are various cautions and function limitations you should be aware of. Please ask your dealer for details.

## More Convenient Features

- Mechanical SHADE • Operating Altitude: 0-3,048m (0-10,000ft) • Low Noise of 29dB\*\*2 (Eco Mode) • PC-Less Presentation
- Display via USB • Template Function\*3 • Closed Caption • Auto Vertical Keystone Correction • Compatible with AMX Device Discovery
- Compatible with Crestron RoomView® • VESA Compatible Ceiling Mount Screw Holes

\*1 Typical. Tested in 23°C environmental conditions. \*2 Applicable to CP-WU8440. Noise level in Eco Mode of the following models is 31dB: CP-WU8450, CP-WX8255, CP-X8160. \*3 Patent pending

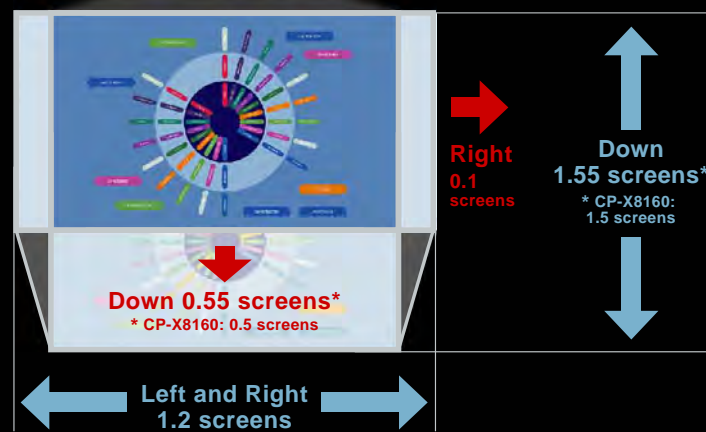




## Flexible installation allows use in a wide range of spaces

### ■ Lens Shift and Motorized Lens

Lens Shift allows a broad installation area. The projectors can cover a total range of 1.2 screen areas horizontally and 1.55 screen (CP-WU8450/CP-WU8440/CP-WX8255)/1.5 screen (CP-X8160) areas vertically. With ceiling installation, they can shift left or right by 0.1 of the screen's width and down by 0.55 (CP-WU8450/CP-WU8440/CP-WX8255)/0.5 (CP-X8160) of the screen's height. This lens shift lets you install your projector within a wide area. In addition, with motorized settings including optical lens shift, zoom, and focus adjustments, you can adjust these settings from a distance by simply using the remote control.



### ■ Lens Memory

Lens Memory lets you store up to three patterns of settings for lens shift position. This eliminates the need to make adjustments for settings, so you can quickly begin projection with the proper settings.

### ■ 360 Degree Installation

With 360-degree vertical adjustment capability, these projectors offer superior installation flexibility. They can be installed on either the floor or ceiling of a store or event facility, ensuring maximum visibility of the projected images.

CP-WU8450 CP-WX8255 CP-X8160



## 3 Optional Lenses and 1 Standard Lens

Standard Lens

Middle throw zoom lens  
**ML-703**

Zoom: x2.0



Optional Lens

Short throw zoom lens  
**SL-702**

Zoom: x1.5



Optional Lens

Long throw zoom lens  
**LL-704**

Zoom: x1.7



Optional Lens

Ultra long throw zoom lens  
**UL-705**

Zoom: x1.7



\* Fixed short throw option lens, FL-701, will be available in Spring 2012.

The projectors provide three optional lenses in addition to the standard lens, so you can use a wide range of installation environments. For example, by making use of four types of lenses, projection onto a 100" screen can be achieved from a distance of anywhere from 2.5 to 17.6 meters (100"—691") with the CP-WU8450/CP-WU8440, 2.6 to 17.9 meters (102"—705") with the CP-WX8255, and 2.5 to 16.9 meters (97"—667") with the CP-X8160, allowing them to easily match the available space.

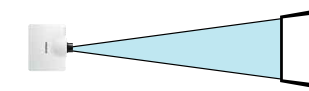
### Projection distances for standard lens and optional lenses when projecting onto a 100" screen.

#### ML-703

CP-WU8450/CP-WU8440: 3.2 — 6.4m (127" — 252")

CP-WX8255: 3.3 — 6.5m (129" — 257")

CP-X8160: 3.1 — 6.2m (122" — 242")

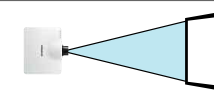


#### SL-702

CP-WU8450/CP-WU8440: 2.5 — 3.8m (100" — 151")

CP-WX8255: 2.6 — 3.9m (102" — 154")

CP-X8160: 2.5 — 3.7m (97" — 145")

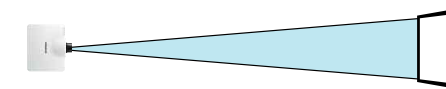


#### LL-704

CP-WU8450/CP-WU8440: 6.1 — 10.3m (240" — 407")

CP-WX8255: 6.2 — 10.5m (244" — 415")

CP-X8160: 5.9 — 10.0m (231" — 392")

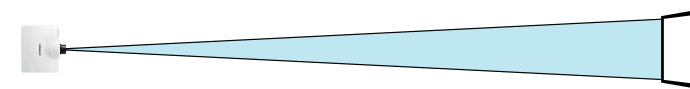


#### UL-705

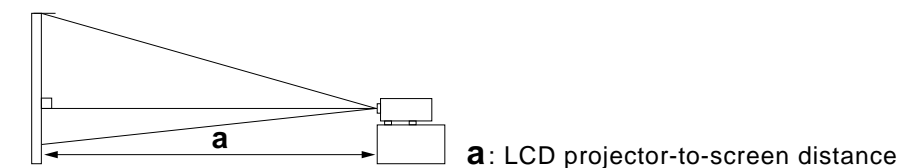
CP-WU8450/CP-WU8440: 10.3 — 17.6m (407" — 691")

CP-WX8255: 10.5 — 17.9m (415" — 705")

CP-X8160: 10.0 — 16.9m (393" — 667")



## PROJECTION DISTANCE



### CP-WU8450/CP-WU8440

Screen Size (16:10 Screen)	Standard Lens ML-703 (Middle throw zoom lens)		Optional Lens SL-702 (Short throw zoom lens)		Optional Lens LL-704 (Long throw zoom lens)		Optional Lens UL-705 (Ultra long throw zoom lens)	
	a Min	a Max	a Min	a Max	a Min	a Max	a Min	a Max
30 type (inch), 0.8m	1.0m (38")	1.9m (76")	0.8m (31")	1.2m (46")	1.8m (72")	3.1m (121")	3.3m (130")	5.4m (214")
40 type (inch), 1.0m	1.3m (51")	2.6m (101")	1.0m (41")	1.5m (61")	2.4m (96")	4.1m (162")	4.3m (169")	7.2m (282")
60 type (inch), 1.5m	1.9m (76")	3.8m (151")	1.5m (60")	2.3m (91")	3.7m (144")	6.2m (243")	6.3m (248")	10.6m (418")
70 type (inch), 1.8m	2.3m (91")	4.5m (176")	1.8m (70")	2.7m (106")	4.3m (168")	7.2m (284")	7.3m (288")	12.4m (487")
80 type (inch), 2.0m	2.6m (101")	5.1m (202")	2.0m (80")	3.1m (121")	4.9m (192")	8.3m (325")	8.3m (328")	14.1m (555")
100 type (inch), 2.5m	3.2m (127")	6.4m (252")	2.5m (100")	3.8m (151")	6.1m (240")	10.3m (407")	10.3m (407")	17.6m (691")
120 type (inch), 3.0m	3.9m (152")	7.7m (302")	3.0m (120")	4.6m (181")	7.3m (287")	12.4m (486")	12.4m (486")	21.0m (828")
150 type (inch), 3.8m	4.8m (190")	9.6m (377")	3.8m (150")	5.7m (225")	9.1m (359")	15.5m (612")	15.4m (605")	26.2m (1033")
200 type (inch), 5.1m	6.4m (253")	12.8m (503")	5.1m (199")	7.6m (300")	12.2m (479")	20.7m (816")	20.4m (803")	34.9m (1374")
250 type (inch), 6.4m	8.0m (316")	16.0m (628")	6.3m (249")	9.5m (375")	15.2m (598")	25.9m (1021")	25.4m (1002")	43.6m (1715")
300 type (inch), 7.6m	9.6m (375")	19.1m (754")	7.6m (298")	11.4m (450")	18.2m (718")	31.1m (1226")	30.5m (1200")	52.2m (2056")
350 type (inch), 8.9m	11.2m (443")	22.3m (879")	8.8m (348")	13.3m (525")	21.3m (837")	36.3m (1430")	35.5m (1398")	60.9m (2398")
400 type (inch), 10.2m	12.8m (506")	25.5m (1005")	10.1m (397")	15.2m (600")	24.3m (957")	41.5m (1635")	40.5m (1596")	69.6m (2739")
500 type (inch), 12.7m	16.1m (632")	31.9m (1256")	12.6m (496")	19.0m (749")	30.4m (1196")	51.9m (2044")	50.6m (1993")	86.9m (3421")
600 type (inch), 15.2m	19.3m (758")	38.3m (1507")	15.1m (595")	22.8m (899")	36.4m (1435")	62.3m (2453")	60.7m (2389")	104.2m (4104")

\* Tolerance ±10% (for projection distance a) • Final specifications may vary slightly.

### CP-WX8255

Screen Size (16:10 Screen)	Standard Lens ML-703 (Middle throw zoom lens)		Optional Lens SL-702 (Short throw zoom lens)		Optional Lens LL-704 (Long throw zoom lens)		Optional Lens UL-705 (Ultra long throw zoom lens)	
	a Min	a Max	a Min	a Max	a Min	a Max	a Min	a Max
30 type (inch), 0.8m	1.0m (39")	2.0m (78")	0.8m (31")	1.2m (47")	1.9m (74")	3.1m (123")	3.3m (132")	5.5m (213")
40 type (inch), 1.0m	1.3m (52")	2.6m (103")	1.1m (41")	1.6m (62")	2.5m (98")	4.2m (165")	4.4m (172")	7.3m (287")
60 type (inch), 1.5m	2.0m (78")	3.9m (154")	1.6m (62")	2.4m (93")	3.7m (147")	6.3m (248")	6.4m (253")	10.8m (427")
70 type (inch), 1.8m	2.3m (91")	4.6m (180")	1.8m (72")	2.7m (108")	4.4m (171")	7.4m (290")	7.5m (294")	12.6m (496")
80 type (inch), 2.0m	2.6m (104")	5.2m (206")	2.1m (82")	3.1m (123")	5.0m (196")	8.4m (332")	8.5m (334")	14.4m (566")
100 type (inch), 2.5m	3.3m (129")	6.5m (257")	2.6m (102")	3.9m (154")	6.2m (244")	10.5m (415")	10.5m (415")	17.9m (705")
120 type (inch), 3.0m	3.9m (155")	7.8m (308")	3.1m (122")	4.7m (184")	7.4m (293")	12.7m (499")	12.6m (496")	21.4m (844")
150 type (inch), 3.8m	4.9m (194")	9.8m (385")	3.9m (153")	5.8m (230")	9.3m (366")	15.8m (624")	15.7m (617")	26.7m (1053")
200 type (inch), 5.1m	6.6m (259")	13.0m (513")	5.2m (203")	7.8m (306")	12.4m (488")	21.1m (833")	20.8m (819")	35.6m (1401")
250 type (inch), 6.4m	8.2m (323")	16.3m (641")	6.4m (254")	9.7m (383")	15.5m (610")	26.5m (1041")	25.9m (1021")	44.4m (1749")
300 type (inch), 7.6m	9.8m (389")	19.5m (769")	7.7m (304")	11.7m (459")	18.3m (722")	31.8m (1250")	31.1m (1224")	53.3m (2097")
350 type (inch), 8.9m	11.5m (452")	22.8m (897")	9.0m (355")	13.6m (535")	21.7m (854")	37.1m (1459")	36.2m (1426")	62.1m (2445")
400 type (inch), 10.2m	13.1m (517")	26.0m (1025")	10.3m (405")	15.5m (612")	24.8m (976")	42.4m (1668")	41.3m (1628")	71.0m (2793")
500 type (inch), 12.7m	16.4m (646")	32.5m (1281")	12.9m (506")	19.4m (764")	31.0m (1220")	53.0m (2085")	51.6m (2032")	88.6m (3490")
600 type (inch), 15.2m	19.7m (775")	39.0m (1537")	15.4m (607")	23.3m (917")	37.2m (1464")	63.6m (2502")	61.9m (2437")	106.3m (4186")

\* Tolerance ±10% (for projection distance a) • Final specifications may vary slightly.

### CP-X8160

Screen Size (4:3 Screen)	Standard Lens ML-703 (Middle throw zoom lens)		Optional Lens SL-702 (Short throw zoom lens)		Optional Lens LL-704 (Long throw zoom lens)		Optional Lens UL-705 (Ultra long throw zoom lens)	
	a Min	a Max	a Min	a Max	a Min	a Max	a Min	a Max
30 type (inch), 0.8m	0.9m (37")	1.9m (73")	0.8m (30")	1.1m (44")	1.8m (70")	2.9m (116")	3.2m (125")	5.2m (206")
40 type (inch), 1.0m	1.2m (49")	2.5m (97")	1.0m (39")	1.5m (59")	2.4m (93")	4.0m (156")	4.2m (163")	6.9m (272")
60 type (inch), 1.5m	1.9m (73")	3.7m (146")	1.5m (58")	2.2m (88")	3.5m (139")	6.0m (234")	6.1m (240")	10.2m (404")
70 type (inch), 1.8m	2.2m (86")	4.3m (170")	1.7m (68")	2.6m (102")	4.1m (162")	7.0m (274")	7.1m (278")	11.9m (469")
80 type (inch), 2.0m	2.5m (98")	4.9m (194")	2.0m (77")	3.0m (116")	4.7m (185")	8.0m (313")	8.0m (316")	13.6m (535")
100 type (inch), 2.5m	3.1m (122")	6.2m (242")	2.5m (97")	3.7m (145")	5.9m (231")	10.0m (392")	10.0m (393")	16.9m (667")
120 type (inch), 3.0m	3.7m (146")	7.4m (291")	2.9m (116")	4.4m (174")	7.0m (277")	12.0m (471")	11.9m (469")	20.3m (798")
150 type (inch), 3.8m	4.6m (183")	9.2m (363")	3.7m (144")	5.5m (217")	8.8m (346")	15.0m (589")	14.9m (584")	25.3m (996")
200 type (inch), 5.1m	6.2m (244")	12.3m (484")	4.9m (192")	7.4m (289")	11.7m (461")	20.0m (787")	19.7m (775")	33.6m (1324")
250 type (inch), 6.4m	7.7m (305")	15.4m (605")	6.1m (240")	9.2m (362")	14.6m (577")	25.0m (984")	24.5m (966")	42.0m (1653")
300 type (inch), 7.6m	9.3m (366")	18.4m (725")	7.3m (288")	11.0m (434")	17.6m (692")	30.0m (1181")	29.4m (1157")	50.3m (1982")
350 type (inch), 8.9m	10.8m (426")	21.5m (846")	8.5m (335")	12.8m (506")	20.5m (807")	35.0m (1378")	34.2m (1348")	58.7m (2311")
400 type (inch), 10.2m	12.4m (487")	24.6m (967")	9.7m (383")	14.7m (578")	23.4m (922")	40.0m (1576")	39.1m (1539")	67.1m (2640")
500 type (inch), 12.7m	15.5m (609")	30.7m (1209")	12.2m (478")	18.3m (722")	29.3m (1153")	50.0m (1970")	48.8m (1921")	83.8m (3298")
600 type (inch), 15.2m	18.6m (731")	36.8m (1450")	14.6m (574")	22.0m (866")	35.1m (1383")	60.1m (2364")	58.5m (2303")	100.5m (3956")

\* Tolerance ±10% (for projection distance a) • Final specifications may vary slightly.