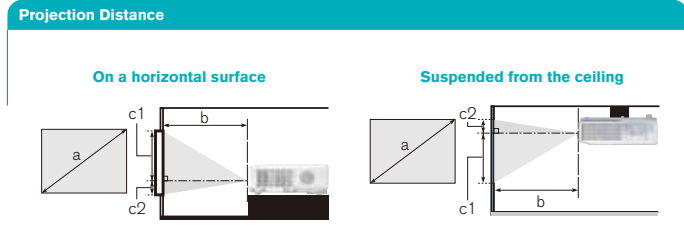



LCD Projectors

Specifications		
Model name	CP-WX3030WN	CP-EW300
Product name	Liquid crystal projector	
Liquid Crystal Panel	1,024,000 pixels (1280 horizontal x 800 vertical)	
Lamp	225 W UHP	
Light output (brightness)	3,000lm	
Contrast ratio (Presentation mode)	4000:1	2000:1
Speaker	16 W mono	1 W mono
Power supply	AC 100-120 V: 3.4 A, AC 220-240 V: 1.7 A	AC 100-120 V: 3.3 A, AC 220-240 V: 1.6 A
Power consumption	AC 100-120 V: 330 W, AC 220-240 V: 310 W	AC 100-120 V: 320 W, AC 220-240 V: 300 W
Temperature range	5 ~ 35°C (Operating at an altitude up to 7500 ft(2286 m)) 5 ~ 30°C (Operating at an altitude over 7500 ft(2286 m))	5 ~ 35°C (Operating)
Dimensions(WxHxD)	320 (W) x 85 (H) x 245 (D) mm	* Not including protruding parts.
Weight (mass)	approx. 3.0 kg	approx. 2.9 kg
Ports	COMPUTER IN1 D-sub 15 pin mini jack x1 COMPUTER IN2 D-sub 15 pin mini jack x1 HDMI HDMI connector x1 MONITOR OUT D-sub 15 pin mini jack x1 S-VIDEO Mini DIN 4 pin jack x1 VIDEO RCA jack x1 AUDIO IN1 3.5 mm (stereo) mini jack x1 AUDIO IN2 3.5 mm (stereo) mini jack x1 AUDIO IN3 (R, L) RCA jack x2 AUDIO OUT (R, L) RCA jack x2 USB TYPE A USB type A connector x2 USB TYPE B USB type B connector x1 CONTROL D-sub 9 pin plug x1 LAN RJ45jackx1 MIC 3.5 mm (mono) mini jack x1	COMPUTER IN1 D-sub 15 pin mini jack x1 COMPUTER IN2 / MONITOR OUT D-sub 15 pin mini jack x1 HDMI HDMI connector x1 VIDEO RCA jack x1 AUDIO IN (R, L) RCA jack x2 AUDIO OUT (R, L) RCA jack x2 CONTROL D-sub 9 pin plug x1
Optional parts	Lamp: DT01481 / Filter set: UX38841 USB wireless adapter: USB-WL-11N Laser remote control: RC-R008	Lamp: DT01491 / Filter set UX38851
	Mounting accessory: HAS-X1 (Bracket for ceiling mount) HAS-204L (Fixing adaptor for low ceilings) / HAS-304H (Fixing adaptor for high ceilings)	

Environment	
<ul style="list-style-type: none"> ▶ Compliance with EU Directive RoHS¹ ▶ Reduction of resin usage in production Use of hot runners in molds for making upper housing in order to reduce mill ends. ▶ Reduction of CO₂ emissions Carton volume has been cut down to 64%², reducing CO₂ emissions during transport. ▶ Power saving mode engaged during standby ▶ Eco mode Eco mode provides power saving. 	<p>¹ RoHS is the acronym of "Directive 2011/65/EU of the European Parliament and of the Council of 8 June 2011 on the restriction of the use of certain hazardous substances in electrical and electronic equipment".</p> <p>² Compared to Hitachi CP-X3015WN network capable projector on the basis of one carton box.</p>



Screen size (diagonal) type	16:10						4:3										
	Projection distance		c1 Screen height	c2 Screen height	Projection distance		c1 Screen height	c2 Screen height	Projection distance		c1 Screen height	c2 Screen height					
	min	max	cm	inch	min	max	cm	inch	min	max	cm	inch					
30	0.8	0.9	36	1.1	44	38	15	3	1	1.0	41	13	50	42	17	3	1
40	1.0	1.2	49	1.5	59	50	20	4	2	1.4	56	17	67	57	22	4	2
50	1.3	1.6	62	1.9	74	63	25	5	2	1.8	70	21	84	71	28	5	2
60	1.5	1.9	74	2.3	89	75	30	6	2	2.1	84	26	101	85	33	7	3
70	1.8	2.2	87	2.7	105	88	34	7	3	2.5	99	30	119	99	39	8	3
80	2.0	2.5	99	3.0	120	100	39	8	3	2.9	113	34	136	113	45	9	3
90	2.3	2.8	112	3.4	135	113	44	9	3	3.2	127	39	153	127	50	10	4
100	2.5	3.2	125	3.8	150	125	49	10	4	3.6	142	43	170	142	56	11	4
120	3.0	3.8	150	4.6	181	150	59	12	5	4.3	170	52	205	170	67	13	5
150	3.8	4.8	188	5.7	226	188	74	14	6	5.4	213	65	256	212	84	16	6
200	5.1	6.4	251	7.7	302	250	98	19	8	7.2	285	87	342	283	111	22	9
250	6.4	8.0	315	9.6	378	313	123	24	9	9.1	357	109	428	354	139	27	11
300	7.6	9.6	378	11.5	454	375	148	29	11	10.9	428	131	514	425	167	33	13



—Design and specifications are subject to change without notice.

- The projected images and comparison photos in this catalog are simulations.
- LCD panels, polarizers and other optical components and cooling fans may need replacement after prolonged usage. For more details, please consult a Hitachi sales representative.
- Do not use in places where there is a lot of water, dampness, steam, dust, soot or tobacco smoke. This may result in fire or malfunction.
- Optical components (lamp, LCD panel, polarizing plate, PBS [polarizer beam splitter]) have limited service lives. They must be repaired or replaced if they are used for a long period of time.
- These projectors use a mercury lamp with high internal pressure. Because of its properties, this lamp may burst with a loud noise or burn out if struck or after it has been used for a period of time. The time until it bursts or burns out varies greatly according to differences between lamps and usage conditions. Turning the lamp's power on and off frequently shortens its service life.
- Optical components other than the lamp: If the projector is used for six hours or more per day, they may need to be replaced in less than a year.
- LCD panel: If the projector is used continuously for six hours or more, its replacement cycle may be shortened.
- Do not turn projector on again for ten minutes after shutdown. Neglect can shorten the lifetime or the lamp. During use and immediately after use, do not touch anywhere near the lamp and the vents as these parts are extremely hot.
- Windows®, Windows Vista® and Internet Explorer® are trademarks, or registered trademarks of Microsoft Corporation in the United States and/or other countries.
- Pentium® is trademark of Intel Corporation in the U.S. and/or other countries.
- Crestron® and Crestron RoomView® are registered trademarks of Crestron Electronics, Inc. in the United States and other countries.
- HDMI, the HDMI Logo, and High-Definition Multimedia Interface are trademarks or registered trademarks of HDMI Licensing LLC in the United States and other countries.
- ImageCare is a trademark or a registered trademark of Royal Philips Electronics in the United States and other countries.
- All other trademarks are the properties of their respective owners.

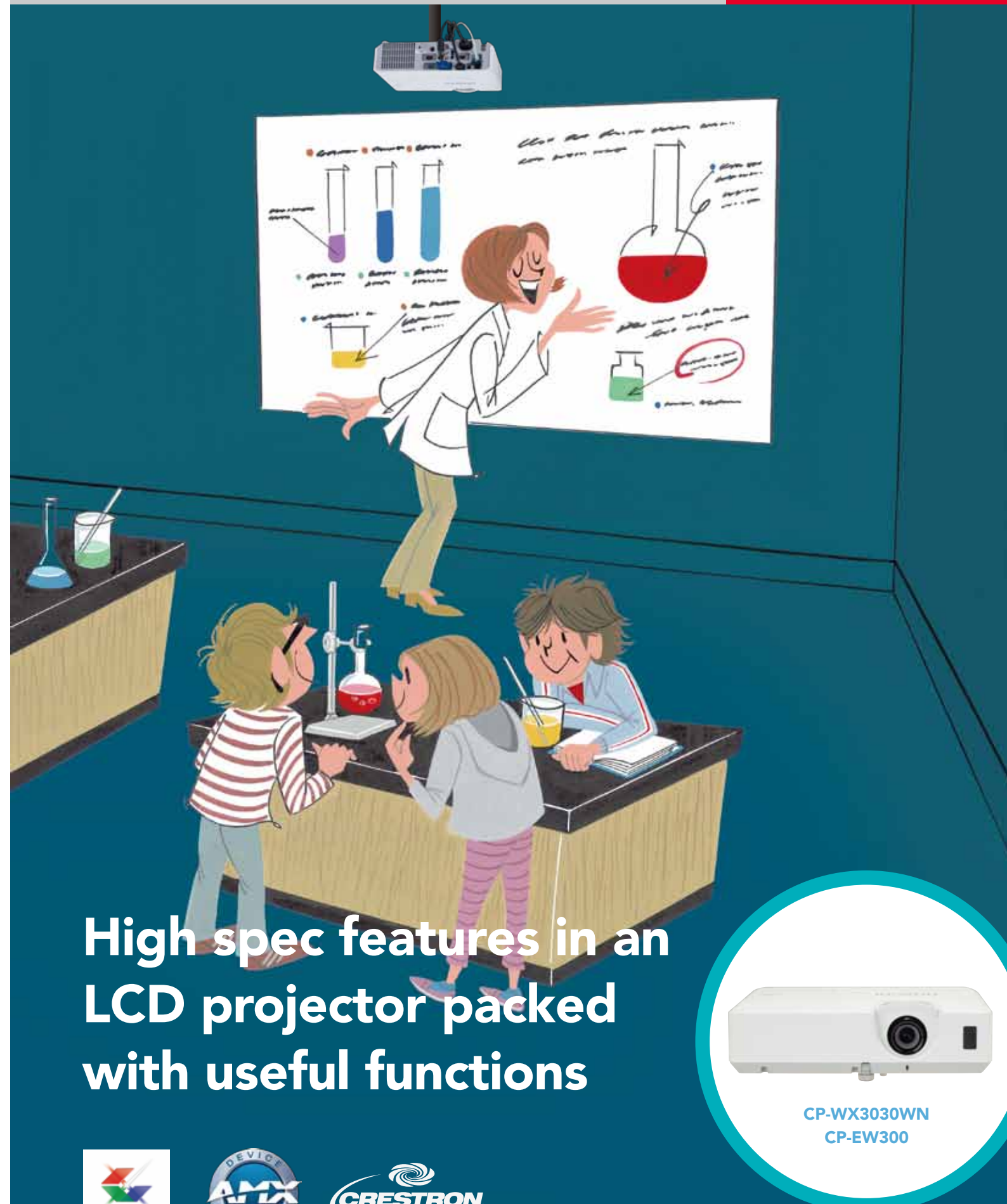


HITACHI

Hitachi America, Ltd., Digital Media Division 900 Hitachi Way, Chula Vista, CA 91914-3556, U.S.A. and Canada Tel: +1-800-225-1741 www.hitachi-america.us/digitalmedia
 Hitachi Home Electronics Asia (S) Pte. Ltd. 438A Alexandra Road #01-01/02/03, Alexandra Technopark, 119967, Singapore Tel: +65-6536-2520 www.hitachiconsumer.com.sg
 Hitachi Sales (Malaysia) Sdn. Bhd. Lot 12, Jalan Kemajuan, Bangi Industrial Estate, 43650 Bandar Baru Bangi, Selangor Darul Ehsan, Malaysia Tel: +60-3-8911-2670 www.hitachiconsumer.com.my
 Hitachi Sales (Thailand), Ltd. 994, 996 Soi Thonglor, Sukhumvit 55 Road, Klongtonnua, Vadhana Bangkok 10110, Thailand Tel: +66-2335-5455 www.hitachi-th.com
 Hitachi (Hong Kong), Ltd. 18th Floor, Ever Gain Centre, 28 On Muk Street, Shatin, N.T., Hong Kong Tel: +852-2113-8883 www.hitachi-hk.com.hk
 Hitachi Sales Corp. of Taiwan 2nd Floor, No.65, Nanking East Road, Section 3, Taipei 104, Taiwan Tel: +886-2-2516-0500 www.hsct.com.tw
 Hitachi Australia Pty Ltd. Suite 801, Level 8, 123 Epping Road, North Ryde NSW 2113, Australia Tel: +61-2-9888-4100 www.hitachi.com.au
 Hitachi Europe Ltd., Digital Media Group Consumer Affairs Department Whitebrook Park, Lower Cookham Road, Maidenhead, Berkshire, SL6 8YA, UK Tel: +44-1628-585000 www.hitachidigitalmedia.com

NM-E386 042013

LCD Projectors



High spec features in an LCD projector packed with useful functions




*Projected images are simulations

Saver Mode

Saver mode is a feature developed by Hitachi, based on ImageCare® technology, that reduces the projector lamp brightness and consumption power, resulting in considerable energy savings. You can set the Saver mode time 1 to 30 minutes, and if the projected image does not change in that time, Saver mode activates. Saver mode can also be activated manually.

Intelligent Eco Mode

Intelligent Eco mode is a feature developed by Hitachi, based on ImageCare technology, that automatically changes the brightness of the lamp according to the level of the input signal. Lamp brightness is reduced when a darker image is projected and returns to normal when a brighter image is projected, eliminating unnecessary energy consumption from the lamp.



LCD Projectors



CP-WX3030WN

WXGA 3000lm



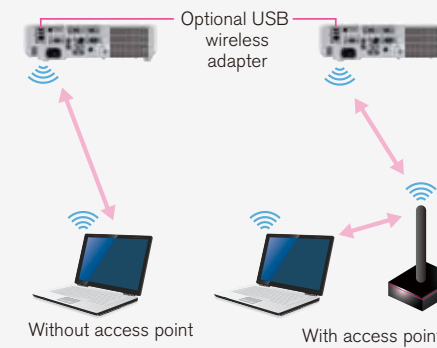
CP-EW300

WXGA 3000lm

Network Function / Capability *On CP-WX3030WN model.

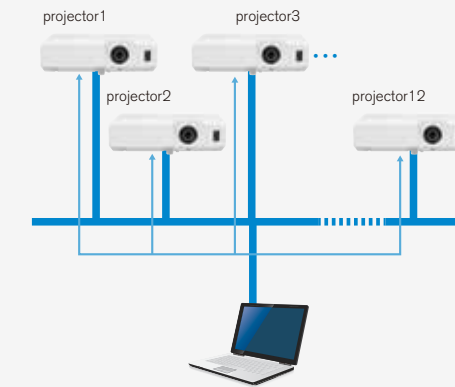
Wireless Capability

You can use a wireless network by connecting the projector to a computer using the Optional USB wireless adapter. The adapter supports IEEE802.11b/g/n. Use the adapter cover to prevent the USB wireless adapter from coming off easily.



Multi Projector*1*2

You can project the same image from up to 12*3 projectors simultaneously. This is useful for meetings and lectures in large venues where a single screen would not be sufficient.

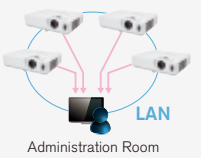


Moderator Control Mode*1*2

This mode lets you network 50*4 computers to the projector, with one computer acting as the moderator. The teacher can use the moderator computer to select and project images from the students' computers.

Convenient Networking

Embedded networking gives you the ability to manage and control multiple projectors over your LAN: Centralized Reporting, Scheduling, E-mail Alerts, and My Image (Image Transfer)



*1 These functions will be provided later by software updates from the website <http://www.hitachi-america.us/digitalmedia> *2 To secure better performance, a wired network is preferable. *3 Video transfer speed may vary depending on number of projectors connected. *4 Video and audio transfer speed may vary depending on number of projectors connected.

Hardware and software requirements for network capability OS: One of the following. Windows® XP Home Edition/Professional Edition (32bit version only), Windows Vista® Home Basic/Home Premium/Business/Ultimate/Enterprise, Windows® 7 Starter/Home Basic/Home Premium/Professional/Ultimate/Enterprise **CPU:** Pentium®4 (2.8GHz or higher) **Graphic card:** 16bit, XGA or higher (When using the "Live Viewer" it is recommended that the display resolution of your computer be set to 1024x768.) **Memory:** 512 MB or higher **Hard disk space:** 100MB or higher **Web browser:** Internet Explorer®6.0 or higher **CD-ROM drive** *If many computers are connected to the network or the connected computer is under excessive load, higher specifications may be required.



Smart Device Control*

Plugging the USB wireless adapter to the projector and using the dedicated application developed by Hitachi, projectors can be controlled from a tablet or smartphone.*



*On CP-WX3030WN model.
*See the Hitachi website for details
http://www.hitachi.co.jp/proj/en/apps/pj_connection.html

Mic. Input* and 16W Internal Speakers*

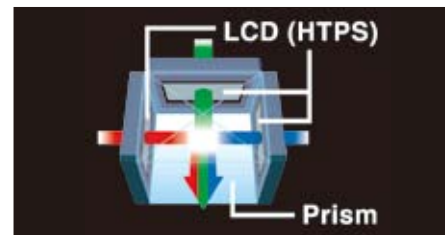
The projectors are equipped with a microphone input, so you can use a microphone system, even when the projector is in standby. Projectors also have built-in 16W high power speakers.



*On CP-WX3030WN model.

3 LCD chips with Inorganic Alignment Layers

These projectors incorporate three LCD Panels with inorganic alignment layers that are extremely light resistant, increasing brightness and contrast ratio. They ensure smooth images and high reliability.



Easy Maintenance

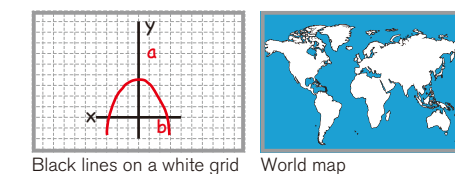
The lamp door is on the top and the filter cover is on the side, so maintenance and replacement of these parts can be done easily.



Template Function*

The Template Function equipped in these projectors projects pre-installed templates on a whiteboard, blackboard, or other surface. Templates include a line template to make writing on a board easier, a grid template, a world map, and more.

*Patent pending



HDMI® Terminal and 2 USB Type A Inputs*

These projectors provide two USB Type A inputs. This makes it possible to use the optional USB wireless adapter and other USB devices. There is also an HDMI terminal allowing you to connect compatible devices to the projectors.

*On CP-WX3030WN model.

