



Smooth and Smart

With the CP-RX70, your presentation worries are over!

Three innovative features that make your presentations smooth and smart.




The projector is compact, flat and bright!

- Smart design is flat and smooth.
- Compact size makes it easy to carry.
- High brightness means there's no need to turn off the room lights.



You can give presentations in small rooms!

- Short throw of 1.8m (5.9 ft.) onto a large 60" screen.
- Smooth use even in small rooms and limited spaces.
- Give smart and powerful presentations on large screens.



Low noise lets the audience concentrate on the presentation!

- Quiet design — only 29dB (Whisper mode).
- Your audience can concentrate on the smooth presentation.
- Low noise keeps presentations flowing with smart effectiveness.

Portable LCD Projector

CP-RX70



Whiteboard and Blackboard Modes

In rooms with no screen, the CP-RX70 can project onto a whiteboard or blackboard. In whiteboard mode, the white signal is only half as bright, ensuring optimum visibility.



Normal mode

Whiteboard mode

The blackboard mode is compatible with both black and green blackboards.

3-Second Quick Start and Direct Power Off

The CP-RX70 starts in only about three seconds* from power on to projection, reducing the frustration of having to wait for the image to appear. The Direct Power Off function eliminates the need for cooldown after using the projector. After turning the power off, you can put the projector away immediately.

* Time until start of projection. According to the power restart time and settings, start time may be longer.

Digital Vertical Keystone Correction

Keystone distortion occurs when the projector is inclined. The CP-RX70's Keystone Correction function can correct vertical keystone distortion.




It's one more way the CP-RX70 smooths your preparation for a presentation.

Other Features

- Resolution Preset and Custom Modes • Security Functions
- Input Source Naming • Motion Adaptive Progressive Scan
- 3:2 Pull Down • Noise Reduction • Hitachi Equalizing Gamma Function
- My Button • My Screen • Lamp Door on Top • Soft Case Included

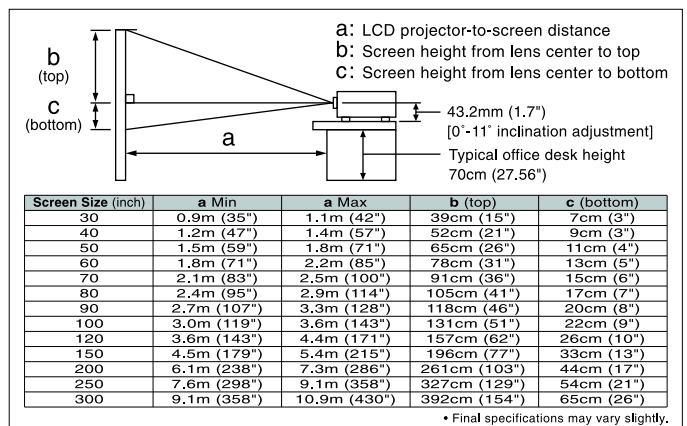
Dimensions




Specifications

Model name	CP-RX70	
Liquid crystal panel structure	0.63" polysilicon active-matrix TFT x 3 (with Micro-lens)	
Number of pixels	786,432 pixels (V768 x H1,024)	
Resolution	1,024 x 768 color pixels	
Lens	Optical zoom (F=1.7-1.9) 1:1.2	
Lamp	160W UHB	
Brightness	2,000 ANSI Lumens	
Contrast ratio	400:1	
Speakers	1W x 1	
Keystone correction	Digital Vertical Keystone	
Power supply	AC100-120V/AC220-240V	
Operating temperature	5-35°C (41-95°F)	
Input signals	Computer input	VGA, SVGA, XGA, SXGA, SXGA+, UXGA, MAC16"
	Video input	NTSC, NTSC4.43, PAL, SECAM, M-PAL, N-PAL HDTV: 750p (720p), 1125i (1080i) SDTV: 525i (480i), 525p (480p), 625i (576i)
Input/output terminals	Video input	S-Video: Jack x 1, Composite video: RCA jack x 1 Component video: via D-sub
	Audio input	Stereo Mini jack x 1
	Computer input	Analog RGB: 15-pin Mini-Dsub x 2
	Audio output	Stereo Mini jack x 1
Agency certifications	UL60950-1/cUL, FCC Part 15, Class B, AS/NZS CISPR22 ClassB, CE, EN61000-3-2, EN61000-3-3, EN55022, EN55024, EN60950-1, IEC60950-1	
Dimensions (WxHxD)	274 x 59 x 205mm (10.79" x 2.32" x 8.07") [excl. protruding part]	
Weight	1.7kg (3.8 lbs.)	
Standard accessories	RGB cable, Remote Control, Batteries, Lens cap, Strap, Soft case, Filter cover (for ceiling mounting), Power cord, 14-language user's manual	

Projection Distance



Terminals



• Design and specifications are subject to change without notice.

- The screen and monitor images and comparison photos in this catalog are simulations.
- LCD panels, polarizers and other optical components and cooling fans may need replacement after prolonged usage. For more details, please consult a Hitachi sales representative.
- Do not use in places where there is a lot of water, dampness, steam, dust, soot or tobacco smoke. This may result in fire or malfunction.
- Optical components (lamp, LCD panel, polarizing plate, PBS [polarizer beam splitter], contrast-up film) have limited service lives. They must be repaired or replaced if they are used for a long period of time.
- These projectors use a mercury lamp with high internal pressure. Because of its properties, this lamp may burst with a loud noise or burn out if struck or after it has been used for a period of time. The time until it bursts or burns out varies greatly according to differences between lamps and usage conditions. Turning the lamp's power on and off frequently shortens its service life. If the lamp should break, we recommend ventilating the room well, and make sure not to breathe the gas that comes out of the projector vents, or get it in your eyes or mouth.
- Optical components other than the lamp: If the projector is used for six hours or more per day, they may need to be replaced in less than a year.
- LCD panel: If the projector is used continuously for six hours or more, its replacement cycle may be shortened.
- Do not turn projector on again for ten minutes after shutdown. Neglect can shorten the lifetime of the lamp. During use and immediately after use, do not touch anywhere near the lamp and the vents as these parts are extremely hot.



HITACHI

Hitachi America, Ltd. Ubiquitous Platform System Division 900 Hitachi Way, Chula Vista, CA91914-3556, U.S.A.

Tel: +1-800-HITACHI Fax: +1-619-591-5418 www.hitachi.us/digitalmedia

Hitachi Canada Ltd. 2495 Meadowpine Blvd. Mississauga, Ontario L5N6C3, Canada Tel: +1-905-821-4545 Fax: +1-905-821-1101 www.hitachi.ca

Hitachi Home Electronics Asia (S) Pte. Ltd. 438A Alexandra Road #01-01/02/03, Alexandra Technopark, Singapore 119967

Tel: +65-6536-2520 Fax: +65-6536-2521 www.hitachiconsumer.com.sg

Hitachi Sales (Malaysia) Sdn. Berhad (11543-V) Lot 12, Jalan Kemajuan, Bangi Industrial Estate, 43650 Bandar Baru Bangi, Selangor Darul Ehsan, Malaysia.

Tel: +60-3-8926-4168 Fax: +60-3-8926-3013 www.hitachiconsumer.com.my

Hitachi Sales (Thailand), Ltd. 994 Soi Thonglor, Sukhumvit 55 Road, Klongtonnua, Vadhana Bangkok 10110, Thailand Tel: +66-2381-8381-98 Fax: +66-2381-0210/2381-0021

Hitachi (Hong Kong), Ltd. 18th Floor, Ever Gain Centre, 28 On Muk Street, Shatin, N.T., Hong Kong Tel: +852-2113-8883 Fax: +852-2783-4178 www.hitachi-hk.com.hk

Hitachi Sales Corp. of Taiwan 2nd Floor, No.65, Nanking East Road, Section 3, Taipei 104, Taiwan Tel: +886-2-2516-0500 Fax: +886-2-2516-1501

Hitachi Australia Pty Ltd. Level 3, 82 Waterloo Road, North Ryde, NSW 2113, Australia Tel: +61-2-9888-4100 Fax: +61-2-9888-4188 www.hitachi.com.au

Hitachi Europe Ltd. Whitebrook Park, Lower Cookham Road, Maidenhead, Berkshire, SL6 8YA, UK Tel: +44-1628-643000 Fax: +44-1628-643404 www.hitachidigitalmedia.com