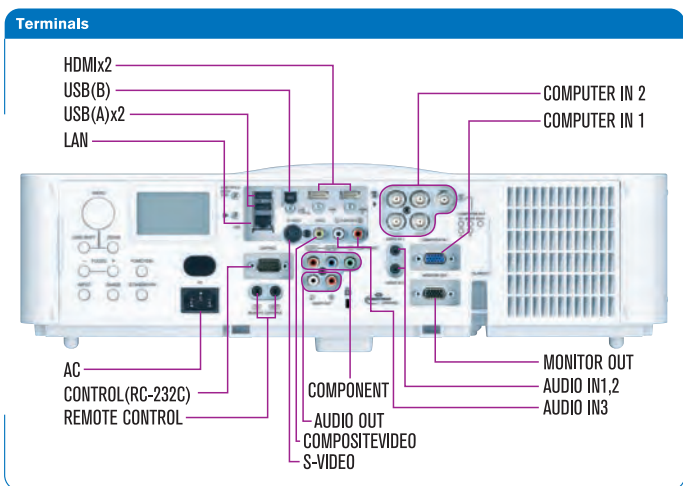



→ CP-X8170
CP-WX8265
CP-WU8460

LCD Projectors

Specifications			
Model name	CP-X8170	CP-WX8265	CP-WU8460
Product name	Liquid crystal projector		
Liquid Crystal Panel	786,432 pixels (1024horizontal x 768vertical)	1,024,000 pixels (1280horizontal x 800vertical)	2,304,000 pixels (1920horizontal x 1200vertical)
Lamp	365W UHP		
Light output (brightness)	7000lm	6500lm	6000lm
Contrast ratio (Presentation mode)	3000:1		
Power supply /Rated current	AC100-120 V: 5.1 A, AC220-240 V: 2.5 A		
Power consumption	AC100-120 V: 500 W, AC220-240 V: 480 W		
Temperature range	0 ~ 45 °C (Operating) * When the projector is used at high altitudes, the service life of the optical components may be reduced by peripheral temperatures of over about 40°C. It is recommended to reduce the temperature as far as possible.		
Dimensions(WxHxD)	498 x 135 x 396mm(19.6" x 5.3" x 15.6")		
Weight (mass)	approx. 8.8kg(19.4lbs)		
Ports	COMPUTER IN1 D-sub 15 pin mini jack x1 COMPUTER IN2 (H, V, G/Y, B/Cb/Pb, R/Cr/Pr) BNC jack x5 HDMI 1 HDMI connector x1 HDMI 2 HDMI connector x1 MONITOR OUT D-sub 15 pin mini jack x1 COMPONENT (Y, Cb/Pb, Cr/Pr) RCA jack x3 S-VIDEO Mini DIN 4 pin jack x1 VIDEO RCA jack x1 AUDIO IN1 3.5 mm (stereo) mini jack x1 AUDIO IN2 3.5 mm (stereo) mini jack x1 AUDIO IN3 (L, R) RCA jack x2 AUDIO OUT (L, R) RCA jack x2 USB TYPE A USB type A connector x2 USB TYPE B USB type B connector x1 CONTROL D-sub 9 pin plug x1 LAN RJ45 jack x1 REMOTE CONTROL IN 3.5 mm (stereo) mini jack x1 REMOTE CONTROL OUT 3.5 mm (stereo) mini jack x1		
Optional parts	Lamp: DT01471 Filter set: UX38242 Lens unit: FL-701 (Fixed short throw lens) SL-702 (Short throw lens) ML-703 (Middle throw lens) LL-704 (Long throw lens) UL-705 (Ultra long throw lens) Mounting accessory: HAS-8150 (Bracket for fixing mount) HAS-204L (Standard adaptor for fixing mount) HAS-304H (Long adaptor for fixing mount) USB wireless adapter: USB-WL-11N * For more information, please consult your dealer.		



Environment
<ul style="list-style-type: none">► Compliance with EU Directive RoHS^{*1}► Reduction of resin usage in production Use of hot runners in molds for making upper housing in order to reduce mill ends.► Reduction of CO₂ emissions Carton volume has been cut down to 72%^{*2}, reducing CO₂ emissions during transport.► Power saving mode engaged during standby► Eco mode Eco mode provides power saving.
<small>^{*1} RoHS is the acronym of "Directive 2011/65/EU of the European Parliament and of the Council of 8 June 2011 on the restriction of the use of certain hazardous substances in electrical and electronic equipment".</small>
<small>^{*2} Compared to Hitachi CP-X615 network capable projector on the basis of one carton box.</small>

—Design and specifications are subject to change without notice.

- The projected images and comparison photos in this catalog are simulations.
- LCD panels, polarizers and other optical components and cooling fans may need replacement after prolonged usage. For more details, please consult a Hitachi sales representative.
- Do not use in places where there is a lot of water, dampness, steam, dust, soot or tobacco smoke. This may result in fire or malfunction.
- Optical components (lamp, LCD panel, polarizing plate, PBS [polarizer beam splitter]) have limited service lives. They must be repaired or replaced if they are used for a long period of time.
- These projectors use a mercury lamp with high internal pressure. Because of its properties, this lamp may burst with a loud noise or burn out if struck or after it has been used for a period of time. The time until it bursts or burns out varies greatly according to differences between lamps and usage conditions. Turning the lamp's power on and off frequently shortens its service life.
- Optical components other than the lamp: If the projector is used for six hours or more per day, they may need to be replaced in less than a year.
- LCD panel: If the projector is used continuously for six hours or more, its replacement cycle may be shortened.
- Do not turn projector on again for ten minutes after shutdown. Neglect can shorten the lifetime or the lamp. During use and immediately after use, do not touch anywhere near the lamp and the vents as these parts are extremely hot.
- Windows®, Windows Vista® and Internet Explorer® are trademarks, or registered trademarks of Microsoft Corporation in the United States and/or other countries.
- Pentium® is trademark of Intel Corporation in the U.S. and/or other countries.
- Crestron® and Crestron RoomView® are registered trademarks of Crestron Electronics, Inc. in the United States and other countries.
- HDMI, the HDMI Logo, and High-Definition Multimedia Interface are trademarks or registered trademarks of HDMI Licensing LLC in the United States and other countries.
- All other trademarks are the properties of their respective owners.
- DICOM is the registered trademark of the National Electrical Manufacturers Association for its standards publications relating to digital communications of medical information.



HITACHI

Hitachi America, Ltd., Digital Media Division
Hitachi Home Electronics Asia (S) Pte, Ltd.
Hitachi Sales (Malaysia) Sdn. Bhd.
Hitachi Sales (Thailand), Ltd.
Hitachi (Hong Kong), Ltd.
Hitachi Sales Corp. of Taiwan
Hitachi Australia Pty Ltd.
Hitachi Europe Ltd., Digital Media Group Consumer Affairs Department

900 Hitachi Way, Chula Vista, CA 91914-3556, U.S.A. and Canada Tel: +1-800-225-1741 www.hitachi-america.us/digitalmedia
438A Alexandra Road #01-01/02/03, Alexandra Technopark, 119967, Singapore Tel: +65-6536-2520 www.hitachiconsumer.com.sg
Lot 12, Jalan Kemajuan, Bangi Industrial Estate, 43650 Bandar Baru Bangi, Selangor Darul Ehsan, Malaysia Tel: +60-3-8911-2670 www.hitachiconsumer.com.my
994, 996 Soi Thonglor, Sukhumvit 55 Road, Klongtonnua, Vadhana Bangkok 10110, Thailand Tel: +66-2335-5455 www.hitachi-th.com
18th Floor, Ever Gain Centre, 28 On Muk Street, Shatin, N.T., Hong Kong Tel: +852-2113-8883 www.hitachi-hk.com.hk
2nd Floor, No.65, Nanking East Road, Section 3, Taipei 104, Taiwan Tel: +886-2-2516-0500 www.hsct.com.tw
Suite 801, Level 8, 123 Epping Road, North Ryde NSW 2113, Australia Tel: +61-2-9888-4100 www.hitachi.com.au
Whitebrook Park, Lower Cookham Road, Maidenhead, Berkshire, SL6 8YA, UK Tel: +44-1628-585000 www.hitachidigitalmedia.com

NM-E384 032013

LCD Projectors

HITACHI
Inspire the Next



CP-X8170
CP-WX8265
CP-WU8460

Providing advanced functions and flexible installation features



*Projected images are simulations

Sharpness

← ON OFF →



ACCENTUALIZER

Clear pictures even in bright rooms

Hitachi has developed "ACCENTUALIZER" technology to project clear pictures even in bright rooms!! This technology makes pictures look more real by enhancing (1)Sharpness, (2)Gloss and (3) Shade to make pictures as clear as pictures on a flat-panel device. You can also adjust the effects by three levels according to your surroundings so that the colors of projected images are the actual colors of the objects they represent.



1 2 3



Shade

← ON OFF →




Gloss

← ON OFF →

Superior Lens Shift

Superior Lens Shift lets you choose the most convenient installation location, even for large spaces.




Variety of Lens Options

Four optional lenses are available in addition to the standard lens. You can choose the most appropriate lens for a wide range of projection distances.



360 Degree Installation

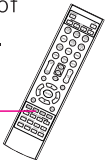
A major advantage that these projectors provide is 360-degree installation, making it possible to use them effectively in various types of spaces.



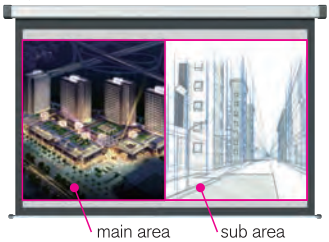
P by P / P in P Functions

Images from two input signals can be projected on one screen at the same time. Picture by Picture (P by P) enables you to compare two images side by side. Picture in Picture (P in P) enables you to display one image within another image. These functions are handy when you need to compare two sets of data or other material.

PbyP PbyP button




P by P mode



P in P mode



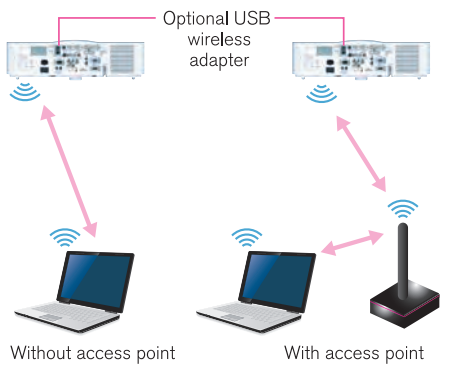
Superior functionality found in a slim body design



Advanced Network Functions*1

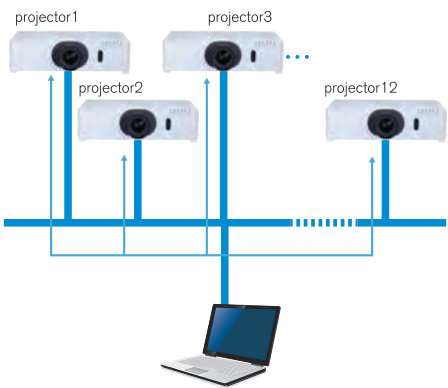
Wireless Capability

You can use a wireless network by connecting the projector to a computer using the Optional USB wireless adapter. The adapter supports IEEE802.11b/g/n. Use the adapter cover to prevent the USB wireless adapter from coming off easily.



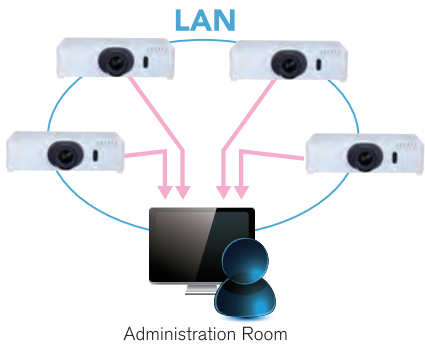
Multi Projector*2*3

You can project the same image from up to 12*4 projectors simultaneously. This is useful for meetings and lectures in large venues where a single screen would not be sufficient.



Convenient Networking

Embedded networking gives you the ability to manage and control multiple projectors over your LAN with Centralized Reporting, Scheduling, E-mail Alerts, and My Image (Image Transfer)



Smart Device Control

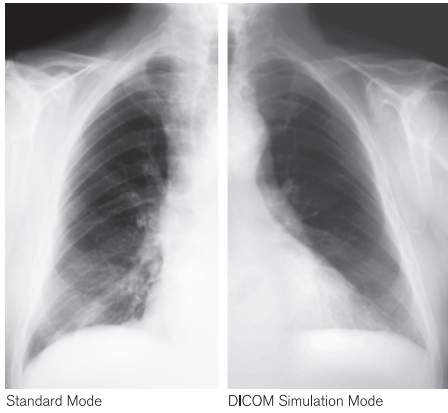
Plugging the USB wireless adapter to the projector and using the dedicated application developed by Hitachi, projectors can be controlled from a tablet or smartphone.

* See the Hitachi website for details
http://www.hitachi.co.jp/proj/en/apps/pj_connection.html

DICOM® Simulation Mode

The DICOM (Digital Imaging and Communications in Medicine) Simulation Mode projects grayscale images which approximate DICOM Part 14 specifications. This mode is ideal for viewing grayscale medical images, such as X-rays, for training and educational purposes.

The projectors have a DICOM (Digital Imaging and Communications in Medicine) Simulation Mode. This mode simulates the DICOM standard, which is a standard applicable to digital communications in medicine, and is useful for displaying medical images such as X-rays. These projectors are not medical devices and are not compliant with the DICOM standard, and neither the projector nor the DICOM Simulation Mode should be used for medical diagnosis. Comparison photos are simulations.



Status Monitor

The Status Monitor is a sub-LCD located on the rear panel of the CP-WU8460, CP-X8170 and CP-WX8265. It displays the present condition of the projector, including errors, setup information and error history.

Real time monitoring

• Lamp time • Filter time • Projector usage time • IP Address



Error and alarm message

• Cover error • Lamp error
• Temperature error
• Filter cleaning time and more...

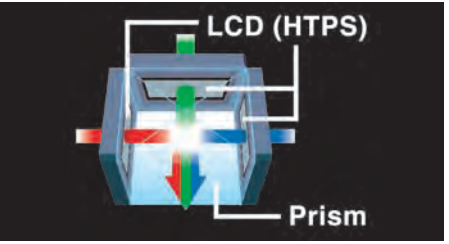
Instant Stack

Instant Stack lets you place one projector beside another to project the same image from both onto a screen for added brightness. Overlaying the image is made easier with built-in tools including RS-232C control, Perfect Fit and Lens Shift.

* When stacking projectors, there are various cautions and function limitations you should be aware of. Please ask your dealer for details.

3 LCD Chips with Inorganic Alignment Layers

These projectors incorporate three LCD panels with inorganic alignment layers that are extremely light resistant, increasing brightness and contrast ratio. They ensure smooth images and high reliability.

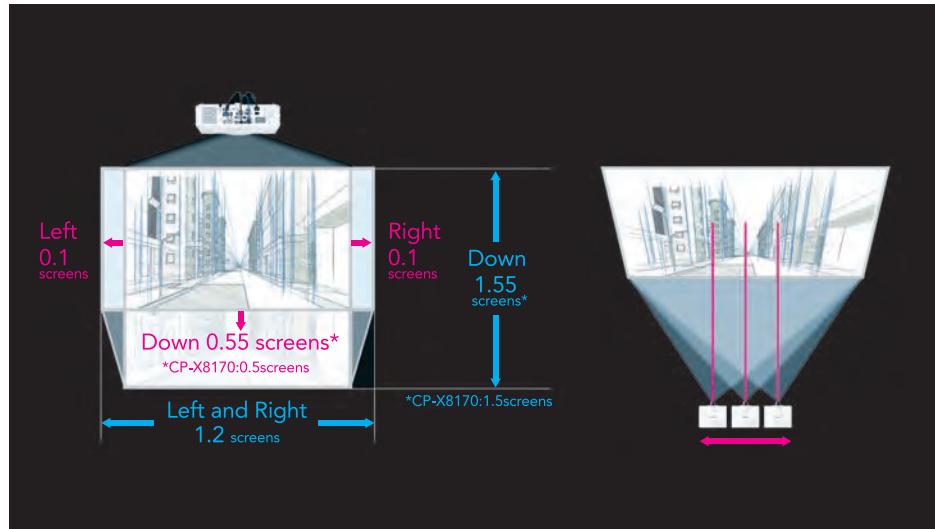


*1 Video transfer through network may not be supported depending on the combination of computer hardware and software. For projecting video sources, video/computer cable is preferable. *2 This function will be provided later by a software update from the website <http://www.hitachi-america.us/digitalmedia>. *3 To secure better performance, a wired network is preferable. *4 Video transfer speed may vary depending on number of projectors connected.

Hardware and software requirements for network capability OS: One of the following, Windows® XP Home Edition/Professional Edition (32bit version only), Windows Vista® Home Basic/Home Premium/Business/Ultimate/Enterprise, Windows® 7 Starter/Home Basic/Home Premium/Professional/Ultimate/Enterprise CPU: Pentium®4 (2.8GHz or higher) Graphic card: 16bit, XGA or higher (When using the "Live Viewer" it is recommended that the display resolution of your computer be set to 1024x768.) Memory: 512 MB or higher Hard disk space: 100MB or higher Web browser: Internet Explorer®6.0 or higher CD-ROM drive

*If many computers are connected to the network or the connected computer is under excessive load, higher specifications may be required.

Flexible installation allows use in a wide range of spaces



Lens Shift and Motorized Lens

Lens Shift lets you install your projectors in a wide range of spaces. The projectors can cover a total range of 1.2 screen areas horizontally and 1.55 screen (CP-WU8460, CP-WX8265)/1.5 screen (CP-X8170) areas vertically. With ceiling installation, they can shift left or right by 0.1 of the screen's width and down by 0.55 (CP-WU8460, CP-WX8265)/0.5 (CP-X8170) of the screen's height. In addition, with motorized settings including optical lens shift, zoom, and focus adjustments, you can adjust these settings from a distance by simply using the remote control.

Lens Memory

Lens Memory lets you store up to three patterns of settings for Lens Shift positions. This eliminates the need to make adjustments for settings, so you can quickly begin projection with the proper settings.

WUXGA High Resolution

The CP-WU8460 offer native resolution of WUXGA (1920 x 1200), which is even higher than full high-definition.

360 Degree Installation

With 360-degree vertical adjustment capability, these projectors offer superior installation flexibility. They can be installed on either the floor or ceiling of a store or event facility, ensuring maximum visibility of the projected images.

Maintenance



Easy Maintenance

The lamp door and the filter cover are located on both sides, facilitating maintenance and replacement when the projector is installed on the ceiling.

3-Layer High Performance Filter

These projectors use a 3-layer high performance filter that has two layers of unwoven cloth and an HAF (high air flow) filter. The filter can last up to 20,000 hours* without cleaning, reducing maintenance time.
*Varies according to usage environment.











More Convenient Features

- Mechanical Shade
- Operating Altitude: 0-3,048m (0-10,000ft)
- Low Noise of 33dB¹ (Eco Mode)
- PC-Less Presentation
- Display via USB
- Template Function³
- Closed Caption
- Auto Vertical Keystone Correction
- Compatible with AMX Device Discovery
- Compatible with Crestron RoomView®
- VESA Compatible Ceiling Mount Screw Holes

¹Typical, Tested in 23°C environmental conditions.
²Applicable to CP-X8170, CP-WX8265. Noise level in Eco Mode of the following models is 33dB: CP-WX8265, CP-X8170.
³Patent pending

4 Optional Lenses and 1 Standard Lens

Projection distances for standard lens and optional lenses when projecting onto a 100" screen.

	ML-703	Brightness	Projection distance	
	Standard Lens	CP-X8170 : 7,000lm CP-WX8265 : 6,500lm CP-WU8460 : 6,000lm	CP-X8170 : 3.1-6.2m(122"-242") CP-WX8265 : 3.3-6.5m(129"-257") CP-WU8460 : 3.2-6.4m(127"-252")	
	Middle throw lens Zoom: x2.0			
	FL-701			
	Optional Lens	CP-X8170 : 7,000lm CP-WX8265 : 6,400lm CP-WU8460 : 6,000lm	CP-X8170 : 1.7m(67") CP-WX8265 : 1.8m(71") CP-WU8460 : 1.8m(71")	
	Fixed short throw lens Zoom: Fixed			
	SL-702			
	Optional Lens	CP-X8170 : 7,300lm CP-WX8265 : 6,600lm CP-WU8460 : 6,200lm	CP-X8170 : 2.5-3.7m(97"-145") CP-WX8265 : 2.6-3.9m(102"-154") CP-WU8460 : 2.5-3.8m(100"-151")	
	Short throw lens Zoom: x1.5			
	LL-704			
	Optional Lens	CP-X8170 : 6,900lm CP-WX8265 : 6,200lm CP-WU8460 : 6,000lm	CP-X8170 : 5.9-10.0m(231"-392") CP-WX8265 : 6.2-10.5m(244"-415") CP-WU8460 : 6.1-10.3m(240"-407")	
	Long throw lens Zoom: x1.7			
	UL-705			
	Optional Lens	CP-X8170 : 7,000lm CP-WX8265 : 6,500lm CP-WU8460 : 6,000lm	CP-X8170 : 10.0-16.9m(393"-667") CP-WX8265 : 10.5-17.9m(415"-705") CP-WU8460 : 10.3-17.6m(407"-691")	
	Ultra long throw lens Zoom: x1.7			

The projectors provide four optional lenses in addition to the standard lens, allowing you to choose one to easily match your installation environments. For example, by making use of four types of lenses, projection onto a 100" screen can be achieved from a distance of anywhere from 1.8(71" fixed) and 2.5 to 17.6 meters (100"-691") with the CP-WU8460, 1.8(71" fixed) and 2.6 to 17.9 meters (102"-705") with the CP-WX8265, 1.7(67" fixed) and 2.5 to 16.9 meters (97"-667") with the CP-X8170.

Projection Distance

</